


COMPRESSOR

LINEAR Piston DC



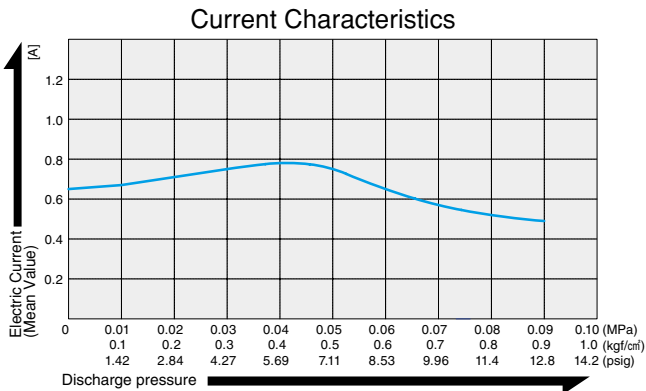
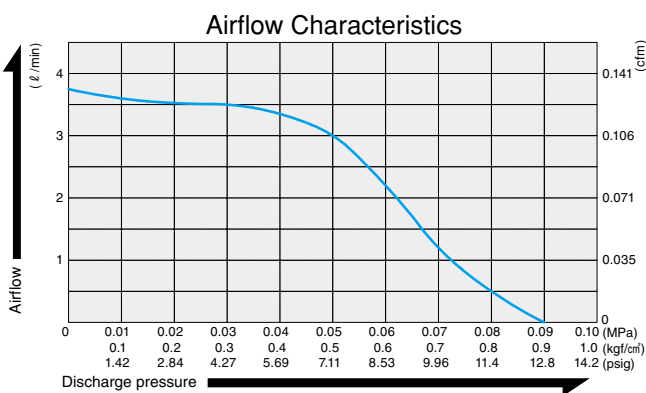
MOTOR FREE
PISTON SYSTEM



DAH105-x1 (12V DC)

Airflow & Electric Current

Specifications



	(SI)	(EURO)	(U.S.A.)
Rated Pressure	0.05 MPa (0.5 kgf/cm ²)	0.5 bar	7.11 psig
Rated Airflow	2.5 l/min ※		0.088 cfm
Rated Voltage	12 V DC		
Maximum Pressure	0.08 MPa (0.8 kgf/cm ²)	0.8 bar	11.4 psig
Current (Mean Value)	0.74A		
Life Expectancy	10,000 hours		
Outlet	6 mm O.D. hose barb		
Duty Cycle	Continuous		
Coil Insulation Class	A or its equivalent		
Mounting Dimensions	76 mm(L) x 70 mm(W)	3"(L) x 2-3/4"(W)	
Gross Weight	0.91 kg	2.01 Lbs.	
Leadwire Length	300 mm	11-13/16"	

※ Air displacement at rated pressure.
Please read the page of "How to Use This Catalog" first for correct use of compressors and pumps.

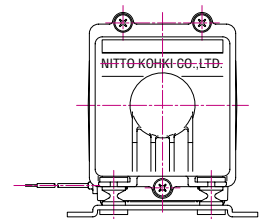
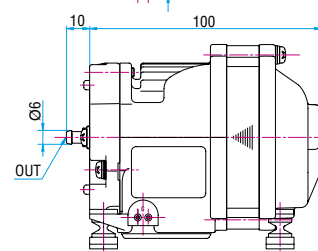
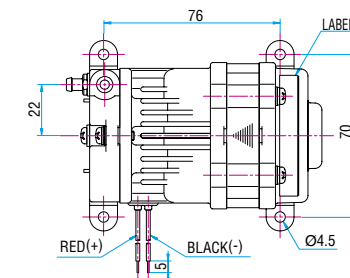
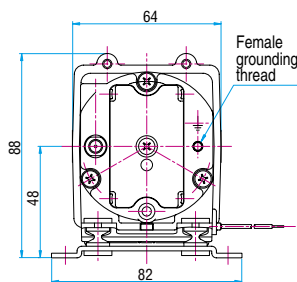
General Conditions

Ambient Temperature: 0 ~ 40°C
Ambient Humidity: 30 ~ 85%
Fluid: Air

Applications

Medical equipment, analyzers, etc.

Sketch Drawing and Mounting Dimensions Diagram (mm)



COMPRESSOR

LINEAR Piston DC



MOTOR FREE
PISTON SYSTEM

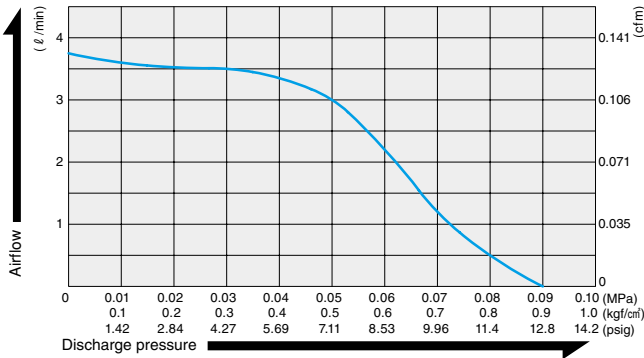


DAH105-Y1 (24V DC)

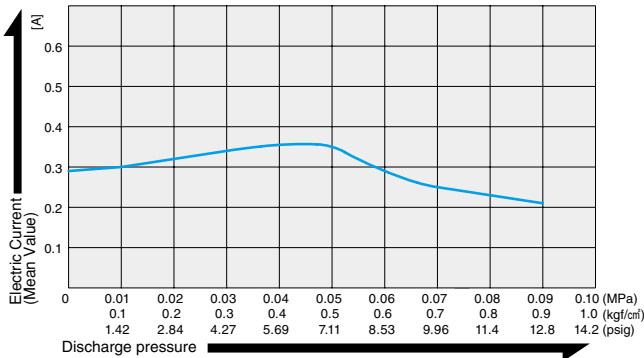
Airflow & Electric Current

Specifications

Airflow Characteristics



Current Characteristics



	(SI)	(EURO)	(U.S.A.)
Rated Pressure	0.05 MPa (0.5 kgf/cm ²)	0.5 bar	7.11 psig
Rated Airflow	2.5 l/min ※		0.088 cfm
Rated Voltage	24 V DC		
Maximum Pressure	0.08 MPa (0.8 kgf/cm ²)	0.8 bar	11.4 psig
Current (Mean Value)	0.35A		
Life Expectancy	10,000 hours		
Outlet	6 mm O.D. hose barb		
Duty Cycle	Continuous		
Coil Insulation Class	A or its equivalent		
Mounting Dimensions	76 mm(L) x 70 mm(W)	3"(L) x 2-3/4"(W)	
Gross Weight	0.91 kg	2.01 Lbs.	
Leadwire Length	300 mm	11-13/16"	

※ Air displacement at rated pressure.

Please read the page of "How to Use This Catalog" first for correct use of compressors and pumps.

General Conditions

Ambient Temperature: 0 ~ 40°C
 Ambient Humidity: 30 ~ 85%
 Fluid: Air

Applications

Medical equipment, analyzers, etc.

Sketch Drawing and Mounting Dimensions Diagram (mm)

