



VALUE PLASTICS, INC.  
A NORDSON COMPANY



- Quick Connects
- Check Valves
- Needlefree Valves
- BioProcessing
- Luer Fittings
- Blood Pressure
- Tapered Seal
- Tube-To-Tube
- Threaded

## Welcome to Value Plastics' Interactive Catalog!

In order to meet the needs of our customers, Value Plastics has chosen to develop a user-friendly tool that allows for quick and easy access to our vast selection of parts, along with their specifications and technical information. Within this PDF, you will enjoy the following features:

### Part Description and Image Hyperlinks

Click on each part to view pricing, see part drawings, and add parts to your shopping cart.

### Various Messages Within Sections

These messages will link you to product line details such as datasheets and part drawings.

### Online Technical Information

Use the catalog's technical charts to link to online data.

### Bookmarks and Interactive Table of Contents

For easy navigation, use these tools to jump to different product lines within the catalog.

### Barb Style Descriptions

Click on this section to access specifications for each style.

### Material Data Panels

Refer to these side panels for definitions of part extensions and click to view material data online.

### In-Text References

E-mails, page number, and website references will link you to the appropriate location.

### Designer Kit Details

Click on designer kit headers to view part maps.

### Interactive Index

This tool allows you to quickly access a specific part within the catalog.

### Search Capabilities

Use the search tool to find keywords throughout the PDF.

### Offline Access

Download the catalog and save it to your computer for quick and easy offline access!

INTRODUCTION .....	4	BLOOD PRESSURE .....	44
WHAT'S NEW .....	5	BPL Series .....	45
ISO 80369 .....	6	BPF Series .....	45
VALUE PLASTICS' BARB .....	7	BPLF 1/4 Turn Cuff Connectors .....	45
VALUE PLASTICS DESIGN CENTER .....	8	Bayonet Male Cuff Connectors .....	46
Custom Luers .....	10	Bayonet Panel Mount Connectors .....	46
Custom Tube-To-Tube .....	11	Dinamap® Monitor Adapters .....	46
Custom Threaded .....	11	Dinamap® Cuff Connectors .....	47
Custom Assemblies .....	11	TAPERED SEAL .....	48
QUICK CONNECTS .....	12	Small Bore Male .....	48
RQC Series Quick Connects .....	12	Small Bore Female .....	49
MQC Female Open Flow .....	13	Large Bore Male .....	49
MQC Male Open Flow .....	13	Large Bore Female .....	49
MQC Male and Female Sets .....	13	Plugs and Caps .....	49
SBL Female Open Flow Straight .....	14	TUBE-TO-TUBE .....	50
SBL Male Open Flow Straight .....	14	Straight Through .....	51
SBL Male and Female Sets .....	14	Straight Through Reducer .....	53
XQ Female Open Flow Straight .....	15	Elbow .....	56
XQ Female Valved Straight .....	15	Elbow Reducer .....	57
XQ Female Open Flow Panel Mount .....	15	Tee .....	58
XQ Female Valved Panel Mount .....	15	Tee Reducer .....	59
XQ Male Open Flow Straight .....	16	Y .....	61
XQ Male Valved Straight .....	16	Multiport .....	62
XQ Male Open Flow Panel Mount .....	17	Press-In Plugs .....	64
XQ Male Valved Panel Mount .....	17	Ultrasonically Weldable Barbs .....	65
XQ Male Open Flow Elbow .....	17	Panel Mounts .....	65
XQ Male Valved Elbow .....	17	Panel Mount Accessories .....	65
Panel Mount Nut .....	17	THREADED .....	66
CHECK VALVES .....	18	10-32 UNF, Special Tapered Thread .....	67
Single Check Valves - Anti-Siphon .....	19	1/4-28 UNF .....	70
Single Check Valves - One-Way .....	20	1/4-28 UNF Bottom Sealing .....	71
Single Check Valves - Barbed .....	20	Metric M6x1 .....	72
Double Check Valves - Tubing Pocket Chimney Port .....	21	Metric M5x.8 .....	72
Double Check Valves - Female Luer Chimney Port .....	21	1/16-27 NPT .....	73
NEEDLEFREE SWABABLE VALVES .....	22	1/8-27 NPT .....	74
Swabable Straight Valves .....	23	1/4-18 NPT Reducers .....	75
Swabable 'Y' Valves .....	23	BUILD-A-PART .....	76
Bondable Valve .....	23	Junction Blocks .....	77
Swabable Bag Valve .....	23	Accessories .....	78
Swabable Break-Off Valves .....	23	Barbs .....	78
Tube End Valves .....	23	Threads .....	79
13 mm Swabable Vial Cap .....	23	OTHER COMPONENTS .....	80
20 mm Swabable Vial Cap .....	23	Check Valves .....	80
Swabable T-Port Valve .....	23	Clamps .....	80
4-Way Lever Swabable Stopcock .....	23	Injection Sites .....	81
BIOPROCESS FITTINGS .....	24	Stopcocks .....	81
PharmaLok™ Clamps .....	25	Spikes .....	81
RQC Series Quick Connects .....	26	Tubing .....	82
Gaskets .....	27	Designer Kits .....	83
Bag Ports .....	28	TUBESETTER® Assembly Tool .....	85
Sanitary Fittings - Mini Flange .....	30	TECHNICAL INFORMATION .....	86
Sanitary Fittings - Maxi Flange .....	31	Barb Dimensions .....	87
BioClamp® .....	32	Barb Performance .....	88
BioValve® .....	33	BPF Series Properties and Performance Data .....	89
LUERS .....	34	Panel Mount Instructions .....	89
Male .....	35	Resin Information .....	90
Female .....	37	Trademarks .....	93
Adapters and Couplers .....	39	Index .....	94
Tees .....	39		
Elbows .....	39		
Plugs and Caps .....	40		
Luer to Thread .....	41		
Panel Mounts .....	42		
Panel Mount Accessories .....	43		

## Welcome to Value Plastics, a Nordson MEDICAL Company!

Value Plastics is the leader in designing and manufacturing a comprehensive, proprietary line of plastic connectors for low pressure fluid management applications. Thank you for your interest in our products. If you're a current customer, we appreciate your business and look forward to exceeding your expectations in the future. If you're seeing us for the first time, we welcome the opportunity to earn your trust.

Value Plastics is a part of Nordson MEDICAL, your partner in the global medical market providing innovative components, devices and custom OEM solutions for the management and delivery of fluids and biomaterials. Value Plastics and Nordson MEDICAL are backed by the extensive resources of Nordson Corporation (Nasdaq: NDSN), the world leader in precision dispensing, fluid management and related technologies.

### What We Do:

We help our customers meet their low pressure fluid management challenges with a wide range of proprietary, highly engineered plastic connectors and extensive application expertise. Products available from stock include over 4,000 different style and material combinations with tubing IDs ranging from 1/16" to 1". We also offer custom component manufacturing, tubing, select medical OEM components and our TUBESETTER® fitting inserters to facilitate device assembly. Our application expertise extends to bioprocessing, blood pressure, cardiovascular, ophthalmic, and more.

### Where We Come From:

We're located in Fort Collins, Colorado, at the base of the Rocky Mountains, 55 miles north of Denver. Our facility is state-of-the-art and self-contained from in-house product design through tooling, manufacturing, assembly and packaging. Customer support, sales and marketing resources support the world from this single facility.

### Our Quality Commitment to You:

We are dedicated to exceeding your expectations. We operate a quality system registered under the guidelines of ISO 9001:2008 and maintain full traceability for all our manufactured products. We welcome our customers to conduct an on-site supplier audit with the knowledge that our systems have satisfied the most demanding requirements of medical device manufacturers worldwide.

### Your Assurance of VP Quality:

How can you be sure that you're getting a genuine Value Plastics® fitting? Look for our logo. Molded into every component we manufacture, our logo is your assurance you are producing the highest quality items. By relying on our superior

tooling and craftsmanship, you can be assured that you will have the best OEM tubing components in your products.

To protect our intellectual property and our customers, it is important to be aware of the patents and trademarks that apply to our products. Look for the Value Plastics logo (VP) to ensure you do not mistakenly use a poor quality counterfeit of a Value Plastics® fitting, thereby jeopardizing the integrity and quality of your product. Many attributes of our components are covered by patent, including but not limited to, barb, grips, function and other design features.

### Quality Management System

At Value Plastics, quality is designed in from the outset; it's not an add-on at the end of the process. Our Quality Management System is registered under the auspices of ISO 9001:2008 and passes the most stringent evaluations possible – our customers' audits. We anticipate your needs and modify our systems to exceed your expectations. Our quality and consistency help you save money through your ability to implement dock-to-stock programs.

### Design, Engineering and R&D

Value Plastics' staff of product development professionals uses the most modern equipment to design the best fluid management products available anywhere. Whether your need is for new products or custom solutions, our focus on healthcare OEM means we understand your needs and don't need to be coached to your industry requirements. Designs incorporating human factors, finite element analysis, DFMA, rapid prototyping and concurrent engineering are just some of the tools used to bring you the components you require, when you want them.

### Manufacturing Consistency

Our all-electric injection molding presses are chosen for shot-to-shot consistency and outfitted with the most up-to-date process monitoring software available. Each operator is responsible for product quality at the press and has every tool at their disposal. All molding, secondary operations and packaging take place in a controlled environment to assure component readiness for your production floor.

### Clean Room Manufacturing

All Value Plastics' products are now manufactured and packaged in an environment that meets the requirements of ISO 14644-1:1999 (E) Class 8 (Class 100,000) standards.

### Contact Us

Visit us at [www.valueplastics.com](http://www.valueplastics.com) for all your low pressure fluid management needs. To learn more about other capabilities for the medical industry, visit [www.nordsonmedical.com](http://www.nordsonmedical.com).



## Barbed Check Valves

SCV Series barbed check valves were developed to provide a reliable mechanical connection and simplify tubing assemblies that often require multiple parts needed for in-line check valves. Available in medical grade materials and multiple barb sizes, the valves feature more precise, lower crack pressures, higher flow rates, low priming volume, air bubble mitigation during priming and operate in any spatial orientation. **Pg 20**



## Needlefree Swabable Valves

The new needlefree swabable valves are designed to remove or inject fluids on demand. Valve stems and bodies will mate securely with all standard luer syringes and luer connectors. All materials are Gamma resistant, and ISO 10993 compliant. **Pg 22**



## RQC Series

The RQC Series includes quick connects, caps and plugs. Available in widely used polypropylene and polycarbonate materials, these connectors are compatible with most industry standard parts. The single barb open flow design provides security and mitigates flow path obstruction. The connector set features a user-friendly interface that includes a large button, making it easy to connect and disconnect the components. The optional, integral, and easy to use locking feature gives you peace of mind knowing your connection is secure. **Pg 26**



## Antimicrobial Material

Value Plastics, a Nordson MEDICAL company, introduces CYROLITE® Protect, an acrylic-based multipolymer compound manufactured by Evonik Corporation. The material is resistant to chemicals and plasticizers found in flexible tubing and provides antimicrobial capabilities against a variety of microorganisms commonly found in healthcare facilities. Value Plastics will add additional parts with the CYROLITE® Protect resin based upon customer demand. Please contact your sales representative to discuss further. **Pg 35, 37**



Borkstrasse 10  
48163 Münster, D-48163  
GERMANY  
Phone: +49 251 32266-0  
Fax: +49 251 32266-22  
Email: info@medneteuropa.com  
www.medneteuropa.com

MedNet Countries:  
Belgium Luxembourg  
Czech Republic Netherlands  
Denmark Norway  
Finland Poland  
Germany Sweden  
Hungary Turkey



9 Av. Prince Albert II  
MC98000 MONACO  
Phone: +377 97 98 42 32  
Email: sales@promepla.com  
www.promepla.com

Promepla Countries:  
Austria Portugal  
France Spain  
Italy Switzerland  
Monaco



29 Aston Road  
Waterlooville, Portsmouth  
Hampshire PO7 7XJ  
United Kingdom  
Phone: +44 23 9226 6031  
Fax: +44 23 9224 0323  
Email: sales@westgroup.co.uk  
www.westgroup.co.uk

The West Group Countries:  
Ireland  
United Kingdom



1-1-36, Nishi-Awaji  
Higashi-Yodogawa-Ku  
Osaka 533-0031 Japan  
Phone: +81-6-6325-1406  
Fax: +81-6-6328-8995  
Email: mail@isis-ltd.co.jp  
www.isis-ltdco.jp

ISIS Countries:  
Japan



NBF Urawa-Building  
2-5, Higashi-Takasagocho, Urawa-Ku,  
Saitama-City, Saitama-Prefecture,  
Japan 330-0055  
Phone: +81 048-871-0501  
Fax: +81 048-871-0502  
Email: info@sanwa-ent.co.jp  
www.sanwa-ent.co.jp

Sanwa Countries:  
Japan



403-404, B-Wing, Delphi  
Hiranandani Business Park, Powai  
Phone: +91-22-6716-2222  
Fax: +91-22-6716-2211  
Email: info@coleparmer.in  
www.coleparmer.in

Cole-Parmer Countries:  
India

## Air Dynamics Pte Ltd

180 Paya Lebar Road  
#03-03 Yi Guang Factory Building  
Singapore, 409032  
Phone: +65-6746 6884  
Fax: +65-6743 0687  
Email: richard.lee@airdynamics.com.sg  
www.airdynamics.com.sg

Air Dynamics Pte Ltd Countries:  
Singapore Indonesia  
Malaysia Philippines



61-63 Victoria Ave.  
Chatswood, NSW 2067 Australia  
Phone: +61 2 9496 4200  
Enquiry Phone: 1800 251 799  
Email: alexs@johnmorris.com.au  
www.johnmorris.com.au

John Morris Scientific Countries:  
Australia  
New Zealand

## Trusty Comércio e Representações Ltda.

Av. J K de Oliveira, 580 - Sala 23  
Guaratinguetá - SP 12.505-300  
Brazil  
Phone: +55 12 3132-3560  
Fax: +55 12 3132-3463  
e-mail: jgalhardo@tcr-brazil.com.br

TCR Countries:  
Brazil

## R.D.V. International

Juan Benigno Vela 08-60 y Castillo  
Ambato, Ecuador  
Phone: +593-3-285-4369  
Fax: +593-3-282-6358  
Email: rdvsarep@comcast.net

R.D.V. International Countries:  
Argentina Ecuador  
Bolivia Peru  
Columbia Uruguay  
Chile Venezuela

## What is ISO 80369

Hospitals and other healthcare facilities depend on a variety of catheters, tubing and syringes to deliver medications and other substances to patients through vascular, enteral, respiratory, epidural and intrathecal delivery systems. These delivery systems frequently employ fittings called luer connectors to link various system components. Unfortunately, because luer connectors are ubiquitous, easy-to-use, and compatible between different delivery systems, end users can inadvertently connect the incorrect systems together. These misconnections can cause medication or other fluids to be delivered through the wrong route, resulting in serious patient injuries and even death. In an effort to reduce the occurrence of these misconnections, the FDA is actively participating internationally to develop and implement standards for the non-interconnectability of small bore medical connectors. A joint working group established by the International Organization for Standardization (ISO) and the International Electrotechnical Commission (IEC) leads this effort to develop a series of standards for incompatible connectors. ISO 80369-1 is the first in the series of standards and establishes the applications specified below that will have their own unique connector geometries.

**ISO 80369-2:** Breathing Systems and Driving Gases

**ISO 80369-3:** Enteral and Gastric

**ISO 80369-4:** Urethral and Urinary

**ISO 80369-5:** Limb Cuff Inflation

**ISO 80369-6:** Neuraxial

**ISO 80369-7:** Intravascular (IV)

## When Will it Come into Effect?

ISO 80369-1 is published and active currently. There are several requirements that can be followed to ensure non-interconnectability with connector sets based on criteria outlined within the standard. We have decided not to act at this time due to the fact that the sub-standards associated with 80369-1 will determine component geometry, and we want to ensure a seamless transition for our customers. Determining the exact time the 80369 sub-standards will come into effect can be a difficult task as they are still under development. Our team is on the front lines in the development of these standards, allowing us great insight to when these standards will be released. We will be updating our website regularly to when these changes will occur as we get more information.

## How Does it Impact Me?

Compliance with the ISO 80369 standard may require major changes on the part of medical device manufacturers. In the next few years, if these standards are approved it could mean new designs, new parts, new moldings and updating or replacing millions of components. The 80369 standard series will eventually define connector set geometries for specific applications, meaning new connectors will be needed to replace luers in a multitude of areas. Value Plastics has taken a very active role in the development of these standards to help reduce the impact of this change on our customers. At this time, a definitive solution cannot be defined since the standards are still in a development phase, however as we get more information on a timeline, we will be updating our website to indicate the direction we will be taking.

## How Can I Prepare?

While the standards have not yet been completely established, the main precaution that medical device manufacturers can take to help prevent any future problems is to stay up-to-date on ISO 80369 news. Value Plastics is one of only a few connector companies worldwide actively participating on ISO 80369 committees. To keep the medical device community apprised of new developments, we have chosen to provide information in one web location. Value Plastics has set up an online resource to help medical device OEMs stay informed of the changes and updates to this standard.

To read the latest updates, subscribe to alerts, and view related resources, go to Value Plastics' online resource at [i8.valueplastics.com](http://i8.valueplastics.com).



[i8.valueplastics.com](http://i8.valueplastics.com)

## Our Single Barb Concept

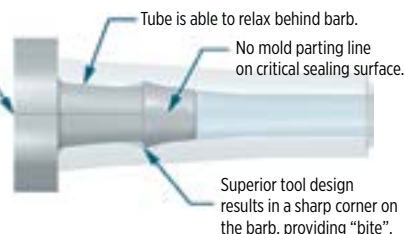
Many designers are not aware of the benefits of using a single barb versus a multi-barb fitting, but the barb design greatly affects the security of your tube connection.

Because of the shape of a barb, it is impossible to injection mold any but the first barb without a parting line. The parting line creates a potential leak path that becomes more pronounced as the tooling wears, increasing the likelihood of failure.

Two other problems exist with multiple barb fittings. First, it is impossible to fabricate tooling that creates a perfectly sharp edge on each barb of a molded multi-barb fitting – a

### SINGLE BARB MOLD PART LINE:


Placed where it can't affect critical sealing surfaces.



feature critical to the performance of the connection. Second, multiple barb fittings do not allow the tubing to relax behind the first barb. Because the tubing "bridges" from barb to barb it is not allowed an uninterrupted interface with the fitting. This results in compromised pressure and tensile capacities. Value Plastics® single barb design avoids these shortcomings. Our expert tooling design assures the sharpest edge possible allowing the barb to "bite" into the tubing. Then, the cylindrical surface behind the barb allows the tubing to relax against the fitting. The result is a connection with excellent tensile and pressure performance.

### MULTI BARB MOLD PART LINE:

Potential leak path on critical sealing surfaces.



The **CLASSIC SERIES** is characterized by a longer barb that extends the sealing surface of the fitting. Tubing is expanded from 42% to 69% above its nominal ID.



The **200 SERIES** offers outstanding performance characteristics when used with flexible tubing. Tubing is expanded by 50% above its nominal ID, permitting high-pressure capabilities.



The **300 SERIES** offers outstanding performance characteristics when used with flexible tubing. Tubing is expanded by 35% above its nominal ID, permitting high-pressure capabilities in the larger tube sizes.



The **400 Series** provides easy assembly while maintaining excellent pressure and tensile capabilities. Originally created for semi-rigid tubing, this series is preferred for applications where tensile/pressure properties are not highly critical, or when ease of assembly is desired. The 400 Series expands the tubing 25% above its nominal ID.



The **500 SERIES** profile is composed of blended radii, giving it the distinct look. Each barb is designed to accommodate a range of tube sizes and tube types. Consideration should be given to flow restriction, pressure capability, and the force required for assembly of the tube.



The **600 SERIES** barbs are designed for use with silicone, C-Flex® and PVC tubing sizes commonly used in biopharm and other applications. Tubing is expanded from 18% to 34% above its nominal ID to maintain a low profile and ease of assembly, and the straight barb stem facilitates use of recommended cable tie retainers or hose clamps.



The **700 SERIES** barb is designed for use with Value Plastics' XQ Series quick connect fittings. This unique single barb is available in sizes to fit the 1/4" (6.4 mm), 5/16" (7.9 mm) and 3/8" (9.5 mm) ID tubing sizes and materials commonly used in disposable and reusable medical equipment. Reinforced PVC, unreinforced PVC and polyurethane tubing materials work well with this barb style.



The **900 SERIES** offers outstanding performance characteristics when used with flexible tubing. Tubing is expanded from 8% to 17% above its nominal ID. This barb provides high flow efficiency and excellent tensile strength. A hose clamp is recommended for this series.

The data presented here is for reference only. It was compiled to provide our customers with a means of comparing the characteristics of components at the time of publication. The particular conditions of your use and application of our products are beyond our control. Thus, it is imperative that you test our products in your specific application to determine their suitability. All information is provided without implied or expressed warranty or guarantee by Value Plastics' or other manufacturers. None of the information provided constitutes a recommendation or endorsement of any kind by Value Plastics'.

# Design CENTER



*“It would have taken me two to three times as long and two to three times as much money without Value Plastics. This is who you want to work with. They have become part of our team.”*



## Fitting The World's Most Fluid Designs

How it Works:

- 1 Define Your Product Requirements:**  
Describe your application and requirements or provide us with a drawing or simple sketch. From here we can determine what details are needed and can help define the most ideal and cost-effective connector concept for your application.
- 2 Call the Design Center to Explore Your Connector Options:**  
There may be a suitable off-the-shelf solution or perhaps we can adapt an existing connector to your application. Often the modification of an existing mold can be significantly faster and less expensive.
- 3 Collaborate:**  
Working with your requirements, we can help walk you through the most cost effective solutions to achieve your desired performance. That may mean simply taking 2 or 3 connectors and identifying a low-cost means to roll them into a single connector.
- 4 Go-to-Market:**  
As we arrive at a solution together, we closely involve your team in the design and development process to ensure that as we approach production you have everything you need for qualification to get you to market both quickly and safely. **The rest is up to you!**





## What happens when “off-the-shelf” just doesn’t work? The Design Center builds a new shelf!

### Your Solution. Faster. For Less.

With project requirements and timelines becoming increasingly demanding, it’s critical to partner with a team who understands fluid management solutions and the rigors of today’s medical device and biotech markets. Team up with the Value Plastics Design Center for your custom connector needs, whose market leading service, quality and delivery you’ve already come to know.

### Here’s What You Can Expect From Our Design Center and the “Specialists in Fluid Connections”:

**Save Time** – Talk to someone who understands your application requirements. The Design Center works with you to determine the most suitable material and design options to deliver the best performing product as cost-effectively as possible. We also utilize state of the art rapid prototyping techniques and in-house testing facilities to keep your project moving quickly and economically.

**Save Money** – Start with our existing product offering of over 4,000 fluid connectors, or utilize some of our existing mold configurations toward perfectly customizing a part to your application. Don’t forget, our technical and design assistance is FREE!

**Save Trouble** – Ensure that everything around your project will be done right the first time. Our dedicated and experienced staff will make sure that the finest details are covered from the time that we review your product requirements to the final product qualification.

The Design Center can also assist you in developing fluid connectors that comply to emerging standards. Value Plastics is an active member of the ISO 80369 standards group defining new standard connectors for small bore, medical device connections.

**Custom Assembly** – Our knowledgeable team of engineers offers capabilities to the biotechnical market through custom-made assemblies created in our design center. From systems using a single fitting to complex configurations utilizing various components, we can design complete assemblies to your requirements.

To get started today contact your Value Plastics Design Services Manager:

**Toll Free - +1 (866) 582-0965**

**Email - [designcenter@valueplastics.com](mailto:designcenter@valueplastics.com)**

**[dc.valueplastics.com](http://dc.valueplastics.com)**

**CF104 (-6005)**Male Luer Integral Lock Ring Plug,  $\emptyset$ .033 Orifice at Luer Tip**CF226 (-6005)**

High Flow Connector to 500 Series Barb, 1/4" (6.4 mm) ID Tubing (May be used with separate rotating lock ring; CF227)

**CF015 (-1)**

Female Luer Lug Style Flare to M6x.75 Thread

**CF131 (-1)**

Male Luer Integral Lock Ring Plug, Closed at Grip (Short Luer)

**CF141 (-9)**Male Luer to Female Luer Thread Style Coupler ( $\emptyset$ .045 Thru Bore with  $\emptyset$ .055 Male Side Bond-in Port)**CF148 (-9002)**Male Luer to Female Luer Thread Style Coupler ( $\emptyset$ .045 Thru Bore with  $\emptyset$ .080 Male Side Bond-in Port)**CF210 (-6005)**Male Luer to Female Luer Thread Style Coupler ( $\emptyset$ .125 Center Bond-in Port)**CF213 (-3)**Male Luer Integral Lock Ring Plug, Closed at Grip ( $\emptyset$ .055 to  $\emptyset$ .060 Core)**CF224 (-9)**Male Luer Integral Lock Ring to 500 Series Barb, 5/32" (4 mm) ID Tubing ( $\emptyset$ .076 Bore)**CF233 (-6005)**

Female Extended Luer Thread Style to 200 Series Barb, 1/16" (1.6 mm) ID Tubing

**CF235 (-9 -91)**Male Luer to Female Luer Thread Style Coupler ( $\emptyset$ .023 Thru Bore with  $\emptyset$ .033 Male Side Bond-in Port)**CF239 (-6005)**

Male Luer Integral Lock Ring to Female Luer Thread Style Extended Coupler

**CF322 (-1)**

Female Luer Lug Style Flare to 1/4-32 UNF Thread

**Need it Fast?**

You can order any of our 4,000+ parts online now with no order \$ minimums, 24 hours a day, 7 days a week!  
[www.valueplastics.com](http://www.valueplastics.com)

**Need More Details?**

Check out the Design Center Datasheet at [www.valueplastics.com](http://www.valueplastics.com) or contact Sales at [sales@valueplastics.com](mailto:sales@valueplastics.com).

**CF079 (-1)**

1/8" Tee With Blank Single Leg to 200 Series Barb, for 1/8" (3.2 mm) ID Tubing



**CF128 (-1)**

Straight Through Connector for Orifice Insert, 200 Series Barbs, 1/8" (3.2 mm) ID Tubing



**CF302 (-1)**

Tee Reduction Connector with 400 Series Barbs, 1/16" (1.6 mm) and 3/32" (2.4 mm) ID Tubing



**CF001 (-6005)**

Bottom Sealing 1/4-28 UNF Thread To Classic Series Barb, 1/16" (1.6 mm) ID Tubing



**CF165 (-6005)**

1/4-28 UNF Thread with O-Ring Seal and 5/16" Hex to Classic Series Barb 1/16" (1.6 mm) ID Tubing



**CF166 (-6005)**

1/4-28 UNF Thread Plug with O-Ring Seal and 5/16" Hex



**CF173 (-6005)**

Bottom Sealing 1/4-28 UNF To 200 Series Barb, 3/16" (4.8 mm) ID Tubing



**CF202 (-J1A)**

10-32 UNF To Tube Elbow With Custom Thread Orientation and 400 Series Barb, 3/32" (2.4 mm) ID Tubing



**CUSTOM ASSEMBLIES:**

Value Plastics offers a creative team with expert knowledge of fluid management solutions, to work with you for all your custom assembly needs. We work with you to determine the most suitable material and design options to deliver the best performing product as cost-effectively as possible.

To get started today, contact your Value Plastics Design Services Manager at Toll-Free - (866) 582-0965.

**CA072**

Custom Assembly LE230 and FSLLR



**CA210**

Custom Assembly FTL220-9, MTL220-9 and UR00-2047 Tube



**Part Drawings Online!**

Value Plastics provides dimensional drawings available for download for all of its fittings.

[www.valueplastics.com](http://www.valueplastics.com)

**Custom Assembly**

We produce standard components to fit your current assemblies and devices, but we also provide custom solutions by applying a variety of assembly options, such as fittings, connectors, filters, and other components to tubing. From systems using a single fitting to complex configurations utilizing various components, we can design complete assemblies to your requirements.

# Quick Connect

## FITTINGS



RQC Series Quick Connects  
**PG-26**



Male & Female Open Flow Straight  
**PG-13**



Male & Female Open Flow Straight  
**PG-14**



Female Open Flow Straight  
**PG-15**



Female Valved Straight  
**PG-15**



Female Open Flow Panel Mount  
**PG-15**



Female Valved Panel Mount  
**PG-15**



Male Open Flow Straight  
**PG-16**



Male Valved Straight  
**PG-16**



Male Open Flow Panel Mount  
**PG-17**



Male Valved Panel Mount  
**PG-17**



Male Elbow  
**PG-17**



Value Plastics offers four distinct families of quick connect fittings (quick disconnect couplings), the RQC, MQC, SBL and XQ Series products, for applications covering 1/8" (3.2 mm) through 3/8" (9.5 mm) ID tubing.

## RQC Quick Connect Series

**The RQC Series** quick connects represent a more robust alternative for the bioprocessing market, offering a cost effective solution for flexible tubing connections in single use systems.



**Reference parts shown: RQCF655 and RQCM655**

RQC Series quick connect fittings are listed on page 26. Check out all of our RQC Series quick connects at [www.bioprocesscomponents.com](http://www.bioprocesscomponents.com) or contact Sales at [sales@valueplastics.com](mailto:sales@valueplastics.com).

## MQC Quick Connect Series

**The MQC Series** is an easy to use Push-to-Connect design and arguably one of the most versatile quick connect solutions on the market. With its large, ergonomic buttons and wide selection of colors, both designers and end users will embrace its unique features. The MQC Series of connectors are available in nylon and fit 1/8" (3.2 mm), 5/32" (4.0 mm) and 3/16" (4.8 mm) ID tubing. Between its versatility, one-of-a-kind design, and loud "click" indicating a secure fit, misconnects will be a problem of the past!



# SBL

## Quick Connect Series

The **SBL Series** connector system is so intuitive that users just automatically know how to operate it the minute they pick it up. SBL Series quick connect fittings are cost effective and designed to meet your needs for a reusable component for small-bore applications in all fluid delivery areas. The SBL Series range is available in nylon, in two contrasting colors and fits 1/8" (3.2 mm) and 3/16" (4.8 mm) ID tubing for in-line applications.

# XQ

## Quick Connect Series

The **XQ Series** quick connect fittings, available in open flow and with integral shutoff valves, bring performance, convenience and utility to your tubing applications. XQ Series products fit 1/4" (6.4 mm), 5/16" (7.9 mm) and 3/8" ID (9.5 mm) tubing and are produced in acetal and polypropylene in five basic configurations – in-line male, in-line female, male panel mount, female panel mount and elbow. For versatility, durable XQ Series couplings interchange with other plastic and metal button-type couplings. Bring performance and service to your tubing applications by specifying XQ Series quick connects.

### MQC SERIES: Female Open Flow

#### MQCF230 (-1 -2 -3 -4 -5 -8)

Dual Latch Quick Connect Female 200 Series Barb 1/8" (3.2 mm) ID Tubing



#### MQCF240 (-1 -2 -3 -4 -5 -8)

Dual Latch Quick Connect Female 200 Series Barb 5/32" (4.0 mm) ID Tubing



#### MQCF250 (-1 -2 -3 -4 -5 -8)

Dual Latch Quick Connect Female 200 Series Barb 3/16" (4.8 mm) ID Tubing



### MQC SERIES: Male Open Flow

**MQCRM230 (-001 -002 -003 -004 -005 -08B) Nylon, Buna-N O-Ring**  
Dual Latch Quick Connect Male 200 Series Barb 1/8" (3.2 mm) ID Tubing



-001 White Nylon  
-005 Blue Nylon

**MQCRM240 (-001 -002 -003 -004 -005 -08B) Nylon, Buna-N O-Ring**  
Dual Latch Quick Connect Male 200 Series Barb 5/32" (4.0 mm) ID Tubing



-001 White Nylon  
-005 Blue Nylon

**MQCRM250 (-001 -002 -003 -004 -005 -08B) Nylon, Buna-N O-Ring**  
Dual Latch Quick Connect Male 200 Series Barb 3/16" (4.8 mm) ID Tubing



-001 White Nylon  
-005 Blue Nylon

### MQC SERIES: Male and Female Sets

#### MQCMF230-901

Bag of 50 Dual Latch Quick Connect Male and Female Sets, 200 Series Barb 1/8" (3.2 mm) ID Tubing, Blue Female and White Male



#### MQCMF240-901

Bag of 50 Dual Latch Quick Connect Male and Female Sets, 200 Series Barb 5/32" (4.0 mm) ID Tubing, Blue Female and White Male



#### MQCMF250-901

Bag of 50 Dual Latch Quick Connect Male and Female Sets, 200 Series Barb 3/16" (4.8 mm) ID Tubing, Blue Female and White Male



**SBL SERIES:**  
Female Open Flow

**SBLF013 (-1-2-8B -CM030)**  
Side Latch Quick Connect Female 500 Series Barb, 1/8" (3.2 mm) ID Tubing

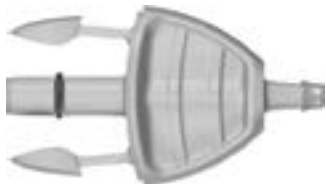


**SBLF035 (-1-2-8B -CM030)**  
Side Latch Quick Connect Female 500 Series Barb, 3/16" (4.8 mm) ID Tubing



**SBL SERIES:**  
Male Open Flow

**SBLM013 (-001 -002 -004 -005) Nylon, Buna-N O-Ring**  
Side Latch Quick Connect Male 500 Series Barb, 1/8" (3.2 mm) ID Tubing



**-001 Gray Nylon**  
**-002 Blue Nylon**

**SBLM035 (-001 -002 -004 -005) Nylon, Buna-N O-Ring**  
Side Latch Quick Connect Male 500 Series Barb, 3/16" (4.8 mm) ID Tubing



**-001 Gray Nylon**  
**-002 Blue Nylon**

**SBL SERIES:**  
Male and Female Sets

**SBLMFBG013 (-002)**  
Bag of 50 Side Latch Quick Connect Male and Female Sets, 500 Series Barb 1/8" (3.2 mm) ID Tubing, Blue Male and Grey Female Nylon



**SBLMFBG035 (-004)**  
Bag of 50 Side Latch Quick Connect Male and Female Sets, 500 Series Barb 3/16" (4.8 mm) ID Tubing, Blue Male and Grey Female Nylon



**SBLMFBG013 (-001)**  
Bag of 50 Side Latch Quick Connect Male and Female Sets, 500 Series Barb 1/8" (3.2 mm) ID Tubing, Grey Male and Blue Female Nylon



**SBLMFBG035 (-003)**  
Bag of 50 Side Latch Quick Connect Male and Female Sets, 500 Series Barb 3/16" (4.8 mm) ID Tubing, Grey Male and Blue Female Nylon



**Need Samples for Evaluation?**

You can call to request most of our standard product in quantities of 5, or less, for free application evaluation.  
**+1 (970) 267-5200 Toll Free: (888) 404-5837**

**Need More Details?**

Check out the RQC, MQC, SBL, and XQ Datasheets at [www.valueplastics.com](http://www.valueplastics.com) or contact Sales at [sales@valueplastics.com](mailto:sales@valueplastics.com).

QUICK CONNECTS

## XQ SERIES:

### Female Open Flow Straight

#### XQSF755 (-1006)

XQ Series Female Open Flow Connector, 700 Series Barb, 1/4" (6.4 mm) ID Tubing



#### XQSF770 (-1006 -1007)

XQ Series Female Open Flow Connector, 700 Series Barb, 3/8" (9.5 mm) ID Tubing



## XQ SERIES:

### Female Valved Straight

#### XQSVF755 (-1006-B -1007-B -6006-EP)

XQ Series Female Valved Connector, 700 Series Barb, 1/4" (6.4 mm) ID Tubing



#### XQSVF765 (-1006-B -1007-B)

XQ Series Female Valved Connector, 700 Series Barb, 5/16" (8.0 mm) ID Tubing



#### XQSVF770 (-1006-B -1007-B -6006-EP)

XQ Series Female Valved Connector, 700 Series Barb, 3/8" (9.5 mm) ID Tubing



## XQ SERIES:

### Female Open Flow Panel Mount

#### XQSBF755 (-1006)

XQ Series Female Open Flow Panel Mount Connector with 11/16-24 UNEF Thread, 700 Series Barb, 1/4" (6.4 mm) ID Tubing, Nickel-Plated Brass Hex Nut (included)



#### XQSBF770 (-1006)

XQ Series Female Open Flow Panel Mount Connector with 11/16-24 UNEF Thread, 700 Series Barb, 3/8" (9.5 mm) ID Tubing, Nickel-Plated Brass Hex Nut (included)



## XQ SERIES:

### Female Valved Panel Mount

#### XQSVBF755 (-1006-B)

XQ Series Female Valved Panel Mount Connector with 11/16-24 UNEF Thread, 700 Series Barb, 1/4" (6.4 mm) ID Tubing, Nickel-Plated Brass Hex Nut (included)



#### XQSVBF770 (-1006-B)

XQ Series Female Valved Panel Mount Connector with 11/16-24 UNEF Thread, 700 Series Barb, 3/8" (9.5 mm) ID Tubing, Nickel-Plated Brass Hex Nut (included)




## Custom Assembly

We produce standard components to fit your current assemblies and devices, but we also provide custom solutions by applying a variety of assembly options, such as fittings, connectors, filters, and other components to tubing. From systems using a single fitting to complex configurations utilizing various components, we can design complete assemblies to your requirements.

## XQ SERIES: Male Open Flow Straight

### XQCM755 (-1006-B)

XQ Series Male Open Flow Connector, 700 Series Barb, 1/4" (6.4 mm) ID Tubing



### XQCM770 (-1006-B)

XQ Series Male Open Flow Connector, 700 Series Barb, 3/8" (9.5 mm) ID Tubing



## XQ SERIES: Male Valved Straight

### XQCVM755 (-1006-B -6006-EP)

XQ Series Male Valved Connector, 700 Series Barb, 1/4" (6.4 mm) ID Tubing



### XQCVM765 (-1006-B -1007-B)

XQ Series Male Valved Connector, 700 Series Barb, 5/16" (7.9 mm) ID Tubing



### XQCVM770 (-1006-B -1007-B -6006-EP)

XQ Series Male Valved Connector, 700 Series Barb, 3/8" (9.5 mm) ID Tubing



## Looking for Something Different?

Most of our best product ideas have come from you, our customers. While we pride ourselves on our extensive product offering, we recognize that your needs are ever-changing and that our products, too, must adapt to your needs.

If there's a new product you think Value Plastics should make, please send us an email at [designcenter@valueplastics.com](mailto:designcenter@valueplastics.com) describing your product concept in as much detail as you desire. We will contact you with any questions, and who knows - the next catalog edition could include products YOU told us to build.

See page 8 for more information on the Design Center!



## Need it Fast?

You can order any of our 4,000+ parts online now with no order \$ minimums, 24 hours a day, 7 days a week!  
[www.valueplastics.com](http://www.valueplastics.com)

## Part Drawings Online!

Value Plastics provides dimensional drawings available for download for all of its fittings.  
[www.valueplastics.com](http://www.valueplastics.com)



## XQ SERIES:

### Male Open Flow Panel Mount

#### XQCBM755 (-1006-B)

XQ Series Male Open Flow Panel Mount Connector with 11/16-24 UNEF Thread, 700 Series Barb, 1/4" (6.4 mm) ID Tubing, Nickel-Plated Brass Hex Nut (included)



#### XQCBM770 (-1006-B)

XQ Series Male Open Flow Panel Mount Connector with 11/16-24 UNEF Thread, 700 Series Barb, 3/8" (9.5 mm) ID Tubing, Nickel-Plated Brass Hex Nut (included)



## XQ SERIES:

### Male Valved Panel Mount

#### XQCVBM755 (-1006-B)

XQ Series Male Valved Panel Mount Connector with 11/16-24 UNEF Thread, 700 Series Barb, 1/4" (6.4 mm) ID Tubing, Nickel-Plated Brass Hex Nut (included)



#### XQCVBM770 (-1006-B)

XQ Series Male Valved Panel Mount Connector with 11/16-24 UNEF Thread, 700 Series Barb, 3/8" (9.5 mm) ID Tubing, Nickel-Plated Brass Hex Nut (included)



## XQ SERIES:

### Male Open Flow Elbow

#### XQCLM755 (-1006-B)

XQ Series Male Open Flow Elbow Connector, 700 Series Barb, 1/4" (6.4 mm) ID Tubing



#### XQCLM770 (-1006-B)

XQ Series Male Open Flow Elbow Connector, 700 Series Barb, 3/8" (9.5 mm) ID Tubing



## XQ SERIES:

### Male Valved Elbow

#### XQVLM755 (-1006-B)

XQ Series Elbow Male Valved Connector, 700 Series Barbs, 1/4" (6.4 mm) ID Tubing



## XQ SERIES:

### Panel Mount Nut

#### PM4N (Nickel-Plated Brass)

XQ Series 11/16-24 UNEF Panel Mount Nut



# Check VALVES

Anti-Siphon Check Valves  
**PG-19**



One-Way Check Valves  
**PG-20**



Barbed Check Valves  
**PG-20**



Double Check Valves  
**PG-21**



## SCV Check Valve Series

SCV Series products are available in barbed, anti-siphon or one-way check valve configurations in a variety of materials and end fittings. Barbed check valves reduce the risk of contamination and feature more precise, lower crack pressures and higher flow rates. They are ideal for medical device designers focused on infusion, drainage and irrigation applications. All the valves feature a low priming volume, ease of removing air bubbles during priming and operate in any spatial orientation. All materials of construction satisfy USP Class VI and ISO 10993 criteria.

### Features:

- Materials meet USP Class VI and ISO 10993 criteria
- DEHP- and latex-free silicone diaphragms
- All products are suitable for EtO or gamma sterilization
- Several connection configurations and materials
- Air bubbles completely removable during priming
- Operate in any spatial orientation
- Normally closed valve positioning for optimum flow control
- Available with the lowest cracking pressure on the market
- Air entrapment readily alleviated during priming

### Need More Details?

Check out all of our check valves at [www.scvseries.com](http://www.scvseries.com) or contact Sales at [scvseries@valueplastics.com](mailto:scvseries@valueplastics.com).

**SCV03052 (Clear and Blue MABS w/Silicone Diaphragm)**

Check Valve, Pocket for .165" (4.2 mm) OD Tubing to Socket Fitting .122" (3.1 mm) ID x .165" (4.2 mm) OD Tubing



Cracking Pressure: 1.450-4.351 psig  
Max. Back Pressure: 304.579 psig, max 30 sec.  
Flow Rate: max 200 ml/min  
Flow Direction: Left to right

**SCV06329 (Clear and Blue SAN w/Silicone Diaphragm)**

Check Valve, Female Locking Luer Linden



Cracking Pressure: 1.450-4.351 psig  
Max. Back Pressure: 304.579 psig, max 30 sec.  
Flow Rate: 200 ml/min  
Flow Direction: Left to right

**SCV04052 (Clear and Blue SAN w/Silicone Diaphragm)**

Check Valve, Female Locking Luer to Male Locking Luer



Cracking Pressure: 1.450-4.351 psig  
Max. Back Pressure: 304.579 psig, max 30 sec.  
Flow Rate: max 200 ml/min  
Flow Direction: Left to right

**SCV07052 (Clear MABS and Blue SAN w/Silicone Diaphragm)**

Check Valve, Pocket for .122" (3.1 mm) OD Tubing to Male Locking Luer



Cracking Pressure: 1.450-4.351 psig  
Max. Back Pressure: 87.023 psig  
Flow Rate: max 200 ml/min  
Flow Direction: Left to right

**SCV05052 (Blue SAN and Clear MABS w/Silicone Diaphragm)**

Check Valve, Pocket for .165" (4.2 mm) OD Tubing to Male Locking Luer



Cracking Pressure: 1.450-4.351 psig  
Max. Back Pressure: 304.579 psig, max 30 sec.  
Flow Rate: max 200 ml/min  
Flow Direction: Left to right

**SCV09093 (Clear and White Polycarbonate w/Silicone Diaphragm)**

Check Valve, Female Locking Luer to Pocket for .118" (3.0 mm) OD Tubing



Cracking Pressure: 1.450-4.351 psig  
Max. Back Pressure: 87.023 psig  
Flow Rate: max 200 ml/min  
Flow Direction: Left to right

**SCV06052 (Clear and Blue MABS w/Silicone Diaphragm)**

Check Valve, Female Locking Luer to Socket for .122" (3.1 mm) ID to .165" (4.2 mm) OD Tubing



Cracking Pressure: 1.450-4.351 psig  
Max. Back Pressure: 304.579 psig, max 30 sec.  
Flow Rate: max 200 ml/min  
Flow Direction: Left to right

**SCV11095 (Clear and Green Polycarbonate w/Silicone Diaphragm)**

Check Valve, Female Locking Luer to Pocket for .098" (2.5 mm) OD Tubing



Cracking Pressure: 1.450-4.351 psig  
Max. Back Pressure: 87.023 psig  
Flow Rate: max 200 ml/min  
Flow Direction: Left to right

**SCV06248 (Blue SAN and Clear MABS w/Silicone Diaphragm)**

Check Valve, Pocket for .161" (4.0 mm) OD Tubing to Male Locking Luer



Cracking Pressure: 2.176-3.626 psig  
Max. Back Pressure: 304.579 psig, max 30 sec.  
Flow Rate: 170 ml/min  
Flow Direction: Left to right

**SCV12052 (White and Blue SAN w/Silicone Diaphragm)**

Check Valve, Female Locking Luer to Male Locking Luer



Cracking Pressure: 1.450-4.351 psig  
Max. Back Pressure: 87.023 psig  
Flow Rate: max 200 ml/min  
Flow Direction: Left to right

**SCV06264 (Clear and Blue MABS w/Silicone Diaphragm)**

Check Valve, Pocket for .161" (4.0 mm) OD Tubing to .161" (4.0 mm) OD Tubing



Cracking Pressure: 1.450-4.351 psig  
Max. Back Pressure: 304.579 psig, max 30 sec.  
Flow Rate: 200 ml/min  
Flow Direction: Left to right

**SCV15050 (Clear MABS and Clear SAN w/Silicone Diaphragm)**

Check Valve, Pocket for .165" (4.2 mm) OD Tubing to Male Locking Luer



Cracking Pressure: 1.450-4.351 psig  
Max. Back Pressure: 87.023 psig  
Flow Rate: max 200 ml/min  
Flow Direction: Left to right

**SCV06272 (Clear and Blue SAN w/Silicone Diaphragm)**

Check Valve, Pocket for .161" (4.0 mm) OD Tubing to Female Locking Luer



Cracking Pressure: 2.176-3.626 psig  
Max. Back Pressure: 304.579 psig, max 30 sec.  
Flow Rate: 170 ml/min  
Flow Direction: Left to right

**SCV16090 (Clear Polycarbonate w/Silicone Diaphragm)**

Check Valve, Female Locking Luer to Pocket for .118" (3.0 mm) OD Tubing



Cracking Pressure: 1.450-4.351 psig  
Max. Back Pressure: 87.023 psig  
Flow Rate: max 200 ml/min  
Flow Direction: Left to right

## SCV SERIES: One-Way Check Valve

### SCV01092 (Blue and Clear Polycarbonate w/Silicone Diaphragm)

Check Valve, Socket for .122" (3.1 mm) ID x .165" (4.2 mm) OD Tubing x 2



Cracking Pressure:  $\leq .174$  psig  
Max. Back Pressure: 87.023 psig  
Flow Rate:  $\geq 90$  ml/min  
Flow Direction: Left to right

### SCV08053 (White SAN w/Silicone Diaphragm w/Natural LDPE)

Check Valve, Female Locking Luer to Male Locking Luer w/Cap



Cracking Pressure:  $\leq .174$  psig  
Max. Back Pressure: 87.023 psig  
Flow Rate:  $\geq 90$  ml/min  
Flow Direction: Left to right

### SCV10090 (Clear Polycarbonate w/Silicone Diaphragm)

Check Valve, Female Locking Luer to Pocket for .118" (3.0 mm) OD Tubing



Cracking Pressure:  $\leq .174$  psig  
Max. Back Pressure: 87.023 psig  
Flow Rate:  $\geq 90$  ml/min  
Flow Direction: Left to right

### SCV17090 (Clear Polycarbonate w/Silicone Diaphragm)

Check Valve, Female Locking Luer to Socket for .118" (3.0 mm) ID x .161" (4.1 mm) OD Tubing



Cracking Pressure:  $\leq .174$  psig  
Max. Back Pressure: 87.023 psig  
Flow Rate:  $\geq 90$  ml/min  
Flow Direction: Left to right

### SCV21053 (Clear and White MABS w/Silicone Diaphragm)

Check Valve, Socket for .118" (3.0 mm) ID x .161" (4.1 mm) OD Tubing x 2



Cracking Pressure:  $\leq .174$  psig  
Max. Back Pressure: 87.023 psig  
Flow Rate:  $\geq 90$  ml/min  
Flow Direction: Left to right

### SCV22050 (Clear SAN and Clear MABS w/Silicone Diaphragm)

Check Valve, Socket for .118" (3.0 mm) ID x .161" (4.1 mm) OD to Male Locking Luer



Cracking Pressure:  $\leq .174$  psig  
Max. Back Pressure: 87.023 psig  
Flow Rate:  $\geq 90$  ml/min  
Flow Direction: Left to right

### SCV23050 (Clear SAN w/Silicone Diaphragm)

Check Valve, Female Locking Luer to Male Locking Luer



Cracking Pressure:  $\leq .174$  psig  
Max. Back Pressure: 87.023 psig  
Flow Rate:  $\geq 90$  ml/min  
Flow Direction: Left to right

### SCV25052 (Clear MABS and Blue SAN w/Silicone Diaphragm)

Air Pressure Relief Valve, Stem for .157" (4.0 mm) ID Tubing to Stem for .118" (3.0 mm) ID Tubing



Cracking Pressure:  $\leq .174$  psig  
Max. Back Pressure: 87.023 psig  
Flow Rate:  $\geq 90$  ml/min  
Flow Direction: Left to right

## SCV SERIES: Barbed Check Valve

### SCV67220 (MABS w/Silicone Diaphragm)

Check Valve, Socket for 3/32" (2.4 mm) x 3/32" (2.4 mm) ID Tubing



Cracking Pressure:  $\leq .087$  psig  
Max. Back Pressure: 116.030 psig  
Flow Rate:  $\geq 150$  ml/min  
Flow Direction: Left to right

### SCV67230 (MABS w/Silicone Diaphragm)

Check Valve, Socket for 1/8" (3.2 mm) x 1/8" (3.2 mm) ID Tubing



Cracking Pressure:  $\leq .087$  psig  
Max. Back Pressure: 116.030 psig  
Flow Rate:  $\geq 150$  ml/min  
Flow Direction: Left to right

### SCV67220/230 (MABS w/Silicone Diaphragm)

Check Valve, Socket for 3/32" (2.4 mm) x 1/8" (3.2 mm) ID Tubing



Cracking Pressure:  $\leq .087$  psig  
Max. Back Pressure: 116.030 psig  
Flow Rate:  $\geq 150$  ml/min  
Flow Direction: Left to right

### SCV67230/220 (MABS w/Silicone Diaphragm)

Check Valve, Socket for 1/8" (3.2 mm) x 3/32" (2.4 mm) ID Tubing



Cracking Pressure:  $\leq .087$  psig  
Max. Back Pressure: 116.030 psig  
Flow Rate:  $\geq 150$  ml/min  
Flow Direction: Left to right

### SCV67FL/220 (SAN and MABS w/Silicone Diaphragm)

Check Valve, Female Locking Luer to Barb for 3/32" (2.4 mm) ID Tubing



Cracking Pressure:  $\leq .087$  psig  
Max. Back Pressure: 116.030 psig  
Flow Rate:  $\geq 150$  ml/min  
Flow Direction: Left to right

### SCV67FL/230 (SAN and MABS w/Silicone Diaphragm)

Check Valve, Female Locking Luer to Barb for 1/8" (3.2 mm) ID Tubing



Cracking Pressure:  $\leq .087$  psig  
Max. Back Pressure: 116.030 psig  
Flow Rate:  $\geq 150$  ml/min  
Flow Direction: Left to right

### SCV67220/ML (SAN and MABS w/Silicone Diaphragm)

Check Valve, Socket for 3/32" (2.4 mm) ID Tubing to Male Locking Luer



Cracking Pressure:  $\leq .087$  psig  
Max. Back Pressure: 116.030 psig  
Flow Rate:  $\geq 150$  ml/min  
Flow Direction: Left to right

### SCV67230/ML (SAN and MABS w/Silicone Diaphragm)

Check Valve, Socket for 1/8" (3.2 mm) ID Tubing to Male Locking Luer



Cracking Pressure:  $\leq .087$  psig  
Max. Back Pressure: 116.030 psig  
Flow Rate:  $\geq 150$  ml/min  
Flow Direction: Left to right



**DCV SERIES:**

Double Check Valve, Tubing Pocket Chimney Port

# DCV

## Check Valve Series

Value Plastics' unique DCV Series bi-directional double check valve is designed to transfer clean fluid from a supply vessel to a use site. The fluid supply vessel is connected to the valve supply port (chimney) using a luer connection or tubing. The fluid is withdrawn from the supply vessel by a syringe or other device connected to the aspiration port. When the syringe is compressed the fluid is then transferred, through the exit port, to the use site without adulterating the fluid. DCV Series bi-directional valves are produced in polycarbonate resin using a silicone diaphragm, with two available inlet ports connecting to the female luer aspiration and male luer discharge ports.

**Features:**

- Bi-directional double check valve
- No need for disconnection to fill syringe
- Satisfies USP Class VI criteria
- Low cracking pressure
- Clean fluid transfer from supply to site
- High flow rate

**DCV114 (-001) Radiation-Stable Polycarbonate**

Double Check Valve, Tubing Pocket Chimney Port

Cracking Pressure: 2-5 psi

**DCV115 (-001) Radiation-Stable Polycarbonate**

Double Check Valve, Tubing Pocket Chimney Port, Rotating Luer Lock Exit Port

Cracking Pressure: 2-5 psi

**DCV SERIES:**

Double Check Valve, Female Luer Chimney Port

**DCV118 (-001) Radiation-Stable Polycarbonate**

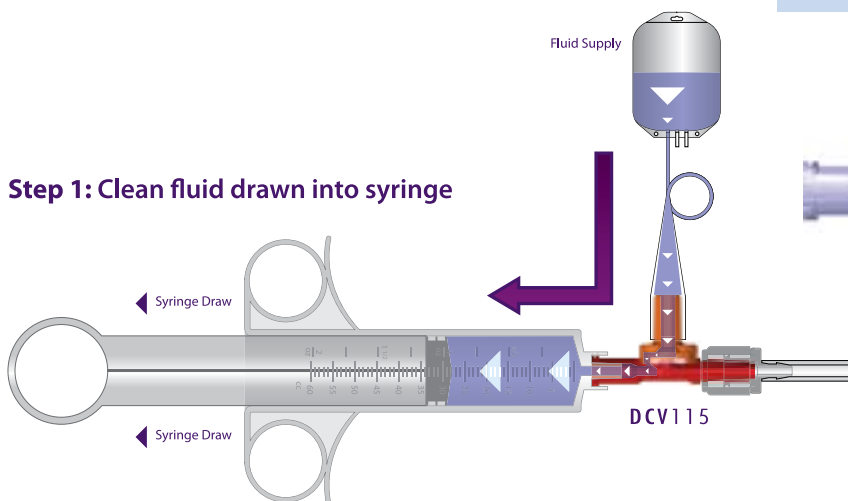

Double Check Valve, Female Luer Chimney Port

Cracking Pressure: 2-5 psi

**DCV125 (-001) Radiation-Stable Polycarbonate**

Double Check Valve, Female Luer Chimney Port, Rotating Luer Lock Exit Port

Cracking Pressure: 2-5 psi

**Step 1: Clean fluid drawn into syringe****Step 2: Clean fluid expelled to use site**

# Needlefree

## SWABABLE VALVES



# NV

## Needlefree Swabable Valve Series

Value Plastics now offers cost efficient needlefree swabable valves featuring higher flow rates, low priming volumes, and a straight through design for unobstructed flow. The valves don't require caps, and the septum surface can be easily disinfected. Designed for the injection and aspiration of fluids, particularly for IV applications, cardiology, and catheters, the hermetic septum seal reduces the risk of biofilm formation and contamination. Available in widely used polycarbonate and copolyester materials, these valves are compatible with all industry standard luer syringes and connects, validating them as an efficient component solution for the OEM market.

### Features:

- Valve stems and bodies securely mate with all standard luer syringes and connectors
- Several configurations that are easy to customize
- Normally closed system to reduce the risk of infection
- Low priming volume and high flow rates
- Straight through design for unobstructed flow
- Gamma radiation stable and EtO compatible
- Not made with natural rubber latex or DEHP

The NV Series products are shipped bulk, non-sterile and are single patient use medical device components requiring further processing (e.g. assembly, packaging, sterilization) before clinical use. The buyer is responsible for determining effects of processing/multiple usage on these components, appropriateness of the component in the final application, and pre/post shelf life.

Swabable Straight Valves  
PG-23



Swabable 'Y' Valves  
PG-23



Bondable Valve  
PG-23



Swabable Bag Valve  
PG-23



Swabable Break-Off Valves  
PG-23



Tube End Valves  
PG-23



13 mm Swabable Vial Cap  
PG-23



20 mm Swabable Vial Cap  
PG-23



Swabable T-Port Valve  
PG-23



4-Way Lever Swabable Stopcock  
PG-23



### Need More Details?

Check out all of our needlefree swabable valves and instructions for use at [www.valueplastics.com](http://www.valueplastics.com) or contact Sales at [sales@valueplastics.com](mailto:sales@valueplastics.com).

**NVFMLLPC (Polycarbonate)**

Swabable Straight Valve, Female Luer to Male Luer Lock

**NVFMLLCP (Copolyester)**

Swabable Straight Valve, Female Luer to Male Luer Lock



Reference part shown: **NVFMLLPC**

**NV FY401PC (Polycarbonate)**

Swabable 'Y' Valve, Female Luer Y Port to 4.01 mm Tube Sockets

**NV FY401CP (Copolyester)**

Swabable 'Y' Valve, Female Luer Y Port to 4.01 mm Tube Sockets

**NV FY36PC (Polycarbonate)**

Swabable 'Y' Valve, Female Luer Y Port to 3.6 mm Tube Sockets



Reference part shown: **NV FY401PC**

**NV FMLPC (Polycarbonate)**

Bondable Valve, Female Luer to Male Luer Slip



**NV FBGPC (Polycarbonate)**

Swabable Bag Valve, Female Luer T Port to Bag Access Port



**NV FBV60PC (Polycarbonate)**

Swabable Break-Off Valve, Female Luer to Break Off 6.0 mm Port

**NV FBV66PC (Polycarbonate)**

Swabable Break-Off Valve, Female Luer to Break Off 6.6 mm Port



Reference part shown: **NV FBV60PC**

**NV F20PC (Polycarbonate)**

Tube End Valve, Female Luer to 2.0 mm Tube Socket

**NV F25PC (Polycarbonate)**

Tube End Valve, Female Luer to 2.5 mm Tube Socket

**NV F28PC (Polycarbonate)**

Tube End Valve, Female Luer to 2.8 mm Tube Socket

**NV F37PC (Polycarbonate)**

Tube End Valve, Female Luer to 3.7 mm Tube Socket

**NV F41PC (Polycarbonate)**

Tube End Valve, Female Luer to 4.1 mm Tube Socket



Reference part shown: **NV F41PC**

**NV F13VPC (Polycarbonate)**

13 mm Swabable Vial Cap, Female Luer to 13 mm Vial Cap



**NV F20VPC (Polycarbonate)**

20 mm Swabable Vial Cap, Female Luer to 20 mm Vial Cap



**NV FTPC (Polycarbonate)**

Swabable T-Port Valve, Female Luer T Port to 4.1 mm Tube Sockets



**NV FSCMLLPC (Polycarbonate)**

4-Way Lever Swabable Stopcock, Female Luer Stopcock to Male Luer Lock



# BioProcess

## FITTINGS



# PHARMALOK™

## Sanitary Clamp Series

Value Plastics' new sanitary fitting clamp was created with the end user in mind. Easily closed with one hand, the clamp's unique and innovative design is one-of-a-kind!

The biopharmaceutical industry has made a strong move towards single-use technology so Value Plastics has developed a ground-breaking design that simplifies the assembly process by making it effortless to securely attach the fittings to bag ports and filters. Complies with ASME BPE 2009 DT-10.4 Hygienic Clamp Ferrule: Design Criteria.

### Features:

- ASME BPE 2009 DT-10.4 compliant
- Multiple colors for color coding applications
- Connects both plastic and stainless steel fittings
- Zip tie compatible
- Easy to use, one-handed closure (no tools needed)
- 360° compression
- Tamper evident
- SIP/CIP compatible

### Specifications:

**Material:** USP Class VI & ISO 11137 Certified glass-filled nylon

**Sterilization:** Gamma Radiation up to 50 kGy, Autoclavable up to 273°F (134° C) for a max of 30 min.

**Size:** .75" & 1.5", for use with "Mini" & "Maxi" flange sanitary fittings

**Operating Temperature:** -94° (-70° C) to 140° (60° C)

**Maximum Pressure:** 80 psi

PharmaLok™ Clamps  
PG-25



RQC Series Quick Connects  
PG-26



Gaskets  
PG-27



Bag Ports  
PG-28



Sanitary Fittings - Mini Flange  
PG-30



Sanitary Fittings - Maxi Flange  
PG-31



BioClamp®  
PG-32



BioValve®  
PG-33




**CPX150 (-U71)**

Single-Use Sanitary Fitting Clamp for "Maxi" Flange, TC Version 1" to 1.5"

**CPN75 (-U71)**

Single-Use Sanitary Fitting Clamp for "Mini" Flange, TC Version .5" to .75"



**CPX150 (-U75)**

Single-Use Sanitary Fitting Clamp for "Maxi" Flange, TC Version 1" to 1.5"

**CPN75 (-U75)**

Single-Use Sanitary Fitting Clamp for "Mini" Flange, TC Version .5" to .75"

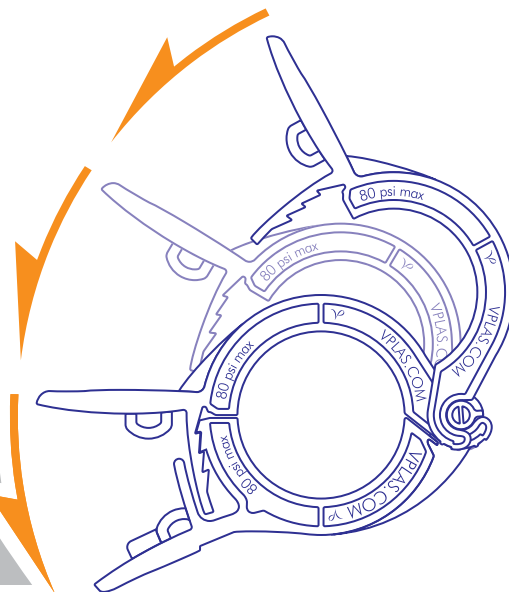


BIOPROCESS  
FITTINGS

**Need More Details?**

Check out the PharmaLok™ Datasheet at [www.valueplastics.com](http://www.valueplastics.com) or contact Sales at [sales@valueplastics.com](mailto:sales@valueplastics.com).

**1. 2. 3. Done!**





# RQC

## Quick Connect Series

With the RQC Series quick connects, the biopharmaceutical market now has a more robust alternative for its bioprocessing needs, offering a cost effective solution for flexible tubing connections in single use systems. The connector set features a more user friendly interface that includes an optional, integral and easy to use locking feature, as well as a single barb open flow design to provide security and mitigate flow path obstruction. Available in widely used polypropylene and polycarbonate materials, these connectors are compatible with industry standard quick connects to simplify qualification. Testing information available upon request on the interoperability of the RQC Series with other connectors.

### Features:

- Materials meet USP Class VI and ISO 10993 criteria
- Several connector configurations available in commonly used polypropylene and polycarbonate materials
- Large ergonomic button and thumb pad with secure latch and optional integrated locking mechanism
- Platinum-cured silicone o-rings
- Plugs and caps available to maintain fluid path integrity

**RQCF655 (-9024 -001)**
**RQCF655 (-6005 -001)**

Female Open Flow, 600 Series Barb, 1/4" (6.4 mm) ID Tubing


**RQCFL655 (-9024 -001)**
**RQCFL655 (-6005 -001)**

Female Open Flow, 600 Series Barb, 1/4" (6.4 mm) ID Tubing, Locking Feature


**RQCF670 (-9024 -001)**
**RQCF670 (-6005 -001)**

Female Open Flow, 600 Series Barb, 3/8" (9.5 mm) ID Tubing


**RQCFL670 (-9024 -001)**
**RQCFL670 (-6005 -001)**

Female Open Flow, 600 Series Barb, 3/8" (9.5 mm) ID Tubing, Locking Feature


**RQCF670 (-9024 -001)**
**RQCF670 (-6005 -001)**

Female Cap


**RQCFL670 (-9024 -001)**
**RQCFL670 (-6005 -001)**

Female Cap, Locking Feature


**RQCM655 (-9024 -001) Platinum-Cured Silicone O-Ring**
**RQCM655 (-6005 -001) Platinum-Cured Silicone O-Ring**

Male Plug


**RQCM655 (-9024 -001) Platinum-Cured Silicone O-Ring**
**RQCM655 (-6005 -001) Platinum-Cured Silicone O-Ring**

Male Open Flow, 600 Series Barb, 1/4" (6.4 mm) ID Tubing


**RQCM670 (-9024 -001) Platinum-Cured Silicone O-Ring**
**RQCM670 (-6005 -001) Platinum-Cured Silicone O-Ring**

Male Open Flow, 600 Series Barb, 3/8" (9.5 mm) ID Tubing



**GASKETS:**

Mini and Maxi Flange Accessories

# GASKETS

Material options include Class VI compliant PTFE/EPDM and platinum-cured silicone in gasket sizes that fit both the 1-½" (Maxi) and the ¾" (Mini) Flange Series. Keeping customer requirements in mind, these components were manufactured for applications requiring the highest sanitary standards and chemical purity.

**GMN450 (-PX)**

Molded Gasket for Mini Flange SFMN Series Fittings

**G42MPGR-TF075 (-E)**

Molded Tuf-Flex® Gasket for Mini Flange SFMN Series Fittings

**GMX455 (-PX)**

Molded Gasket for Maxi Flange SFMX Series Fittings

**G40MPGR-TF150 (-E)**

Molded Tuf-Flex® Gasket for Maxi Flange SFMX Series Fittings

**G424TRX-0200 Platinum-Cured Silicone**

Molded Gasket for 2" Flange Fittings

**G424TRX-0300 Platinum-Cured Silicone**

Molded Gasket for 3" Flange Fittings



## Need More Details?

Check out all of our bioprocessing components at [www.bioprocesscomponents.com](http://www.bioprocesscomponents.com) or contact Sales at [sales@valueplastics.com](mailto:sales@valueplastics.com)

## Custom Assembly

We produce standard components to fit your current assemblies and devices, but we also provide custom solutions by applying a variety of assembly options, such as fittings, connectors, filters, and other components to tubing. From systems using a single fitting to complex configurations utilizing various components, we can design complete assemblies to your requirements.

# BAG PORTS

Value Plastics' new high tech series of bag ports offers a variety of benefits new to the biopharmaceutical industry through a combination of Value Pharma™ resin and a unique design. Value Pharma™ resin holds credentials that many manufacturers deem fundamental, such as animal derivative free qualification, USP Class VI certification, and the guarantee of heat sealing and conformance with polyethylene bags. The resin then goes even further to provide a strong, 24-hour resistance to alcohol stress cracking.

Their unique design sets these new ports apart from existing solutions. They not only conform with frequently utilized tubing sizes from 1/8" (3.2 mm) to 1" (25.4 mm), but they are also designed to ASME and BPE ferrule specifications, allowing them to work with leading industry fittings, filters and other devices. However, the most notable of the bag ports' specifications are those that are new to the industry – the parabolic lead and the alignment ribs. These two features, respectively, reduce the amount of time it takes to drain a bag by 17-24 percent, and the improved flow dynamics have the added benefit of less turbidity, causing less cell damage in biotechnology applications.

## Compliant to ASME BPE Ferrule Specification

- Works with leading industry single-use bags

## Barb Sizes Consist of Range From 1/8" (3.2 mm) to 1" (25.4 mm) and Ferrule TC Style

- Works with the frequently utilized tubing sizes found in the pharmaceutical industry

## Parabolic Lead

- Reduces the time it takes to drain a bag by 17 to 24%
- Similar results for both fluid and powder applications

## Alignment Ribs

- Improves fluid dynamics of flow through the port

## Value Pharma™ Resin

- Ensures heat sealing with polyethylene bags
- Includes a USP Class VI certification
- Animal derivative free
- Resistant to alcohol stress cracking

**SFBP630 (-VP1) Value Pharma™ Resin**  
 Bag Port with 600 Series Barb, 1/8" (3.2 mm) Tubing ID



**SFBP655 (-VP1) Value Pharma™ Resin**  
 Bag Port with 600 Series Barb, 1/4" (6.4 mm) Tubing ID



**SFBP670 (-VP1) Value Pharma™ Resin**  
 Bag Port with 600 Series Barb, 3/8" (9.5 mm) Tubing ID



## Need More Details?

Check out all of our Bag Ports at [www.bagports.com](http://www.bagports.com) or contact Sales at [bagports@valueplastics.com](mailto:bagports@valueplastics.com).

## Need it Fast?

You can order any of our 4,000+ parts online now with no order \$ minimums, 24 hours a day, 7 days a week!  
[www.valueplastics.com](http://www.valueplastics.com)

**BAG PORTS:**

600 Series Barb Style

**SFBP680 (-VP1) Value Pharma™ Resin**

Bag Port with 600 Series Barb, 1/2" (12.7 mm) Tubing ID



**SFBP6100 (-VP1) Value Pharma™ Resin**

Bag Port with 600 Series Barb, 3/4" (19.0 mm) Tubing ID



**SFBP6110 (-VP1) Value Pharma™ Resin**

Bag Port with 600 Series Barb, 1" (25.4 mm) Tubing ID



**BAG PORTS:**

Ferrule Fitting to 1-1/2" TC Connection

**SFBPF1 (-VP1) Value Pharma™ Resin**

Bag Port with Ferrule Fitting to 1-1/2" TC Connection



Innovative Parabolic Lead & Alignment Ribs

BIOPROCESS FITTINGS

**BAG PORTS:**

3" TC Connection

**SFBPF3 (-VP1) Value Pharma™ Resin**

Bag Port with Ferrule Fitting to 3" TC Connection



SF

## Sanitary Fitting Series

The **SF Series** sanitary fittings are based on design concepts calling for a heavy-duty part with superior side load strength, while providing superior flow-through characteristics, making them the connectors of choice for single-use bioprocesses. Pharmaceutical professionals find these plastic fittings offer all the benefits of disposable parts while offering performance capabilities not found in earlier versions of flanged fittings.

## Features &amp; Benefits

- **Animal-free materials:** No BSE documentation required
- **Radiused flow surfaces:** Smooth uninterrupted flow
- **“Mini” & “Maxi” sizes:** Easy to retrofit current operations, works with commercially available biopharm clamps
- **No Particulate build-up:** Interior surface controlled to 15 Ra microinch

## Specifications

**Materials:** Animal-Free Polypropylene, Natural PVDF

**Tubing Sizes:** 1/4”, 3/8”, 1/2”, 3/4”, 1”

**Leak Resistance:** Tested at 80 psi air under water for 90 seconds with no leaks

**Tubing Removal Force:**

- 1/4” PP with C-Flex® shore A tubing: 21 lbs.
- 1/2” PP with C-Flex® shore A tubing: 89 lbs.
- 1” PP with C-Flex® shore A tubing: 121 lbs.

**Interior Surface Finish:** 15 Ra Microinch

**SFMN655 (-6005 -J1A)**

Sanitary Fitting, Mini Flange 3/4” to 600 Series Barb, 1/4” (6.4 mm) Tubing ID

**SFMN670 (-6005 -J1A)**

Sanitary Fitting, Mini Flange 3/4” to 600 Series Barb, 3/8” (9.5 mm) Tubing ID

**SFMN680 (-6005 -J1A)**

Sanitary Fitting, Mini Flange 3/4” to 600 Series Barb, 1/2” (12.7 mm) Tubing ID

**SFMN6100 (-6005 -J1A)**

Sanitary Fitting, Mini Flange 3/4” to 600 Series Barb, 3/4” (19.0 mm) Tubing ID

**SFMNC (-6005 -J1A)**

Sanitary Fitting Mini Cap 3/4”



## Did You Know?

You can find large bore 3/8” to 1” Tube-To-Tube fittings for your BioProcess needs starting on **Pg-52**.




**SFMX655 (-6005 -J1A)**

Sanitary Fitting, Maxi Flange 1-1/2" to 600 Series Barb, 1/4" (6.4 mm) Tubing ID



**SFMX6100 (-6005 -J1A)**

Sanitary Fitting, Maxi Flange 1-1/2" to 600 Series Barb, 3/4" (19.0 mm) Tubing ID




**SFMX670 (-6005 -J1A)**

Sanitary Fitting, Maxi Flange 1-1/2" to 600 Series Barb, 3/8" (9.5 mm) Tubing ID



**SFMX6110 (-6005 -J1A)**

Sanitary Fitting, Maxi Flange 1-1/2" to 600 Series Barb, 1.0" (25.4 mm) Tubing ID



**SFMX680 (-6005 -J1A)**

Sanitary Fitting, Maxi Flange 1-1/2" to 600 Series Barb, 1/2" (12.7 mm) Tubing ID



**SFMXC (-6005 -J1A)**

Sanitary Fitting Maxi Cap 1-1/2"



BIOPROCESS  
FITTINGS

**Need Samples for Evaluation?**

You can call to request most of our standard product in quantities of 5, or less, for free application evaluation.

**+1 (970) 267-5200 Toll Free: (888) 404-5837**

**Need it Fast?**

You can order any of our 4,000+ parts online now with no order \$ minimums, 24 hours a day, 7 days a week!

**www.valueplastics.com**

# BIOCLAMP®

BioClamp® plastic quick-release clamps are specifically designed to meet the needs of busy pharmaceutical and bioprocessing laboratories, offering full flexibility in single-use applications. The clamps are specifically designed to work with Value Plastics' SF Series sanitary fitting Mini and Maxi flanges, related caps and gaskets, and in conjunction with OEM filters and bioprocessing bags. The clamp is lightweight and easy for technicians to install and provides for quick and convenient assembly release.

## Features & Benefits

- **Can be SIP repeatedly**
- **Can be autoclaved repeatedly at 134°C for 5 minutes**
- **Can be subjected to 60 kiloGrays without weakening**
- **Reduced distortion on polymeric components**
- **More Compatible with current manufacturing than steel**
  - Greater flexibility in operation
  - Single-use disposal
- **Applications**
  - Bioprocessing
  - Single-use technology (SUS)
  - Drug discovery and development
  - Fluid transport
  - Pharmaceutical scale up
  - Sterile bag systems

## Specifications

**Materials:** Glass reinforced Nylon 66

**Tubing Sizes:** 1/2" to 1 1/2"

**Max. Operating Pressure:** 150 psig

**Max. Cumulative Gamma Dose:** 60 kiloGrays

**USP Class VI Certified Materials**



### Reference part shown: VNG150WHT

Due to size we are not able to display all large BioClamp® fittings. Please see [www.valueplastics.com](http://www.valueplastics.com) for part reference. Minimum package quantities vary by tube IDs, please verify minimum package sizes when placing orders.

**VNG075WHT (Glass Reinforced White Nylon)**  
 Clamp, Mini Flange, 1/2" (12.7 mm) to 3/4" (19.0 mm)

**VNG150WHT (Glass Reinforced White Nylon)**  
 Clamp, Maxi Flange, 1" (25.4 mm) to 1.5" (38.1 mm)

**VNG200WHT (Glass Reinforced White Nylon)**  
 Clamp, Maxi Flange, 2" (50.8 mm)

**VNG250WHT (Glass Reinforced White Nylon)**  
 Clamp, Maxi Flange, 2.5" (63.5 mm)

**VNG300WHT (Glass Reinforced White Nylon)**  
 Clamp, Maxi Flange, 3" (76.2 mm)

**VNG400WHT (Glass Reinforced White Nylon)**  
 Clamp, Maxi Flange, 4" (101.6 mm)

**VNG600WH (Glass Reinforced White Nylon)**  
 Clamp, Maxi Flange, 6" (152.4 mm)

**VNG800WH (Glass Reinforced White Nylon)**  
 Clamp, Maxi Flange, 8" (203.2 mm)

# BIOVALVE®

The BioValve® pinch valve is a precision restriction flow controller and shut-off valve for silicone tubing used in bioprocessing and pharmaceutical manufacturing applications.

## Features & Benefits

- Can be SIP repeatedly
- Can be autoclaved repeatedly at 134°C for 5 minutes
- Can be subjected to 60 kiloGrays without weakening
- Can be calibrated to minimize flow path turbulence
- Can be used with one hand
- Thread pitch is calibrated to 2mm per turn

## Specifications

**Materials:** Glass reinforced Nylon 66


**Tubing Sizes:** 1/4" to 1"

**Max. Operating Pressure:** 150 psig

**Max. Cumulative Gamma Dose:** 60 kiloGrays

**USP Class VI Certified Materials**

**VBV0500NW (Glass Reinforced White Nylon)**  
Pinch Valve Mini, 1/4" (6.4 mm) to 1/2" (12.7 mm) Tubing OD



**VBV1000NW (Glass Reinforced White Nylon)**  
Pinch Valve, Maxi, 1/2" (12.7 mm) to 1" (25.4 mm)



### Part Drawings Online!

Value Plastics provides dimensional drawings available for download for all of its fittings.  
[www.valueplastics.com](http://www.valueplastics.com)

### Need it Fast?

You can order any of our 4,000+ parts online now with no order \$ minimums, 24 hours a day, 7 days a week!  
[www.valueplastics.com](http://www.valueplastics.com)

# Luer

## FITTINGS



Male Luers  
**PG-35**



Female Luers  
**PG-37**



Adapters  
**PG-39**



Couplers  
**PG-39**



Tees  
**PG-39**



Elbows  
**PG-39**



Plugs and Caps  
**PG-40**



Luer to Thread  
**PG-41**



Panel Mounts and Accessories  
**PG-42**



Custom Luer Fittings  
**PG-10**



### Our Luer Tapers

Value Plastics' luer tapers are made to the ISO 594-1 and ISO 594-2 standards, and may be connected to other luers meeting these ISO standards. Please test your application to verify the performance of the interconnection.

Value Plastics' luer fittings come in over 100 configurations and several materials for the device designer, joining tubing from 1/16" (1.6 mm) ID to 1/4" (6.4 mm) ID.

### Published ISO Design Standard

- Well understood worldwide
- Often assures interconnections without need to retrofit

### Rotating Lock Permits Tube Positioning Prior To Tightening

- Minimizes twisting and kinking of tubing

### Tapered Cone Seal

- Reliable
- Inexpensive
- Uncomplicated

### Available In Many Materials

- Facilitates optimal material selection for your application

### Inexpensive

- Facilitates single-use

### Easy To Understand

- Ease of use in field

### Many Configuration Options

- Adaptable to wide range of applications

### Security Options (Fixed Lock, Rotating Lock, No Lock)

- Tailorable to your specific application

# MALE LUER: Integral Lock Ring

## MTLL004 (-1 -2 -3 -4 -5 -06 -6005 -07 -9 -9002)

Male Luer Integral Lock Ring to 500 Series Barb, 1/16" (1.6 mm) ID Tubing



## MTLL210 (-1 -2 -3 -4 -5 -06 -6005 -07 -9 -9002 -J1A)

Male Luer Integral Lock Ring to 200 Series Barb, 1/16" (1.6 mm) ID Tubing



## MTLL410 (-1 -6005 -9 -9002 -J1A)

Male Luer Integral Lock Ring to 400 Series Barb, 1/16" (1.6 mm) ID Tubing



## MTLL007 (-1 -2 -3 -4 -5 -6005 -06 -07 -9 -9002)

Male Luer Integral Lock Ring to 500 Series Barb, 3/32" (2.4 mm) ID Tubing



## MTLL220 (-1 -2 -3 -4 -5 -06 -6005 -07 -9 -9002 -J1A)

Male Luer Integral Lock Ring to 200 Series Barb, 3/32" (2.4 mm) ID Tubing



## MTLL420 (-1 -6005 -9 -9002 -J1A)

Male Luer Integral Lock Ring to 400 Series Barb, 3/32" (2.4 mm) ID Tubing



## MTLL013 (-1 -2 -3 -4 -5 -06 -6005 -07 -9 -9002)

Male Luer Integral Lock Ring to 500 Series Barb, 1/8" (3.2 mm) ID Tubing



## MTLL230 (-1 -2 -3 -4 -5 -06 -6005 -07 -9 -9002 -J1A -CM550)

Male Luer Integral Lock Ring to 200 Series Barb, 1/8" (3.2 mm) ID Tubing



## MTLL430 (-1 -3 -6005 -9 -9002 -J1A)

Male Luer Integral Lock Ring to 400 Series Barb, 1/8" (3.2 mm) ID Tubing



## MTLL025 (-1 -2 -3 -4 -5 -6005 -06 -07 -9 -9002)

Male Luer Integral Lock Ring to 500 Series Barb, 5/32" (4.0 mm) ID Tubing



## MTLL240 (-1 -2 -3 -4 -5 -6005 -06 -07 -9 -9002 -J1A)

Male Luer Integral Lock Ring to 200 Series Barb, 5/32" (4.0 mm) ID Tubing



## MTLL445 (-1 -6005 -9 -9002 -J1A)

Male Luer Integral Lock Ring to 400 Series Barb, .170" (4.3 mm) ID Tubing



## MTLL035 (-1 -2 -3 -4 -5 -06 -6005 -07 -9 -9002)

Male Luer Integral Lock Ring to 500 Series Barb, 3/16" (4.8 mm) ID Tubing



## MTLL250 (-1 -2 -3 -4 -5 -06 -6005 -07 -8003 -9 -9002 -J1A)

Male Luer Integral Lock Ring to 200 Series Barb, 3/16" (4.8 mm) ID Tubing



## MTLL450 (-1 -6005 -9 -9002 -J1A)

Male Luer Integral Lock Ring to 400 Series Barb, 3/16" (4.8 mm) ID Tubing



## MTLL055 (-1 -2 -3 -4 -06 -6005 -07 -9 -9002)

Male Luer Integral Lock Ring to 500 Series Barb, 1/4" (6.4 mm) ID Tubing



## MTLL360 (-1 -2 -6005 -9 -9002 -J1A)

Male Luer Integral Lock Ring to 300 Series Barb, 1/4" (6.4 mm) ID Tubing



## Part Drawings Online!

Value Plastics provides dimensional drawings available for download for all of its fittings.

[www.valueplastics.com](http://www.valueplastics.com)



**MALE LUER:**

Slip, or for use with Lock Ring

**FSLLR (-1 -2 -3 -4 -5 -06 -6005 -07 -9 -9002)**

Finger Snap Luer Lock Ring

**MLRL004 (-1 -6005 -9)**

Male Luer to 500 Series Barb, 1/16" (1.6 mm) ID Tubing (May be used with separate rotating lock ring; FSLLR)

**MLRL007 (-1 -6005 -9)**

Male Luer to 500 Series Barb, 3/32" (2.4 mm) ID Tubing (May be used with separate rotating lock ring; FSLLR)

**MLRL013 (-1 -6005 -9)**

Male Luer to 500 Series Barb, 1/8" (3.2 mm) ID Tubing (May be used with separate rotating lock ring; FSLLR)

**MLRL025 (-1 -6005 -9)**

Male Luer to 500 Series Barb, 5/32" (4.0 mm) ID Tubing (May be used with separate rotating lock ring; FSLLR)

**MLRL035 (-1 -6005 -9 -9002)**

Male Luer to 500 Series Barb, 3/16" (4.8 mm) ID Tubing (May be used with separate rotating lock ring; FSLLR)

**MLRL055 (-1 -6005 -9)**

Male Luer to 500 Series Barb, 1/4" (6.4 mm) ID Tubing (May be used with separate rotating lock ring; FSLLR)

**MLSL004 (-1 -6005 -9)**

Male Luer to 500 Series Barb, 1/16" (1.6 mm) ID Tubing (May be used with separate stationary lock ring; FSLLR)

**MLSL007 (-1 -6005 -9)**

Male Luer to 500 Series Barb, 3/32" (2.4 mm) ID Tubing (May be used with separate stationary lock ring; FSLLR)

**MLSL013 (-1 -6005 -9)**

Male Luer to 500 Series Barb, 1/8" (3.2 mm) ID Tubing (May be used with separate stationary lock ring; FSLLR)

**MLSL025 (-1 -6005 -9)**

Male Luer to 500 Series Barb, 5/32" (4.0 mm) ID Tubing (May be used with separate stationary lock ring; FSLLR)

**MLSL035 (-1 -6005 -9)**

Male Luer to 500 Series Barb, 3/16" (4.8 mm) ID Tubing (May be used with separate stationary lock ring; FSLLR)

**MLSL055 (-1 -6005 -9)**

Male Luer to 500 Series Barb, 1/4" (6.4 mm) ID Tubing (May be used with separate stationary lock ring; FSLLR)

**It's a Lock with Value Plastics!**

Our MLRL and MLSL Series of fittings can be used both as a slip luer or as a locking luer with the addition of our FSLLR luer lock ring, which allows color coding without flow path contact. Our MLSL/FSLLR combination results in a stationary lock ring. Use a combination of MLRL and FSLLR to create a color coded rotating lock ring.



**MALE LUER:**

## Slip

**MTLS210 (-1 -6005 -9 -J1A)**

Male Luer Slip to 200 Series Barb, 1/16" (1.6 mm) ID Tubing

**MSL004 (-1 -6005 -9 -9002)**

Male Luer Slip to 500 Series Barb, 1/16" (1.6 mm) ID Tubing

**MTLS220 (-1 -3 -5 -6005 -81 -9 -J1A)**

Male Luer Slip to 200 Series Barb, 3/32" (2.4 mm) ID Tubing

**MSL007 (-1 -6005 -9 -9002)**

Male Luer Slip to 500 Series Barb, 3/32" (2.4 mm) ID Tubing

**MTLS230 (-1 -3 -5 -6005 -81 -9 -9002 -J1A)**

Male Luer Slip to 200 Series Barb, 1/8" (3.2 mm) ID Tubing

**MSL013 (-1 -6005 -9 -9002)**

Male Luer Slip to 500 Series Barb, 1/8" (3.2 mm) ID Tubing

**MTLS240 (-1 -2 -5 -6005 -81 -9 -J1A)**

Male Luer Slip to 200 Series Barb, 5/32" (4.0 mm) ID Tubing

**MSL025 (-1 -6005 -9 -9002)**

Male Luer Slip to 500 Series Barb, 5/32" (4.0 mm) ID Tubing

**MSL035 (-1 -6005 -9 -9002 -J1A)**

Male Luer Slip to 500 Series Barb, 3/16" (4.8 mm) ID Tubing

**MSL055 (-1 -6005 -9 -9002)**

Male Luer Slip to 500 Series Barb, 1/4" (6.4 mm) ID Tubing

**FEMALE LUER:**

## Thread Style

**FTLL004 (-1 -2 -3 -4 -5 -06 -6005 -07 -9 -9002 -J1A)**

Female Luer Thread Style to 500 Series Barb, 1/16" (1.6 mm) ID Tubing

**FTLL210 (-1 -2 -3 -4 -5 -6005 -9 -9002 -J1A)**

Female Luer Thread Style to 200 Series Barb, 1/16" (1.6 mm) ID Tubing

**FTLL410 (-1 -6005 -9 -9002 -J1A)**

Female Luer Thread Style to 400 Series Barb, 1/16" (1.6 mm) ID Tubing

**FTLL007 (-1 -2 -3 -4 -5 -06 -6005 -07 -9 -9002)**

Female Luer Thread Style to 500 Series Barb, 3/32" (2.4 mm) ID Tubing

**FTLL220 (-1 -2 -3 -5 -6005 -9 -9002 -J1A)**

Female Luer Thread Style to 200 Series Barb, 3/32" (2.4 mm) ID Tubing

**FTLL420 (-1 -6005 -9 -9002 -J1A)**

Female Luer Thread Style to 400 Series Barb, 3/32" (2.4 mm) ID Tubing

**FTLL013 (-1 -2 -3 -4 -5 -06 -6005 -07 -9 -9002)**

Female Luer Thread Style to 500 Series Barb, 1/8" (3.2 mm) ID Tubing

**FTLL230 (-1 -2 -3 -5 -6005 -9 -9002 -J1A -CM550)**

Female Luer Thread Style to 200 Series Barb, 1/8" (3.2 mm) ID Tubing

**FTLL430 (-1 -6005 -9 -9002 -J1A)**

Female Luer Thread Style to 400 Series Barb, 1/8" (3.2 mm) ID Tubing



## FEMALE LUER: Thread Style

### FTLL025 (-1 -2 -3 -4 -5 -06 -6005 -07 -9 -9002)

Female Luer Thread Style to 500 Series Barb, 5/32" (4.0 mm) ID Tubing



### FTLL240 (-1 -2 -3 -5 -6005 -9 -9002 -J1A)

Female Luer Thread Style to 200 Series Barb, 5/32" (4.0 mm) ID Tubing



### FTLL445 (-1 -6005 -9 -9002 -J1A)

Female Luer Thread Style to 400 Series Barb, .170" (4.3 mm) ID Tubing



### FTLL035 (-1 -2 -3 -4 -5 -06 -6005 -07 -9 -9002 -J1A)

Female Luer Thread Style to 500 Series Barb, 3/16" (4.8 mm) ID Tubing



### FTLL250 (-1 -3 -5 -6005 -9 -9002 -J1A)

Female Luer Thread Style to 200 Series Barb, 3/16" (4.8 mm) ID Tubing



### FTLL450 (-1 -6005 -9 -9002 -J1A)

Female Luer Thread Style to 400 Series Barb, 3/16" (4.8 mm) ID Tubing



### FTLL055 (-1 -2 -3 -4 -5 -06 -6005 -07 -9 -9002)

Female Luer Thread Style to 500 Series Barb, 1/4" (6.4 mm) ID Tubing



### FTLL360 (-1 -3 -5 -6005 -9 -9002 -J1A)

Female Luer Thread Style to 300 Series Barb, 1/4" (6.4 mm) ID Tubing



## FEMALE LUER:

### Smooth Bore Thread Style

### FTLLSB004 (-1 -6005 -9)

Female Luer Thread Style Smooth Bore to 500 Series Barb, 1/16" (1.6 mm) ID Tubing



### FTLLSB007 (-1 -4 -6005 -9)

Female Luer Thread Style Smooth Bore to 500 Series Barb, 3/32" (2.4 mm) ID Tubing



### FTLLSB013 (-1 -6005 -9)

Female Luer Thread Style Smooth Bore to 500 Series Barb, 1/8" (3.2 mm) ID Tubing



## Why Choose a Smooth Bore?

Our Smooth Bore Luers have a smooth inner transition providing for easy insertion of guide wires, probes and other devices.

## FEMALE LUER: Lug Style

### FTL10 (-1 -6005 -9 -J1A)

Female Luer Lug Style to Classic Series Barb, 1/16" (1.6 mm) ID Tubing



### FTL210 (-1 -6005 -9 -J1A)

Female Luer Lug Style to 200 Series Barb, 1/16" (1.6 mm) ID Tubing



### FTL20 (-1 -6005 -07 -81 -9 -J1A)

Female Luer Lug Style to Classic Series Barb, 3/32" (2.4 mm) ID Tubing



### FTL220 (-1 -3 -5 -6005 -9 -J1A)

Female Luer Lug Style to 200 Series Barb, 3/32" (2.4 mm) ID Tubing



### FTL30 (-1 -6005 -9 -J1A)

Female Luer Lug Style to Classic Series Barb, 1/8" (3.2 mm) ID Tubing



**FTL230 (-1 -3 -5 -6005 -9 -J1A)**

Female Luer Lug Style to 200 Series Barb, 1/8" (3.2 mm) ID Tubing



**FTL240 (-1 -6005 -9 -J1A)**

Female Luer Lug Style to 200 Series Barb, 5/32" (4.0 mm) ID Tubing



**LUER:**

Adapters, Couplers, and Lock Rings

**FSLLR (-1 -2 -3 -4 -5 -06 -6005 -07 -9 -9002)**

Finger Snap Luer Lock Ring



**MLRLC (-1 -6005 -9)**

Male Luer Coupler (May be used with separate rotating lock rings; FSLLR)



**MTLCS (-1 -6005 -9 -J1A)**

Male Luer Slip Coupler



**FTLLC (-1 -6005 -9 -9002 -J1A)**

Female Luer Thread Style Coupler




**FTLC (-1 -6005 -9 -9002 -J1A)**

Female Luer Lug Style Coupler



**LC34 (-1 -6005 -9 -9002 -J1A)**

Male Luer Integral Lock Ring to Female Luer Thread Style Coupler



**LC78 (-1 -6005 -9 -9002 -J1A)**

Male Luer to Female Luer Thread Style Coupler (May be used with separate rotating lock ring; FSLLR)



**LT878 (-1 -6005 -9 -9002)**

Female Luer Thread Style (2) to Male Luer Tee (May be used with separate rotating lock ring; FSLLR)



**LT787 (-1 -6005 -8012 -9 -9002)**

Male Luer (2) to Female Luer Thread Style Tee (May be used with separate rotating lock ring; FSLLR)



**FTLT (-1 -6005 -9 -J1A)**

Female Luer Lug Style Tee



**FTLLE (-1 -6005 -9 -J1A)**

Female Luer Thread Style Elbow



**FTLE (-1 -6005 -9 -J1A)**

Female Luer Lug Style Elbow



**LE87 (-1 -6005 -8003 -9 -9002)**

Male Luer to Female Luer Thread Style Elbow (May be used with separate rotating lock ring; FSLLR)



**LE7220 (-1 -2 -9)**

Male Luer to 200 Series Barb Elbow, 3/32" (2.4 mm) ID Tubing (May be used with separate rotating lock ring; FSLLR)



**LUER:**

## Adapters, Couplers, and Lock Rings

**LE7230 (-1 -2 -6005 -9 -9010)**

Male Luer to 200 Series Barb Elbow 1/8" (3.2 mm) ID Tubing (May be used with separate rotating lock ring; FSLLR)

**CA091 (-001) Gamma Stable Polycarbonate**

Male Luer Elbow to 3/16" Classic Series Barb, (CF361-9002) with Rotating Lock Ring (FSLLR-9002)

**LUER:**

## Plugs and Caps

**MTLLP (-1 -2 -3 -6005 -07 -9 -J1A)**

Male Luer Integral Lock Ring Plug, Closed at Luer Tip

**LP4 (-1 -2 -3 -4 -5 -6005 -9 -9002 -J1A)**

Male Luer Integral Lock Ring Plug, Closed at Grip

**VLP4 (-1 -3 -6005 -81 -J1A)**

Male Luer Integral Lock Ring Vented Plug, Closed at Grip

**MLRLP (-1 -6005 -9)**

Male Luer Plug (May be used with separate rotating lock ring; FSLLR)

**MLSLP (-1 -6005 -9)**

Male Luer Plug (May be used with separate stationary lock ring; FSLLR)

**MTLP (-1 -6005 -9 -J1A)**

Male Luer Plug, Closed at Tether Loop (May be used with separate stationary lock ring; MLLR)

**MTLSP (-1 -6005 -81 -9 -J1A)**

Male Luer Slip Plug, Closed at Grip

**FTLP (-1 -6005 -9 -J1A)**

Female Luer Lug Style Cap with Tether Loop

**FTLLP (-1 -2 -3 -5 -6005 -07 -81 -9 -9002 -J1A)**

Female Luer Thread Style Cap

**LP34 (-1 -3 -5 -6005 -9 -9002 -J1A)**

Male Luer Integral Lock Ring to Female Luer Thread Style Plug

**Need Samples for Evaluation?**

You can call to request most of our standard product in quantities of 5, or less, for free application evaluation.

**+1 (970) 267-5200 Toll Free: (888) 404-5837**

**Need it Fast?**

You can order any of our 4,000+ parts online now with no order \$ minimums, 24 hours a day, 7 days a week!

**www.valueplastics.com**



### ABSML-6005 UNDER (-1 -2 -3 -4 -5 -06 -07)

Male Luer with Rotating Lock Ring and 5/16" Hex to 1/4-28 UNF Bottom Sealing Thread



### ABSML-J1A UNDER (-1 -2 -3 -4 -5 -06 -07)

Male Luer with Rotating Lock Ring and 5/16" Hex to 1/4-28 UNF Bottom Sealing Thread



### XMTLL (-1 -6005 -9 -J1A)

Male Luer Integral Lock Ring to 10-32 Special Tapered Thread



### SMTLL (-1 -6005 -9 -J1A)

Male Luer Integral Lock Ring to 1/4-28 UNF Thread



### 18MTLL (-1 -2 -6005 -J1A)

Male Luer Integral Lock Ring with 7/16" Hex to 1/8-27 NPT Thread



### 14MTLL (-1 -2 -6005)

Male Luer Integral Lock Ring with 9/16" Hex to 1/4-18 NPT Thread



### XMLRL (-1 -6005 -9 -9002)

Male Luer with 1/4" Hex to 10-32 Special Tapered Thread (May be used with separate rotating lock ring; FSLLR)



### SMLRL (-1 -6005 -9 -J1A)

Male Luer with 5/16" Hex to 1/4-28 UNF Thread (May be used with separate rotating lock ring; FSLLR)



### BSMLRL (-6005 -J1A)

Male Luer with 5/16" Hex to 1/4-28 Bottom-Sealing Thread (May be used with separate rotating lock ring; FSLLR)



## Looking for Something Different?

Most of our best product ideas have come from you, our customers. While we pride ourselves on our extensive product offering, we recognize that your needs are ever-changing and that our products, too, must adapt to your needs.

If there's a new product you think Value Plastics should make, please send us an email at [designcenter@valueplastics.com](mailto:designcenter@valueplastics.com) describing your product concept in as much detail as you desire. We will contact you with any questions, and who knows - the next catalog edition could include products YOU told us to build.

See page 8 for more information on the Design Center!



## Part Drawings Online!

Value Plastics provides dimensional drawings available for download for all of its fittings.

[www.valueplastics.com](http://www.valueplastics.com)

## LUER TO THREAD:

### Female

#### XFTLL (-1 -6005 -9 -J1A)

Female Luer Thread Style with 1/4" Hex to 10-32 Special Tapered Thread



#### KFTLL (-1 -6005 -9 -J1A)

Female Luer Thread Style with 1/4" Hex to 10-32 UNF Thread



#### SFTLL (-1 -2 -4 -06 -6005 -9 -J1A)

Female Luer Thread Style with 5/16" Hex to 1/4-28 UNF Thread



#### BSFTLL (-1 -6005 -J1A)

Female Luer Thread Style with 5/16" Hex to 1/4-28 UNF Bottom Sealing Thread



#### XFTL (-1 -6005 -9 -J1A)

Female Luer Lug Style with 1/4" Hex to 10-32 Special Tapered Thread



#### KFTL (-1 -6005 -9 -J1A)

Female Luer Lug Style with 1/4" Hex to 10-32 UNF Thread




#### SFTL (-1 -6005 -9)

Female Luer Lug Style with 5/16" Hex to 1/4-28 UNF Thread




#### 18FTLL (-1 -6005 -J1A)

Female Luer Thread Style with 7/16" Hex to 1/8-27 NPT Thread



#### 18LFTLL (-1 -4 -5 -6005 -J1A)

Female Luer Thread Style Elbow with 7/16" Hex to 1/8-27 NPT Thread



## PANEL MOUNTS:

### Female Thread Style

#### FTLLB210 (-1 -2 -6005 -9 -J1A)

Female Luer Thread Style Panel Mount 1/4-28 UNF to 200 Series Barb, 1/16" (1.6 mm) ID Tubing



#### FTLLB220 (-1 -2 -6005 -9 -J1A)

Female Luer Thread Style Panel Mount 1/4-28 UNF to 200 Series Barb, 3/32" (2.4 mm) ID Tubing




#### FTLLB230 (-1 -2 -6005 -9 -J1A)

Female Luer Thread Style Panel Mount 1/4-28 UNF to 200 Series Barb, 1/8" (3.2 mm) ID Tubing



#### FTLLBMLRL (-1 -6005)

Female Luer Thread Style Panel Mount 1/4-28 UNF to Male Luer (May be used with separate rotating lock ring; FSLLR)



Fully Assembled Panel-Mounted Luer

## Need More Details?

Additional threaded solutions are shown on **p. 66-75**. Check out all of our threaded style parts at [www.valueplastics.com](http://www.valueplastics.com) or contact Sales at [sales@valueplastics.com](mailto:sales@valueplastics.com).

## Need it Fast?

You can order any of our 4,000+ parts online now with no order \$ minimums, 24 hours a day, 7 days a week!  
[www.valueplastics.com](http://www.valueplastics.com)

## PANEL MOUNTS: Female Lug Style and Male Luer

### FTLB210 (-1 -6005 -9 -J1A)

Female Luer Lug Style Panel Mount 1/4-28 UNF to 200 Series Barb, 1/16" (1.6 mm) ID Tubing



### FTLB220 (-1 -6005 -9 -J1A)

Female Luer Lug Style Panel Mount 1/4-28 UNF to 200 Series Barb, 3/32" (2.4 mm) ID Tubing



### FTLB230 (-1 -6005 -9 -J1A)

Female Luer Lug Style Panel Mount 1/4-28 UNF to 200 Series Barb, 1/8" (3.2 mm) ID Tubing



### MLRLB210 (-1 -6005)

Male Luer Panel Mount 10-32 UNF to 200 Series Barb, 1/16" (1.6 mm) ID Tubing, (May be used with separate rotating lock ring; FSLLR)



### MLRLB220 (-1 -6005)

Male Luer Panel Mount 10-32 UNF to 200 Series Barb, 3/32" (2.4 mm) ID Tubing, (May be used with separate rotating lock ring; FSLLR)



### MLRLB230 (-1 -6005)

Male Luer Panel Mount 1/4-28 UNF to 200 Series Barb, 1/8" (3.2 mm) ID Tubing, (May be used with separate rotating lock ring; FSLLR)



## PANEL MOUNT ACCESSORIES: Lock Nuts and Color Coding Rings

### CCR (-1 -2 -3 -4 -5 -06 -07)

Color Coded Ring (For use with PMS, PMK, FTLLB or FTLB panel mount fittings)



### CCLR (-1 -2 -3 -4 -5 -06 -07)

Color Coded Lock Ring (For use with PMS, PMK, FTLLB or FTLB panel mount fittings)



### PMKN (-XO)

Panel Mount Nut 10-32 UNF with 3/8" Hex (For use with PMK panel mount fittings)



### PMSN (-XO)

Panel Mount Nut 1/4-28 UNF with 7/16" Hex (For use with PMS, FTLB, and FTLLB panel mount fittings)



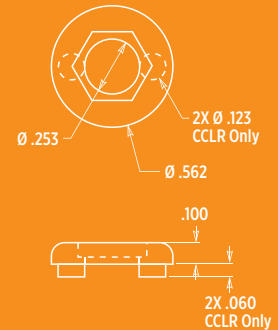
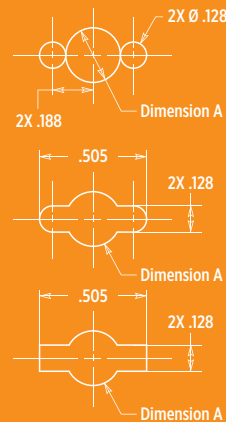
### LNS (-1 -2 -3 -4 -5 -06 -07 -6005 -81 -J1A)

1/4-28 UNF Panel Mount Lock Nut (For use with PMS, FTLLB or FTLB panel mount fittings)



## Select the Correct Lock Nut for Your Panel Mount:

PART	Dimension A	Use Lock Nut
FTLLB Series	.255"	PMSN or LNS
FTLB Series	.255"	PMSN or LNS
FTLLBMLRL	.255"	PMSN or LNS
MLRLB210	.193"	PMKN
MLRLB220	.193"	PMKN
MLRLB230	.255"	PMSN or LNS



# Blood Pressure

## FITTINGS



BPL Series 1/4 Turn Cuff Connectors  
**PG-45**



BPF Series Female Bayonet Style Quick Connects  
**PG-45**



Bayonet Male Cuff Connectors  
**PG-46**



Bayonet Panel Mount Connectors  
**PG-46**



Dinamap® Monitor Adapters  
**PG-46**



Dinamap® Cuff Connectors  
**PG-47**



## **BPL** Blood Pressure Series

The BPL Series quick connect fittings offers superior ergonomics - a requirement for many designers in their effort to accommodate end users. The BPL's ease-of-use stems largely from a winged male fitting and Value Plastics' patented 10-point grip, making the quarter-turn connection simple and easy to accomplish. A solid snap, that can be both heard and felt, will then reassure the end user that a secure fit has been made.

Another unique characteristic of the BPL Series is the true tube stop on the rotating half of the two connectors. This allows tubing to be fully assembled onto the barb without its edge pushing against the body of the connector.

### **Ergonomic Wing-Grip Design**

- Easier to connect and disconnect than market similars
- 360° of tubing rotation

### **Quarter-Turn Design with Closure Feedback**

- Positive reinforcement of secure connection

### **Sizes to Fit 1/8" (3.2 mm) and 5/32" (4.0 mm) ID tubing**

- Fits almost all cuffs
- 5/32" hose barb perfectly fits most common cuff tube size

### **200 Series Single Barbs**

- Ease of assembly
- Enhanced resistance to tube pulloff

### **Medical Grade ABS Material (Fluid Path)**

- Withstands bulk sterilization processes
- Holds up under demanding application conditions

### **Acetal (Wing-Grip Shroud)**

- Added strength

**BPL SERIES:**

1/4 Turn Cuff Connectors

**BPLF230 (-8012)**

Quarter-turn Female Blood Pressure Cuff Connector to 200 Series Barb, 1/8" (3.2 mm) Tubing ID




**BPLF240 (-8012)**

Quarter-turn Female Blood Pressure Cuff Connector to 200 Series Barb, 5/32" (4.0 mm) Tubing ID



**BPLM230 (-001) White ABS, White Acetal, Buna-N O-Ring**

Quarter-turn Male Blood Pressure Cuff Connector to 200 Series Barb, 1/8" (3.2 mm) Tubing ID



**BPLM240 (-001) White ABS, White Acetal, Buna-N O-Ring**

Quarter-turn Male Blood Pressure Cuff Connector to 200 Series Barb, 5/32" (4.0 mm) Tubing ID



**BPF SERIES:**

Female Bayonet Style Quick Connect

**BPF220 (-001) Black ABS Housing**

Bayonet-Style Female Quick Connect Fitting, 200 Series Barb, 3/32" (2.4 mm) ID Tubing



*works with...*

- BPM013**
- BPM240**
- BPM025**
- BPM035**
- BPMMTLL**
- BPMB230**
- BPMB240**
- BPMB250**
- BPAM**

**BPF230 (-001) Black ABS Housing**

Bayonet-Style Female Quick Connect Fitting, 200 Series Barb, 1/8" (3.2 mm) ID Tubing



*works with...*

- BPM013**
- BPM240**
- BPM025**
- BPM035**
- BPMMTLL**
- BPMB230**
- BPMB240**
- BPMB250**
- BPAM**

**BPF240 (-001) Black ABS Housing**

Bayonet-Style Female Quick Connect Fitting, 200 Series Barb, 5/32" (4.0 mm) ID Tubing



*works with...*

- BPM013**
- BPM240**
- BPM025**
- BPM035**
- BPMMTLL**
- BPMB230**
- BPMB240**
- BPMB250**
- BPAM**

**BPF250 (-001) Black ABS Housing**

Bayonet-Style Female Quick Connect Fitting, 200 Series Barb, 3/16" (4.8 mm) ID Tubing



*works with...*

- BPM013**
- BPM240**
- BPM025**
- BPM035**
- BPMMTLL**
- BPMB230**
- BPMB240**
- BPMB250**
- BPAM**



BLOOD PRESSURE

**Part Drawings Online!**

Value Plastics provides dimensional drawings available for download for all of its fittings.  
[www.valueplastics.com](http://www.valueplastics.com)



**BLOOD PRESSURE:**  
Bayonet Male Cuff Connectors

**BPM013 (-1)**  
Blood Pressure Monitor Bayonet Connector to 500 Series Barb, 1/8" (3.2 mm) ID Tubing



works with...



**BPM240 (-1)**  
Blood Pressure Monitor Bayonet Connector to 200 Series Barb, 5/32" (4.0 mm) ID Tubing



works with...



**BPM025 (-1)**  
Blood Pressure Monitor Bayonet Connector to 500 Series Barb, 5/32" (4.0 mm) ID Tubing



works with...



**BPM035 (-1)**  
Blood Pressure Monitor Bayonet Connector to 500 Series Barb, 3/16" (4.8 mm) ID Tubing



works with...



**BPMMTLL (-1 -5)**  
Blood Pressure Monitor Bayonet Connector to Male Luer Integral Lock Ring



works with...



**BLOOD PRESSURE:**  
Bayonet Panel Mount Connectors

**BPMB230 (-1)**  
Blood Pressure Monitor Bayonet Panel Mount Connector to 200 Series Barb, 1/4-28 UNF Thread, 1/8" (3.2 mm) ID Tubing



works with...



**BPMB240 (-1)**  
Blood Pressure Monitor Bayonet Panel Mount Connector to 200 Series Barb, 5/16-24 UNF Thread, 5/32" (4.0 mm) ID Tubing



works with...



**BPMB250 (-1)**  
Blood Pressure Monitor Bayonet Panel Mount Connector to 200 Series Barb, 3/8-24 UNF Thread, 3/16" (4.8 mm) ID Tubing



works with...



**BLOOD PRESSURE:**  
Panel Mount Nuts

**PMSN (-XO)**  
Panel Mount Nut 1/4-28 UNF with 7/16" Hex (For use with BPMB230)



**PM3N (-XO)**  
Panel Mount Nut 5/16-24 UNF Zinc-Plated Class 2 Steel Nut (For use with BPMB240)



**PM2N (-XO)**  
Panel Mount Nut 3/8-24 UNF Zinc-Plated Class 2 Steel Nut (For Use with BPMB250)



**BLOOD PRESSURE:**  
Dinamap® Monitor Adapters

**BPAM (-001) Black Nylon over White Nylon**  
Blood Pressure Monitor Bayonet Connector to Internal 5/16-24 UNF Thread and O-Ring



works with...



**BPA013 (-001) Black Nylon over White Nylon**  
Blood Pressure Adapter with Internal 5/16-24 UNF Thread and O-Ring to 500 Series Barb, 1/8" (3.2 mm) ID Tubing



**BPA025 (-001) Black Nylon over White Nylon**  
Blood Pressure Adapter with Internal 5/16-24 UNF Thread and O-Ring to 500 Series Barb, 5/32" (4.0 mm) ID Tubing



**BPA035 (-001) Black Nylon over White Nylon**  
Blood Pressure Adapter with Internal 5/16-24 UNF Thread and O-Ring to 500 Series Barb, 3/16" (4.8 mm) ID Tubing



**BPA055 (-001) Black Nylon over White Nylon**  
Blood Pressure Adapter with Internal 5/16-24 UNF Thread and O-Ring to 500 Series Barb, 1/4" (6.4 mm) ID Tubing




**BPCL220 (-10 -81)**

Blood Pressure Adapter with 5/16-24 UNF Thread and 6% Taper to 200 Series Barb, 3/32" (2.4 mm) ID Tubing




**BPCL240 (-10 -81)**

Blood Pressure Adapter with 5/16-24 UNF Thread and 6% Internal Taper to 200 Series Barb, 5/32" (4.0 mm) ID Tubing



**BPC220 (-10)**

Blood Pressure Adapter with 5/16-24 UNF Thread to 200 Series Barb, 3/32" (2.4 mm) ID Tubing




**BPC240 (-10)**

Blood Pressure Adapter with 5/16-24 UNF Thread to 200 Series Barb, 5/32" (4.0 mm) ID Tubing



**BPCL230 (-10 -81)**

Blood Pressure Adapter with 5/16-24 UNF Thread and 6% Internal Taper to 200 Series Barb, 1/8" (3.2 mm) ID Tubing




**BPCL250 (-10 -81)**

Blood Pressure Adapter with 5/16-24 UNF Thread and 6% Internal Taper to 200 Series Barb, 3/16" (4.8 mm) ID Tubing



**BPC230 (-10)**

Blood Pressure Adapter with 5/16-24 UNF Thread to 200 Series Barb, 1/8" (3.2 mm) ID Tubing



**BPC250 (-10)**

Blood Pressure Adapter with 5/16-24 UNF Thread to 200 Series Barb, 3/16" (4.8 mm) ID Tubing



**BPCL025 (-10)**

Blood Pressure Adapter with 5/16-24 UNF Thread 6% Internal Taper to 500 Series Barb, 5/32" (4.0 mm) ID Tubing



**CF229 (-1)**

Neonatal Blood Pressure Slip Fit (non luer) with 200 Series Barb, 3/32" (2.4 mm) ID Tubing



**BPC025 (-10)**

Blood Pressure Adapter with 5/16-24 UNF Thread to 500 Series Barb, 5/32" (4.0 mm) ID Tubing



**CF230 (-1)**

Neonatal Blood Pressure Slip Fit (non luer) with 200 Series Barb, 5/32" (4.0 mm) ID Tubing



BLOOD  
PRESSURE

**Did You Know?**

Value Plastics has an interactive PDF available online at [www.valueplastics.com](http://www.valueplastics.com). Access part drawings, reference charts, data sheets, and more from just one location!

# Tapered Seal

## CONNECTORS



Small Bore  
PG-48



Large Bore Male  
PG-49



Large Bore Female  
PG-49



Plugs and Caps  
PG-49



## TSC

### Tapered Seal Series

With TSC Series conical seal fittings, Value Plastics expands its range of products for small-bore connector applications in medical devices. TSC Series products offer the reliability, convenience and ease of use of luer fittings in a design that cannot be interconnected with conventional luers and avoid tubing misconnections. These luer alternatives are available in sizes to fit 1/8" (3.2 mm) and 3/16" (4.8 mm) ID flexible tubing.

#### Features:

- Ergonomic grip
- Conical (tapered) seal
- 15% higher flow capacity than conventional luers
- Polypropylene resin
- Cannot interconnect with conventional luers taper fittings
- 500 Series single barbs

#### SMALL BORE CONNECTORS:

##### Male

#### TSC2M210 (-6005)

Male Taper Seal Non-Luer Connector to 200 Series Barb, 1/16" (1.6 mm) ID Tubing



#### TSC2M013 (-6005)

Male Taper Seal Non-Luer Connector to 500 Series Barb, 1/8" (3.2 mm) ID Tubing



#### TSC2M035 (-6005)

Male Taper Seal Non-Luer Connector to 500 Series Barb, 3/16" (4.8 mm) ID Tubing



## SMALL BORE CONNECTORS:

Female

### TSC2F210 (-6005)

Female Taper Seal Non-Luer Connector to 200 Series Barb, 1/16" (1.6 mm) ID Tubing



### TSC2F007 (-6005)

Female Taper Seal Non-Luer Connector to 500 Series Barb, 3/32" (2.4 mm) ID Tubing



### TSC2F013 (-6005)

Female Taper Seal Non-Luer Connector to 500 Series Barb, 1/8" (3.2 mm) ID Tubing



### TSC2F035 (-6005)

Female Taper Seal Non-Luer Connector to 500 Series Barb, 3/16" (4.8 mm) ID Tubing



### TSC2FB230 (-6005)

Female Taper Seal Non-Luer with 1/4-28 UNF Panel Mount to 200 Series Barb, 1/8" (3.2 mm) ID Tubing



## Small BORE CONNECTORS: Plugs and Caps

### TSC2MP (-6005) 1,000 piece minimum


Male Taper Seal Non-Luer Plug with Tether Recess



## LARGE BORE CONNECTORS: Male


### MLB035 (-1 -8012 -9)

Male Large Bore Non-Luer Connector to 500 Series Barb, 3/16" (4.8 mm) ID Tubing




### MLB055 (-1 -8012 -9)

Male Large Bore Non-Luer Connector to 500 Series Barb, 1/4" (6.4 mm) ID Tubing



### MLB065 (-1 -8012 -9)

Male Large Bore Non-Luer Connector to 500 Series Barb, 5/16" (8.0 mm) ID Tubing




## LARGE BORE CONNECTORS:

Male


### MLB07 (-9002)

Male Large Bore Non-Luer Connector with Integral Lock Ring to Male Slip Luer (May be Used with Separate Rotating Lock Ring; FSLLR)



### MLB08 (-9002)


Male Large Bore Non-Luer Connector with Integral Lock Ring to Female Thread-Style Locking Luer



## LARGE BORE CONNECTORS: Female


### FLB035 (-1 -8012 -9)

Female Large Bore Non-Luer Connector to 500 Series Barb, 3/16" (4.8 mm) ID Tubing




### FLB055 (-1 -2 -8012 -9)

Female Large Bore Non-Luer Connector to 500 Series Barb, 1/4" (6.4 mm) ID Tubing



### FLB065 (-1 -8012 -9)

Female Large Bore Non-Luer Connector to 500 Series Barb, 5/16" (8.0 mm) ID Tubing



## LARGE BORE CONNECTORS: Plugs and Caps

### FLBP (-1 -8012 -9)

Female Large Bore Non-Luer Cap



### MLBP (-1 -2 -8012 -9 -9002)

Male Large Bore Non-Luer Plug



# Tube-To-Tube

## CONNECTORS



Straight Throughs  
**PG-51**



Straight Through Reducers  
**PG-53**



Elbows  
**PG-56**



Elbow Reducers  
**PG-57**



Tees  
**PG-58**



Tee Reducers  
**PG-59**



Ys  
**PG-61**



Multiports  
**PG-62**



Press-in Plugs  
**PG-64**



Ultrasonically Weldable Barbs  
**PG-65**



Panel Mounts and Accessories  
**PG-65**



Custom Tube-To-Tube Fittings  
**PG-11**



Value Plastics offers barbed tube fittings and tubing connectors in sizes ranging from 1/16" (1.6 mm) to 1" (25.4 mm) tubing ID in over 100 separate configurations in nylon, polypropylene, polycarbonate and PVDF, with other engineering resins available on special order. Available barbed fitting styles include straight tube connectors, elbow fittings, tee fittings, crosses, Y (wye) connectors, multi-port connectors, and multiple straight, elbow and tee reducer combinations.

Several barb styles are offered to provide designers the widest range of assembly forces, pulloff resistance and blowoff resistance – without the need for clamps. Review the descriptions for each of the styles to determine what's best for your application.

### Small Bore Barb Styles

Tube ID	Classic	200 Series	400 Series	500 Series
1/16" (1.6 mm)	X	X	X	X
3/32" (2.4 mm)	X	X	X	X
1/8" (3.2 mm)	X	X	X	X
5/32" (4.0 mm)	X	X	X	X
3/16" (4.8 mm)	X	X	X	X
1/4" (6.4 mm)	X	X	X	X
5/16" (8.0 mm)				X

### Large Bore Barb Styles

Tube ID	500 Series	600 Series	900 Series
3/8" (9.5 mm)	X	X	X
1/2" (12.7 mm)	X	X	X
5/8" (16.0 mm)	X	X	
3/4" (19.0 mm)	X	X	
1" (25.4 mm)	X	X	

**N004 (-1 -2 -6005 -9 -J1A)**

Straight Through Connector with 500 Series Barbs, 1/16" (1.6 mm) ID Tubing



**N210 (-1 -2 -6005 -9 -J1A)**

Straight Through Connector with 200 Series Barbs, 1/16" (1.6 mm) ID Tubing



**N410 (-1 -2 -6005 -J1A)**

Straight Through Connector with 400 Series Barbs, 1/16" (1.6 mm) ID Tubing



**AA (-1 -2 -6005 -9 -J1A)**

Straight Through Connector with Classic Series Barbs, 1/16" (1.6 mm) ID Tubing



**N007 (-1 -2 -6005 -9 -J1A)**

Straight Through Connector with 500 Series Barbs, 3/32" (2.4 mm) ID Tubing



**N220 (-1 -2 -6005 -9 -9002 -J1A)**

Straight Through Connector with 200 Series Barbs, 3/32" (2.4 mm) ID Tubing



**N420 (-1 -2 -6005 -J1A)**

Straight Through Connector with 400 Series Barbs, 3/32" (2.4 mm) ID Tubing



**DD (-1 -2 -6005 -9 -J1A)**

Straight Through Connector with Classic Series Barbs, 3/32" (2.4 mm) ID Tubing



**N013 (-1 -2 -6005 -9 -J1A -9002)**

Straight Through Connector with 500 Series Barbs, 1/8" (3.2 mm) ID Tubing



**N230 (-1 -2 -3 -5 -6005 -9 -J1A)**

Straight Through Connector with 200 Series Barbs, 1/8" (3.2 mm) ID Tubing



**N430 (-1 -2 -6005 -J1A)**

Straight Through Connector with 400 Series Barbs, 1/8" (3.2 mm) ID Tubing



**CC (-1 -2 -6005 -9 -J1A)**

Straight Through Connector with Classic Series Barbs, 1/8" (3.2 mm) ID Tubing



**N025 (-1 -2 -6005 -9 -J1A)**

Straight Through Connector with 500 Series Barbs, 5/32" (4.0 mm) ID Tubing



**N440 (-1 -2 -5 -6005 -9 -J1A)**

Straight Through Connector with 400 Series Barbs, 5/32" (4.0 mm) ID Tubing



**4040 (-1 -2 -6005 -9 -J1A)**

Straight Through Connector with Classic Series Barbs, 5/32" (4.0 mm) ID Tubing



**Need Samples for Evaluation?**

You can call to request most of our standard product in quantities of 5, or less, for free application evaluation.

**+1 (970) 267-5200 Toll Free: (888) 404-5837**



**TUBE-TO-TUBE:**  
Straight Through**N035 (-1 -2 -6005 -9 -J1A)**

Straight Through Connector with 500 Series Barbs, 3/16" (4.8 mm) ID Tubing

**5050 (-1 -2 -6005 -9 -9002 -J1A)**

Straight Through Connector with Classic Series Barbs, 3/16" (4.8 mm) ID Tubing

**N055 (-1 -2 -6005 -9 -J1A)**


Straight Through Connector with 500 Series Barbs, 1/4" (6.4 mm) ID Tubing

**6060 (-1 -2 -6005 -9 -9002 -J1A)**

Straight Through Connector with Classic Series Barbs, 1/4" (6.4 mm) ID Tubing

**N065 (-1 -2 -6005 -9 -J1A)**

Straight Through Connector with 500 Series Barbs, 5/16" (8 mm) ID Tubing

**LARGE TUBE-TO-TUBE:**  
Straight Through**Reference part shown: N670**

Due to size we are not able to display all large Tube-To-Tube connectors. Please see [www.valueplastics.com](http://www.valueplastics.com) for part reference. Minimum package quantities vary by tube IDs, please verify minimum package sizes when placing orders.

**N070 (-0 -6005 -9)**

Straight Through Connector with 500 Series Barbs, 3/8" (9.5 mm) ID Tubing

**N670 (-6005 -9 -J1A)**

Straight Through Connector with 600 Series Barbs, 3/8" (9.5 mm) ID Tubing

**N970 (-9)**

Straight Through Connector with 900 Series Barbs, 3/8" (9.5 mm) ID Tubing

**N080 (-0 -6005 -9)**

Straight Through Connector with 500 Series Barbs, 1/2" (12.7 mm) ID Tubing

**N680 (-6005 -9 -J1A)**

Straight Through Connector with 600 Series Barbs, 1/2" (12.7 mm) ID Tubing

**N975 (-9)**

Straight Through Connector with 900 Series Barbs, 1/2" (12.7 mm) ID Tubing

**N090 (-0 -6005 -9)**

Straight Through Connector with 500 Series Barbs, 5/8" (16.0 mm) ID Tubing

**N690 (-0 -6005 -9)**

Straight Through Connector with 600 Series Barbs, 5/8" (16.0 mm) ID Tubing

**N100 (-0 -6005)**

Straight Through Connector with 500 Series Barbs, 3/4" (19.0 mm) ID Tubing

**N110 (-0 -6005)**

Straight Through Connector with 500 Series Barbs, 1" (25.4 mm) ID Tubing

**Part Drawings Online!**

Value Plastics provides dimensional drawings available for download for all of its fittings.

[www.valueplastics.com](http://www.valueplastics.com)

**N007/004 (-1 -2 -6005 -9 -J1A)**

Straight Through Reduction Connector with 500 Series Barbs, 3/32" (2.4 mm) and 1/16" (1.6 mm) ID Tubing



**N220/210 (-1 -2 -6005 -9 -J1A)**

Straight Through Reduction Connector with 200 Series Barbs, 3/32" (2.4 mm) and 1/16" (1.6 mm) ID Tubing



**N420/410 (-1 -2 -6005 -10 -J1A)**

Straight Through Reduction Connector with 400 Series Barbs, 3/32" (2.4 mm) and 1/16" (1.6 mm) ID Tubing



**AD (-1 -2 -6005 -9 -J1A)**

Straight Through Reduction Connector with Classic Series Barbs, 3/32" (2.4 mm) and 1/16" (1.6 mm) ID Tubing



**N013/004 (-1 -2 -6005 -9 -J1A)**

Straight Through Reduction Connector with 500 Series Barbs, 1/8" (3.2 mm) and 1/16" (1.6 mm) ID Tubing



**N230/210 (-1 -2 -6005 -9 -J1A)**

Straight Through Reduction Connector with 200 Series Barbs, 1/8" (3.2 mm) and 1/16" (1.6 mm) ID Tubing



**N430/410 (-1 -2 -6005 -J1A)**

Straight Through Reduction Connector with 400 Series Barbs, 1/8" (3.2 mm) and 1/16" (1.6 mm) ID Tubing



**AC (-0 -1 -2 -6005 -9 -J1A)**

Straight Through Reduction Connector with Classic Series Barbs, 1/8" (3.2 mm) and 1/16" (1.6 mm) ID Tubing



**N025/004 (-1 -2 -6005 -9 -J1A)**

Straight Through Reduction Connector with 500 Series Barbs, 5/32" (4.0 mm) and 1/16" (1.6 mm) ID Tubing



**1040 (-1 -2 -6005 -9 -J1A)**

Straight Through Reduction Connector with Classic Series Barbs, 5/32" (4.0 mm) and 1/16" (1.6 mm) ID Tubing



**1050 (-1 -2 -6005 -9 -J1A)**

Straight Through Reduction Connector with Classic Series Barbs, 3/16" (4.8 mm) and 1/16" (1.6 mm) ID Tubing



**N013/007 (-1 -2 -6005 -9 -9002 -J1A)**

Straight Through Reduction Connector with 500 Series Barbs, 1/8" (3.2 mm) and 3/32" (2.4 mm) ID Tubing



**N230/220 (-1 -2 -6005 -07 -9 -J1A)**

Straight Through Reduction Connector with 200 Series Barbs, 1/8" (3.2 mm) and 3/32" (2.4 mm) ID Tubing



**N430/420 (-1 -2 -6005 -J1A)**

Straight Through Reduction Connector with 400 Series Barbs, 1/8" (3.2 mm) and 3/32" (2.4 mm) ID Tubing



**DC (-1 -2 -6005 -9)**

Straight Through Reduction Connector with Classic Series Barbs, 1/8" (3.2 mm) and 3/32" (2.4 mm) ID Tubing



## TUBE-TO-TUBE: Straight Through Reducer

### N025/007 (-1 -2 -6005 -9 -J1A)

Straight Through Reduction Connector with 500 Series Barbs, 5/32" (4.0 mm) and 3/32" (2.4 mm) ID Tubing



### 3050 (-1 -2 -5 -6005 -81 -9 -9002 -J1A)

Straight Through Reduction Connector with Classic Series Barbs, 3/16" (4.8 mm) and 1/8" (3.2 mm) ID Tubing



### 2040 (-1 -2 -6005 -9 -J1A)

Straight Through Reduction Connector with Classic Series Barbs, 5/32" (4.0 mm) and 3/32" (2.4 mm) ID Tubing



### N055/013 (-1 -2 -6005 -9 -J1A)

Straight Through Reduction Connector with 500 Series Barbs, 1/4" (6.4 mm) and 1/8" (3.2 mm) ID Tubing



### N035/007 (-1 -2 -6005 -9 -J1A)

Straight Through Reduction Connector with 500 Series Barbs, 3/16" (4.8 mm) and 3/32" (2.4 mm) ID Tubing



### 3060 (-1 -2 -6005 -9 -J1A -J1A2)

Straight Through Reduction Connector with Classic Series Barbs, 1/4" (6.4 mm) and 1/8" (3.2 mm) ID Tubing



### 2050 (-1 -2 -6005 -9 -J1A)

Straight Through Reduction Connector with Classic Series Barbs, 3/16" (4.8 mm) and 3/32" (2.4 mm) ID Tubing



### N035/025 (-1 -2 -6005 -9 -J1A)

Straight Through Reduction Connector with 500 Series Barbs, 3/16" (4.8 mm) and 5/32" (4.0 mm) ID Tubing



### N025/013 (-1 -2 -6005 -9 -J1A)

Straight Through Reduction Connector with 500 Series Barbs, 5/32" (4.0 mm) and 1/8" (3.2 mm) ID Tubing



### 4050 (-1 -2 -6005 -9 -J1A)

Straight Through Reduction Connector with Classic Series Barbs, 3/16" (4.8 mm) and 5/32" (4.0 mm) ID Tubing



### 3040 (-1 -2 -6005 -9 -J1A)

Straight Through Reduction Connector with Classic Series Barbs, 5/32" (4.0 mm) and 1/8" (3.2 mm) ID Tubing



### N055/025 (-1 -2 -6005 -9 -J1A)

Straight Through Reduction Connector with 500 Series Barbs, 1/4" (6.4 mm) and 5/32" (4.0 mm) ID Tubing



### N035/013 (-1 -2 -6005 -81 -9 -J1A)

Straight Through Reduction Connector with 500 Series Barbs, 3/16" (4.8 mm) and 1/8" (3.2 mm) ID Tubing



## Did You Know?

Value Plastics has an interactive PDF available online at [www.valueplastics.com](http://www.valueplastics.com). Access part drawings, reference charts, data sheets, and more from just one location!

## TUBE-TO-TUBE: Straight Through Reducer

### 4060 (-1 -2 -6005 -9 -J1A)

Straight Through Reduction Connector with Classic Series Barbs, 1/4" (6.4 mm) and 5/32" (4.0 mm) ID Tubing



### N065/025 (-1 -2 -6005 -9 -J1A)

Straight Through Reduction Connector with 500 Series Barbs, 5/16" (8.0 mm) and 5/32" (4.0 mm) ID Tubing



### N055/035 (-1 -2 -6005 -9 -J1A)

Straight Through Reduction Connector with 500 Series Barbs, 1/4" (6.4 mm) and 3/16" (4.8 mm) ID Tubing



### 5060 (-1 -2 -6005 -9 -9002 -J1A)

Straight Through Reduction Connector with Classic Series Barbs, 1/4" (6.4 mm) and 3/16" (4.8 mm) ID Tubing



### N065/035 (-1 -2 -6005 -9 -J1A)

Straight Through Reduction Connector with 500 Series Barbs, 5/16" (8.0 mm) and 3/16" (4.8 mm) ID Tubing



### N065/055 (-1 -2 -6005 -9 -J1A)

Straight Through Reduction Connector with 500 Series Barbs, 5/16" (8.0 mm) and 1/4" (6.4 mm) ID Tubing



## LARGE TUBE-TO-TUBE: Straight Through Reducer



### Reference part shown: N070/013

Due to size we are not able to display all large Tube-To-Tube connectors. Please see [www.valueplastics.com](http://www.valueplastics.com) for part reference. Minimum package quantities vary by tube IDs, please verify minimum package sizes when placing orders.

### N670/655 (-6005 -9 -J1A)

Straight Through Reduction Connector with 600 Series Barbs, 3/8" (9.5 mm) and 1/4" (6.4 mm) ID Tubing

### N680/655 (-6005 -9 -J1A)

Straight Through Reduction Connector with 600 Series Barbs, 1/2" (12.7 mm) and 1/4" (6.4 mm) ID Tubing

### N680/670 (-6005 -9)

Straight Through Reduction Connector with 600 Series Barbs, 1/2" (12.7 mm) and 3/8" (9.5 mm) ID Tubing

### N690/655 (-6005 -9)

Straight Through Reduction Connector with 600 Series Barbs, 5/8" (16.0 mm) and 1/4" (6.4 mm) ID Tubing

### N690/670 (-6005 -9)

Straight Through Reduction Connector with 600 Series Barbs, 5/8" (16.0 mm) and 3/8" (9.5 mm) ID Tubing

### N6110/6100 (-6005 -9)

Straight Through Reduction Connector with 600 Series Barbs, 1" (25.4 mm) and 3/4" (19.0 mm) ID Tubing

### N070/013 (-0 -6005 -9 -9002 -J1A)

Straight Through Reduction Connector with 500 Series Barbs, 3/8" (9.5 mm) and 1/8" (3.2 mm) ID Tubing

### N070/055 (-0 -6005 -9)

Straight Through Reduction Connector with 500 Series Barbs, 3/8" (9.5 mm) and 1/4" (6.4 mm) ID Tubing

### N080/055 (-0 -6005 -9)

Straight Through Reduction Connector with 500 Series Barbs, 1/2" (12.7 mm) and 1/4" (6.4 mm) ID Tubing

### N090/055 (-0 -6005)

Straight Through Reduction Connector with 500 Series Barbs, 5/8" (16.0 mm) and 1/4" (6.4 mm) ID Tubing

### N080/070 (-0 -6005 -9)

Straight Through Reduction Connector with 500 Series Barbs, 1/2" (12.7 mm) and 3/8" (9.5 mm) ID Tubing

### N090/070 (-0 -6005)

Straight Through Reduction Connector with 500 Series Barbs, 5/8" (16.0 mm) and 3/8" (9.5 mm) ID Tubing

### N100/080 (-0 -6005)

Straight Through Reduction Connector with 500 Series Barbs, 3/4" (19.0 mm) and 1/2" (12.7 mm) ID Tubing

### N110/100 (-0 -6005)

Straight Through Reduction Connector with 500 Series Barbs, 1" (25.4 mm) and 3/4" (19.0 mm) ID Tubing

**L210 (-1 -2 -6005 -9 -J1A)**

Elbow Connector with 200 Series Barbs, 1/16" (1.6 mm) ID Tubing


**L410 (-1 -2 -6005 -J1A)**

Elbow Connector with 400 Series Barbs, 1/16" (1.6 mm) ID Tubing


**L10 (-1 -2 -6005 -J1A)**

Elbow Connector with Classic Series Barbs, 1/16" (1.6 mm) ID Tubing


**L220 (-1 -2 -6005 -9 -9002 -J1A)**

Elbow Connector with 200 Series Barbs, 3/32" (2.4 mm) ID Tubing


**L420 (-1 -2 -6005 -J1A)**

Elbow Connector with 400 Series Barbs, 3/32" (2.4 mm) ID Tubing


**L20 (-1 -2 -6005 -J1A)**

Elbow Connector with Classic Series Barbs, 3/32" (2.4 mm) ID Tubing


**L230 (-1 -2 -6005 -9 -J1A)**

Elbow Connector with 200 Series Barbs, 1/8" (3.2 mm) ID Tubing


**L430 (-1 -2 -6005 -J1A)**

Elbow Connector with 400 Series Barbs, 1/8" (3.2 mm) ID Tubing


**L30 (-1 -2 -6005 -J1A)**

Elbow Connector with Classic Series Barbs, 1/8" (3.2 mm) ID Tubing


**L440 (-2)**

Elbow Connector with 400 Series Barbs, 5/32" (4.0 mm) ID Tubing


**L40 (-1 -2 -6005 -J1A)**

Elbow Connector with Classic Series Barbs, 5/32" (4.0 mm) ID Tubing


**L50 (-1 -2 -6005 -J1A)**

Elbow Connector with Classic Series Barbs, 3/16" (4.8 mm) ID Tubing


**L60 (-1 -2 -6005 -J1A)**

Elbow Connector with Classic Series Barbs, 1/4" (6.4 mm) ID Tubing


**Need More Details?**

 Part drawings, minimum order quantities, and CAD requests can be found online. Visit [www.valueplastics.com](http://www.valueplastics.com) or contact Sales at [sales@valueplastics.com](mailto:sales@valueplastics.com).



**Reference part shown: L070**

Due to size we are not able to display all large Tube-To-Tube connectors. Please see [www.valueplastics.com](http://www.valueplastics.com) for part reference. Minimum package quantities vary by tube IDs, please verify minimum package sizes when placing orders.

**L070 (-0 -6005)**

Elbow Connector with 500 Series Barbs, 3/8" (9.5 mm) ID Tubing

**L970 (-9)**

Elbow Connector with 900 Series Barbs, 3/8" (9.5 mm) ID Tubing

**L080 (-0 -6005)**

Elbow Connector with 500 Series Barbs, 1/2" (12.7 mm) ID Tubing

**L975 (-9)**

Elbow Connector with 900 Series Barbs, 1/2" (12.7 mm) ID Tubing

**L090 (-0 -6005)**

Elbow Connector with 500 Series Barbs, 5/8" (16.0 mm) ID Tubing

**L100 (-0 -6005)**

Elbow Connector with 500 Series Barbs, 3/4" (19.0 mm) ID Tubing

**L110 (-0 -6005)**

Elbow Connector with 500 Series Barbs, 1" (25.4 mm) ID Tubing

**L6110 (-6005)**

Elbow Connector with 600 Series Barbs, 1" (25.4 mm) ID Tubing

**CF494 (-6 -6005)**

Low-profile Elbow Connector with Custom 600 Series Barbs, 1" (25.4 mm) ID Tubing

**L220/210 (-1 -2 -6005 -9 -J1A)**

Elbow Reduction Connector with 200 Series Barbs, 3/32" (2.4 mm) and 1/16" (1.6 mm) ID Tubing



**L420/410 (-1 -2 -6005 -J1A)**

Elbow Reduction Connector with 400 Series Barbs, 3/32" (2.4 mm) and 1/16" (1.6 mm) ID Tubing



**L230/210 (-1 -2 -6005 -9 -J1A)**

Elbow Reduction Connector with 200 Series Barbs, 1/8" (3.2 mm) and 1/16" (1.6 mm) ID Tubing



**L430/410 (-1 -2 -6005 -J1A)**

Elbow Reduction Connector with 400 Series Barbs, 1/8" (3.2 mm) and 1/16" (1.6 mm) ID Tubing



**L230/220 (-1 -2 -6005 -9 -J1A)**

Elbow Reduction Connector with 200 Series Barbs, 1/8" (3.2 mm) and 3/32" (2.4 mm) ID Tubing



**L430/420 (-1 -2 -6005 -J1A)**

Elbow Reduction Connector with 400 Series Barbs, 1/8" (3.2 mm) and 3/32" (2.4 mm) ID Tubing



**L430/220 (-9002)**

Elbow Reduction Connector with a 400 Series Barb, 1/8" (3.2 mm) and a 200 Series Barb, 3/32" (2.4 mm) ID Tubing





## LARGE TUBE-TO-TUBE: Elbow Reducer



### Reference part shown: L070/055

Due to size we are not able to display all large Tube-To-Tube connectors. Please see [www.valueplastics.com](http://www.valueplastics.com) for part reference. Minimum package quantities vary by tube IDs, please verify minimum package sizes when placing orders.

#### L070/055 (-0 -6005)

Elbow Reduction Connector with 500 Series Barbs, 3/8" (9.5 mm) and 1/4" (6.4 mm) ID Tubing

#### L080/070 (-0 -6005)

Elbow Reduction Connector with 500 Series Barbs, 1/2" (12.7 mm) and 3/8" (9.5 mm) ID Tubing

#### L100/080 (-0 -6005)

Elbow Reduction Connector with 500 Series Barbs, 3/4" (19.0 mm) and 1/2" (12.7 mm) ID Tubing

#### L110/100 (-0 -6005)

Elbow Reduction Connector with 500 Series Barbs, 1" (25.4 mm) and 3/4" (19.0 mm) ID Tubing

## TUBE-TO-TUBE: Tee

#### T210 (-1 -2 -6005 -9 -J1A)

Tee Connector with 200 Series Barbs, 1/16" (1.6 mm) ID Tubing



#### T410 (-1 -2 -6005 -J1A)

Tee Connector with 400 Series Barbs, 1/16" (1.6 mm) ID Tubing



#### T10 (-1 -2 -6005 -J1A)

Tee Connector with Classic Series Barbs, 1/16" (1.6 mm) ID Tubing



#### T220 (-1 -2 -6005 -9 -J1A)

Tee Connector with 200 Series Barbs, 3/32" (2.4 mm) ID Tubing



#### T420 (-1 -2 -6005 -J1A)

Tee Connector with 400 Series Barbs, 3/32" (2.4 mm) ID Tubing



## TUBE-TO-TUBE: Tee

#### T20 (-1 -2 -6005 -J1A)

Tee Connector with Classic Series Barbs, 3/32" (2.4 mm) ID Tubing



#### T230 (-1 -2 -5 -6005 -9 -J1A)

Tee Connector with 200 Series Barbs, 1/8" (3.2 mm) ID Tubing



#### T430 (-1 -2 -6005 -9002 -J1A)

Tee Connector with 400 Series Barbs, 1/8" (3.2 mm) ID Tubing



#### T013 (-6005)

Tee Connector with 500 Series Barbs, 1/8" (3.2 mm) ID Tubing



#### T30 (-1 -2 -6005 -9 -J1A)

Tee Connector with Classic Series Barbs, 1/8" (3.2 mm) ID Tubing



#### T40 (-1 -2 -6005 -J1A)

Tee Connector with Classic Series Barbs, 5/32" (4 mm) ID Tubing



#### T250 (-1 -2 -6005 -9 -J1A)

Tee Connector with 200 Series Barbs, 3/16" (4.8 mm) ID Tubing



#### T055 (-6005)

Tee Connector with 500 Series Barbs, 1/4" (6.4 mm) ID Tubing



## TUBE-TO-TUBE:

### Tee

#### T60 (-1 -2 -6005 -9 -J1A)

Tee Connector with Classic Series Barbs, 1/4" (6.4 mm) ID Tubing



## LARGE TUBE-TO-TUBE:

### Tee



Reference part shown: T070

Due to size we are not able to display all large Tube-To-Tube connectors. Please see [www.valueplastics.com](http://www.valueplastics.com) for part reference. Minimum package quantities vary by tube IDs, please verify minimum package sizes when placing orders.

#### T070 (-0 -6005 -9)

Tee Connector with 500 Series Barbs, 3/8" (9.5 mm) ID Tubing

#### T670 (-1 -6005 -9 -J1A)

Tee Connector with 600 Series Barbs, 3/8" (9.5 mm) ID Tubing

#### T970 (-9)

Tee Connector with 900 Series Barbs, 3/8" (9.5 mm) ID Tubing

#### T080 (-0 -6005 -9)

Tee Connector with 500 Series Barbs, 1/2" (12.7 mm) ID Tubing

#### T680 (-6005 -9 -J1A)

Tee Connector with 600 Series Barbs, 1/2" (12.7 mm) ID Tubing

#### T975 (-9)

Tee Connector with 900 Series Barbs, 1/2" (12.7 mm) ID Tubing

#### T690 (-6005 -9)

Tee Connector with 600 Series Barbs, 5/8" (16.0 mm) ID Tubing

#### T100 (-0 -6005 -9)

Tee Connector with 500 Series Barbs, 3/4" (19.0 mm) ID Tubing

#### T110 (-0 -6005)

Tee Connector with 500 Series Barbs, 1" (25.4 mm) ID Tubing

## TUBE-TO-TUBE:

### Tee Reducer

#### T210/220 (-1 -2 -6005 -9 -J1A)

Tee Reduction Connector with 400 Series Barbs, 3/32" (2.4 mm) and 1/16" (1.6 mm) ID Tubing




#### T410/420 (-1 -2 -6005 -J1A)

Tee Reduction Connector with 400 Series Barbs, 1/16" (1.6 mm) and 3/32" (2.4 mm) ID Tubing



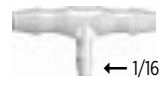
#### T420/410 (-1 -2 -6005 -J1A)

Tee Reduction Connector with 400 Series Barbs, 3/32" (2.4 mm) and 1/16" (1.6 mm) ID Tubing



#### T220/210 (-1 -2 -6005 -9 -J1A)

Tee Reduction Connector with 200 Series Barbs, 3/32" (2.4 mm) and 1/16" (1.6 mm) ID Tubing



#### T220R210 (-1 -2 -6005 -9 -J1A)

Tee Reduction Connector with 200 Series Barbs, 3/32" (2.4 mm) and 1/16" (1.6 mm) ID Tubing



#### T420R410 (-1 -2 -6005 -J1A)

Tee Reduction Connector with 400 Series Barbs, 3/32" (2.4 mm) and 1/16" (1.6 mm) ID Tubing



#### T430/410 (-1 -2 -6005 -J1A)

Tee Reduction Connector with 400 Series Barbs, 1/8" (3.2 mm) and 1/16" (1.6 mm) ID Tubing



#### T230/210 (-1 -2 -6005 -9 -J1A)

Tee Reduction Connector with 200 Series Barbs, 1/8" (3.2 mm) and 1/16" (1.6 mm) ID Tubing



#### T210/230 (-1 -2 -6005 -9 -J1A)

Tee Reduction Connector with 200 Series Barbs, 1/16" (1.6 mm) and 1/8" (3.2 mm) ID Tubing



#### T410/430 (-1 -2 -6005 -J1A)

Tee Reduction Connector with 400 Series Barbs, 1/16" (1.6 mm) and 1/8" (3.2 mm) ID Tubing



## TUBE-TO-TUBE: Tee Reducer


### T230R210 (-1 -2 -6005 -9 -J1A)

Tee Reduction Connector with 200 Series Barbs, 1/8" (3.2 mm) and 1/16" (1.6 mm) ID Tubing




### T430R410 (-1 -2 -6005 -J1A)

Tee Reduction Connector with 400 Series Barbs, 1/8" (3.2 mm) and 1/16" (1.6 mm) ID Tubing




### T220/230 (-1 -2 -6005 -9 -J1A)

Tee Reduction Connector with 200 Series Barbs, 3/32" (2.4 mm) and 1/8" (3.2 mm) ID Tubing



### T420/430 (-1 -2 -6005 -J1A)

Tee Reduction Connector with 400 Series Barbs, 3/32" (2.4 mm) and 1/8" (3.2 mm) ID Tubing




### T230/220 (-1 -2 -6005 -9 -J1A)

Tee Reduction Connector with 200 Series Barbs, 1/8" (3.2 mm) and 3/32" (2.4 mm) ID Tubing



### T430/420 (-1 -2 -3 -6005 -J1A)

Tee Reduction Connector with 400 Series Barbs, 1/8" (3.2 mm) and 3/32" (2.4 mm) ID Tubing



### T230R220 (-1 -2 -6005 -9 -J1A)

Tee Reduction Connector with 200 Series Barbs, 1/8" (3.2 mm) and 3/32" (2.4 mm) ID Tubing




### T430R420 (-1 -2 -6005 -J1A)

Tee Reduction Connector with 400 Series Barbs, 1/8" (3.2 mm) and 3/32" (2.4 mm) ID Tubing




### T360/220 (-1 -2 -6005 -9 -J1A)

Tee Reduction Connector with 200 and 300 Series Barbs, 1/4" (6.4 mm) and 3/32" (2.4 mm) ID Tubing




### T360/230 (-1 -2 -6005 -9 -J1A)

Tee Reduction Connector with 200 and 300 Series Barbs, 1/4" (6.4 mm) and 1/8" (3.2 mm) ID Tubing



### T360/250 (-1 -2 -6005 -9 -J1A)

Tee Reduction Connector with 200 and 300 Series Barbs, 1/4" (6.4 mm) and 3/16" (4.8 mm) ID Tubing



## LARGE TUBE-TO-TUBE: Tee



Reference part shown: **T070/055**

Due to size we are not able to display all large Tube-To-Tube connectors. Please see [www.valueplastics.com](http://www.valueplastics.com) for part reference. Minimum package quantities vary by tube IDs, please verify minimum package sizes when placing orders.

### T070/055 (-0 -6005 -9)

Tee Reduction Connector with 500 Series Barbs, 3/8" (9.5 mm) and 1/4" (6.4 mm) ID Tubing

### T080/055 (-0 -6005 -9)

Tee Reduction Connector with 500 Series Barbs, 1/2" (12.7 mm) and 1/4" (6.4 mm) ID Tubing

### T080/070 (-0 -6005 -9)

Tee Reduction Connector with 500 Series Barbs, 1/2" (12.7 mm) and 3/8" (9.5 mm) ID Tubing

### T100/080 (-0 -6005 -9)

Tee Reduction Connector with 500 Series Barbs, 3/4" (19.0 mm) and 1/2" (12.7 mm) ID Tubing

### T110/100 (-0 -6005)

Tee Reduction Connector with 500 Series Barbs, 1" (25.4 mm) and 3/4" (19.0 mm) ID Tubing

**Y210 (-1 -2 -6005 -9 -J1A)**

Y Connector with 200 Series Barbs, 1/16" (1.6 mm) ID Tubing



**Y410 (-1 -2 -6005 -J1A)**

Y Connector with 400 Series Barbs, 1/16" (1.6 mm) ID Tubing



**Y220 (-1 -2 -6005 -9 -J1A)**

Y Connector with 200 Series Barbs, 3/32" (2.4 mm) ID Tubing



**Y420 (-1 -2 -6005 -J1A)**

Y Connector with 400 Series Barbs, 3/32" (2.4 mm) ID Tubing



**Y230 (-1 -2 -3 -6005 -9 -9002 -9010 -J1A)**

Y Connector with 200 Series Barbs, 1/8" (3.2 mm) ID Tubing



**Y430 (-1 -2 -6005 -J1A)**

Y Connector with 400 Series Barbs, 1/8" (3.2 mm) ID Tubing



**Y013 (-6005)**

Y Connector with 500 Series Barbs, 1/8" (3.2 mm) ID Tubing



**Y240 (-1 -2 -6005 -9 -J1A)**

Y Connector with 200 Series Barbs, 5/32" (4.0 mm) ID Tubing



**Y250 (-1 -2 -6005 -9 -9002 -J1A)**

Y Connector with 200 Series Barbs, 3/16" (4.8 mm) ID Tubing



**Y450 (-1 -2 -6005 -J1A)**

Y Connector with 400 Series Barbs, 3/16" (4.8 mm) ID Tubing



**Y260 (-1 -2 -6005 -9 -9002 -J1A)**

Y Connector with 200 Series Barbs, 1/4" (6.4 mm) ID Tubing



**Y460 (-1 -2 -6005 -9 -J1A)**

Y Connector with 400 Series Barbs, 1/4" (6.4 mm) ID Tubing



**TUBE-TO-TUBE:****Y055 (-6005)**

Y Connector with 500 Series Barbs, 1/4" (6.4 mm) ID Tubing

**LARGE TUBE-TO-TUBE:**

Reference part shown: **Y070**

Due to size we are not able to display all large Tube-To-Tube connectors. Please see [www.valueplastics.com](http://www.valueplastics.com) for part reference. Minimum package quantities vary by tube IDs, please verify minimum package sizes when placing orders.

**Y070 (-0 -6005 -9)**

Y Connector with 500 Series Barbs, 3/8" (9.5 mm) ID Tubing

**Y670 (-6005 -9 -J1A)**

Y Connector with 600 Series Barbs, 3/8" (9.5 mm) ID Tubing

**Y080 (-0 -6005 -9)**

Y Connector with 500 Series Barbs, 1/2" (12.7 mm) ID Tubing

**Y680 (-6005 -9 -J1A)**

Y Connector with 600 Series Barbs, 1/2" (12.7 mm) ID Tubing

**Y090 (-0 -6005 -J1A)**

Y Connector with 500 Series Barbs, 5/8" (16.0 mm) ID Tubing

**Y100 (-0 -6005 -J1A)**

Y Connector with 500 Series Barbs, 3/4" (19.0 mm) ID Tubing

**Y110 (-0 -6005)**

Y Connector with 500 Series Barbs, 1" (25.4 mm) ID Tubing

**TUBE-TO-TUBE:****Multiport****3PF210 (-1 -6005)**

Three-Port F Style Manifold with 200 Series Barbs for 1/16" (1.6 mm) ID Tubing

**3PF220 (-1 -6005)**


Three-Port F Style Manifold with 200 Series Barbs for 3/32" (2.4 mm) ID Tubing

**3PF230 (-1 -6005)**


Three-Port F Style Manifold with 200 Series Barbs for 1/8" (3.2 mm) ID Tubing

**4PX210 (-1 -6005)**


Four-Port Cross Style Manifold with 200 Series Barbs for 1/16" (1.6 mm) ID Tubing

**4PX220 (-1 -6005)**

Four-Port Cross Style Manifold with 200 Series Barbs for 3/32" (2.4 mm) ID Tubing

**4PX230 (-1 -6005)**

Four-Port Cross Style Manifold with 200 Series Barbs for 1/8" (3.2 mm) ID Tubing

**4PDL210 (-1 -6005)**

Four-Port Double Elbow Style Manifold with 200 Series Barbs, 1/16" (1.6 mm) ID Tubing



**4PDL220 (-1-6005)**

Four-Port Double Elbow Style Manifold with 200 Series Barbs, 3/32" (2.4 mm) ID Tubing



**4PDL230 (-1-6005)**

Four-Port Double Elbow Style Manifold with 200 Series Barbs, 1/8" (3.2 mm) ID Tubing



**4PLL210 (-1-6005)**

Four-Port Thru Flow Double Elbow Style Manifold with 200 Series Barbs, 1/16" (1.6 mm) ID Tubing



**4PLL220 (-1-6005-9)**

Four-Port Thru Flow Double Elbow Style Manifold with 200 Series Barbs, 3/32" (2.4 mm) ID Tubing



**4PLL230 (-1-2-6005)**

Four-Port Thru Flow Double Elbow Style Manifold with 200 Series Barbs, 1/8" (3.2 mm) ID Tubing




**6PDT210 (-1-6005)**

Six-Port Double T Style Manifold with 200 Series Barbs for 1/16" (1.6 mm) ID Tubing



**6PDT220 (-1-6005)**

Six-Port Double T Style Manifold with 200 Series Barbs for 3/32" (2.4 mm) ID Tubing



**6PDT230 (-1-6005)**

Six-Port Double T Style Manifold with 200 Series Barbs for 1/8" (3.2 mm) ID Tubing




**6PTT210 (-1-6005)**

Six-Port Thru Flow Double T Style Manifold with 200 Series Barbs for 1/16" (1.6 mm) ID Tubing




**6PTT220 (-1-6005)**

Six-Port Thru Flow Double T Style Manifold with 200 Series Barbs for 3/32" (2.4 mm) ID Tubing



**6PTT230 (-1-6005)**

Six-Port Thru Flow Double T Style Manifold with 200 Series Barbs for 1/8" (3.2 mm) ID Tubing



**Need it Fast?**

You can order any of our 4,000+ parts online now with no order \$ minimums, 24 hours a day, 7 days a week!  
[www.valueplastics.com](http://www.valueplastics.com)



## TUBE-TO-TUBE: Press-In Plugs

### PIP210 (-1 -2 -6005 -J1A)

Press-In Plug with 200 Series Barb, 1/16" (1.6 mm) ID Tubing



### PIP10 (-1 -2 -6005 -J1A)

Press-In Plug with Classic Series Barb, 1/16" (1.6 mm) ID Tubing



### PIP220 (-1 -2 -6005 -J1A)

Press-In Plug with 200 Series Barb, 3/32" (2.4 mm) ID Tubing



### PIP20 (-1 -2 -6005 -J1A)

Press-In Plug with Classic Series Barb, 3/32" (2.4 mm) ID Tubing



### PIP230 (-1 -2 -6005 -J1A)

Press-In Plug with 200 Series Barb, 1/8" (3.2 mm) ID Tubing



### PIP30 (-1 -2 -6005 -J1A)

Press-In Plug with Classic Series Barb, 1/8" (3.2 mm) ID Tubing



### PIP240 (-1 -2 -6005 -J1A)

Press-In Plug with 200 Series Barb, 5/32" (4.0 mm) ID Tubing



### PIP40 (-1 -2 -6005 -J1A)

Press-In Plug with Classic Series Barb, 5/32" (4.0 mm) ID Tubing



### PIP50 (-1 -2 -6005 -J1A)

Press-In Plug with Classic Series Barb, 3/16" (4.8 mm) ID Tubing



### PIP60 (-1 -2 -6005 -J1A)

Press-In Plug with Classic Series Barb, 1/4" (6.4 mm) ID Tubing



### PIP070 (-0 -6005)

Press-In Plug with 500 Series Barb, 3/8" (9.5 mm) ID Tubing



### PIP670 (-6005)

Press-In Plug with 600 Series Barb, 3/8" (9.5 mm) ID Tubing



### PIP080 (-6005)

Press-In Plug with 500 Series Barb, 1/2" (12.7 mm) ID tubing




### PIP680 (-6005)

Press-In Plug with 600 Series Barb, 1/2" (12.7 mm) ID Tubing




### PIP090 (-6005)

Press-In Plug with 500 Series Barb, 5/8" (16.0 mm) ID Tubing



### PIP6100 (-6005)

Press-In Plug with 600 Series Barb, 3/4" (19.0 mm) ID Tubing



## TUBE-TO-TUBE:

### Ultrasonically Weldable Barb

#### U10 (-1 -2 -7 -9)

Ultrasonically Weldable Fitting to Classic Series Barb, 1/16" (1.6 mm) ID Tubing



#### U20 (-1 -2 -7)

Ultrasonically Weldable Fitting to Classic Series Barb, 3/32" (2.4 mm) ID Tubing



#### U30 (-1 -2 -7)

Ultrasonically Weldable Fitting to Classic Series Barb, 1/8" (3.2 mm) ID Tubing



## TUBE-TO-TUBE PANEL MOUNTS: Straight Through and Reducer

#### PMK210 (-1 -6005)

Panel Mount Connector 10-32 UNF to 200 Series Barbs, 1/16" (1.6 mm) ID Tubing



#### PMK220 (-1 -6005)

Panel Mount Connector 10-32 UNF to 200 Series Barbs, 3/32" (2.4 mm) ID Tubing



#### PMS230 (-1 -6005)

Panel Mount Connector 1/4-28 UNF to 200 Series Barbs, 1/8" (3.2 mm) ID Tubing



#### PMK220-210 (-1 -6005)

Panel Mount Reduction Connector 10-32 UNF to 200 Series Barbs, 3/32" (2.4 mm) and 1/16" (1.6 mm) ID Tubing



#### PMS230-210 (-1 -6005 -J1A)

Panel Mount Reduction Connector 1/4-28 UNF to 200 Series Barbs, 1/8" (3.2 mm) and 1/16" (1.6 mm) ID Tubing



#### PMS230-220 (-1 -6005)

Panel Mount Reduction Connector 1/4-28 UNF to 200 Series Barbs, 1/8" (3.2 mm) and 3/32" (2.4 mm) ID Tubing



## TUBE-TO-TUBE PANEL MOUNT ACCESSORIES:

### Lock Nuts and Color Coding Rings

#### CCR (-1 -2 -3 -4 -5 -06 -07)

Color Coded Ring (For use with PMS, PMK, FTLLB or FTLB panel mount fittings)



#### CCLR (-1 -2 -3 -4 -5 -06 -07)

Color Coded Lock Ring (For use with PMS, PMK, FTLLB or FTLB panel mount fittings)



#### PMKN (-XO)

Panel Mount Nut 10-32 UNF with 3/8" Hex (For use with PMK panel mount fittings)



#### PMSN (-XO)

Panel Mount Nut 1/4-28 UNF with 7/16" Hex (For use with PMS, FTLB, and FTLLB panel mount fittings)



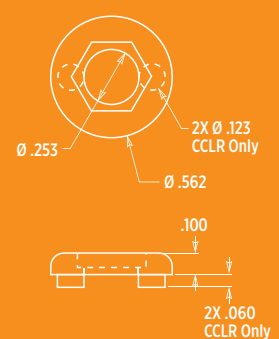
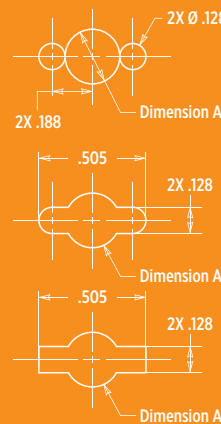
#### LNS (-1 -2 -3 -4 -5 -06 -6005 -07 -81 -J1A)

1/4-28 UNF Panel Mount Lock Nut (For use with PMS, FTLLB or FTLB panel mount fittings)



## Select the Correct Lock Nut for Your Panel Mount:

PART	Dimension A	Use Lock Nut
PMK Series	.193"	PMKN
PMS Series	.255"	PMSN or LNS



# Threaded

## FITTINGS



10-32 UNF Special Tapered Thread  
**PG-67**

1/4-28 UNF  
**PG-70**



1/4-28 UNF Bottom Sealing  
**PG-71**

Metric - M6x1  
**PG-72**



Metric - M5x.8  
**PG-72**

1/16-27 NPT  
**PG-73**



1/8-27 NPT  
**PG-74**

1/4-18 NPT Reducers  
**PG-75**



Custom Threaded Fittings  
**PG-11**



### The X Thread

Value Plastics X Series components have a tapered 10-32 thread that functions like a pipe thread. In comparison to standard 10-32 UNF threaded fittings, the tapered design works better with oversized ports and ports which are not perpendicular to the face of the component.

The 120 degree chamfer under the hex provides a seal when the fitting is tightened into a port with a countersink as shown below. It also seals on the thread due to interference on the pitch diameter. When using an elbow or tee, the tapered thread tightens radially and facilitates directional alignment of the barb.

### Other Thread Series

K, B, C and D Series fittings, designed for use with 10-32 UNF ports, are straight-threaded components. These fittings seal against the 120 degree chamfer under the hex on the fitting and do not tighten radially as they are assembled. S Series fittings are straight threaded components for 1/4-28 UNF ports, M5 Series are for M5 x .8 ports and M6 Series are for M6 x 1 ports.

Part numbers for fittings with pipe threads are noted below. Those for use with 1/16-27 NPT ports have part numbers prefixed with 16; those for 1/8-27 NPT ports have part numbers prefixed with 18; and those for 1/4-18 NPT ports have part numbers prefixed with 14.

The features shown below must be incorporated into the port when using our B, C, D, X, K, S, M5 and M6 Series fittings. Failure to do so will jeopardize the performance of the seal between the fitting and port. For applications in which this seal is highly critical, we recommend that you contact a sealant specialist.

*When working with threaded parts, Value Plastics strongly recommends that you test sample parts in your application.*

Value Plastics Thread Series	Dimension A Thread Length	Clearance Needed to Achieve Chamfer Seal	Dimension B Countersink Diameter	Feature C Internal Screw Thread Series
X	.200"	.250"	.210"-.230"	10-32 UNF 2B
K, B, C, D	.156"	.200"	.210"-.230"	10-32 UNF 2B
S	.204"	.250"	.270"-.290"	1/4-28 UNF 2B
M5	.192"	.250"	.210"-.230"	M5 X .8
M6	.235"	.375"	.270"-.290"	M6 X 1

**X210 (-1 -2 -3 -5 -6005 -J1A)**

10-32 Special Tapered Thread with 1/4" Hex to 200 Series Barb, 1/16" (1.6 mm) ID Tubing



**K210 (-1 -2 -3 -5 -6005 -J1A)**

10-32 UNF Thread with 1/4" Hex to 200 Series Barb, 1/16" (1.6 mm) ID Tubing



**X410 (-1 -2 -6005 -J1A)**

10-32 Special Tapered Thread with 1/4" Hex to 400 Series Barb, 1/16" (1.6 mm) ID Tubing



**K410 (-1 -2 -6005 -J1A)**

10-32 UNF Thread with 1/4" Hex to 400 Series Barb, 1/16" (1.6 mm) ID Tubing



**X10 (-1 -2 -6005 -J1A)**

10-32 Special Tapered Thread with 1/4" Hex to Classic Series Barb, 1/16" (1.6 mm) ID Tubing



**K10 (-1 -2 -6005 -J1A)**

10-32 UNF Thread with 1/4" Hex to Classic Series Barb, 1/16" (1.6 mm) ID Tubing



**X220 (-1 -2 -3 -6005 -J1A)**

10-32 Special Tapered Thread with 1/4" Hex to 200 Series Barb, 3/32" (2.4 mm) ID Tubing



**K220 (-1 -2 -6005 -J1A)**

10-32 UNF Thread with 1/4" Hex to 200 Series Barb, 3/32" (2.4 mm) ID Tubing



**X420 (-1 -2 -6005 -J1A)**

10-32 Special Tapered Thread with 1/4" Hex to 400 Series Barb, 3/32" (2.4 mm) ID Tubing



**K420 (-1 -2 -6005 -J1A)**

10-32 UNF Thread with 1/4" Hex to 400 Series Barb, 3/32" (2.4 mm) ID Tubing



**D (-1 -2 -3 -4 -5 -6005 -J1A)**

10-32 UNF Thread with 1/4" Hex to Classic Series Barb, 3/32" (2.4 mm) ID Tubing



**X230 (-1 -2 -3 -5 -6005 -J1A)**

10-32 Special Tapered Thread with 1/4" Hex to 200 Series Barb, 1/8" (3.2 mm) ID Tubing



**K230 (-1 -2 -6005 -J1A)**

10-32 UNF Thread with 1/4" Hex to 200 Series Barb, 1/8" (3.2 mm) ID Tubing



**X430 (-1 -2 -3 -6005 -J1A)**

10-32 Special Tapered Thread with 1/4" Hex to 400 Series Barb, 1/8" (3.2 mm) ID Tubing



**K430 (-1 -2 -6005 -J1A)**

10-32 UNF Thread with 1/4" Hex to 400 Series Barb, 1/8" (3.2 mm) ID Tubing



**B (-1 -2 -3 -4 -5 -6005 -J1A)**

10-32 UNF Thread with 1/4" Hex to Classic Series Barb, 1/8" (3.2 mm) ID Tubing



**C (-1 -2 -3 -4 -5 -6005 -J1A)**

10-32 UNF Thread with 1/4" Hex to Classic Series Barb, Short Neck, 1/8" (3.2 mm) ID Tubing



**K240 (-1 -2 -6005 -J1A)**

10-32 UNF Thread with 1/4" Hex to 200 Series Barb, 5/32" (4.0 mm) ID Tubing



**X240 (-1 -2 -6005 -J1A)**

10-32 Special Tapered Thread with 1/4" Hex to 200 Series Barb, 5/32" (4.0 mm) ID Tubing



**X445 (-1 -2 -6005 -J1A)**

10-32 Special Tapered Thread with 1/4" Hex to 400 Series Barb, .170" (4.3 mm) ID Tubing



**K445 (-1 -2 -6005 -J1A)**

10-32 UNF Thread with 1/4" Hex to 400 Series Barb, .170" (4.3 mm) ID Tubing



**THREAD:**

## 10-32 UNF, Special Tapered Thread Elbow

**XL210 (-1 -2 -6005 -J1A)**

10-32 Special Tapered Thread Elbow with 1/4" Hex to 200 Series Barb, 1/16" (1.6 mm) ID Tubing

**KL210 (-1 -2 -6005 -J1A)**

10-32 UNF Thread Elbow with 1/4" Hex to 200 Series Barb, 1/16" (1.6 mm) ID Tubing

**XL410 (-1 -2 -6005 -J1A)**

10-32 Special Tapered Thread Elbow with 1/4" Hex to 400 Series Barb, 1/16" (1.6 mm) ID Tubing

**KL410 (-1 -2 -6005 -J1A)**

10-32 UNF Thread Elbow with 1/4" Hex to 400 Series Barb, 1/16" (1.6 mm) ID Tubing

**XL220 (-1 -2 -6005 -J1A)**

10-32 Special Tapered Thread Elbow with 1/4" Hex to 200 Series Barb, 3/32" (2.4 mm) ID Tubing

**KL220 (-1 -2 -6005 -J1A)**

10-32 UNF Thread Elbow with 1/4" Hex to 200 Series Barb, 3/32" (2.4 mm) ID Tubing

**XL420 (-1 -2 -6005 -J1A)**

10-32 Special Tapered Thread Elbow with 1/4" Hex to 400 Series Barb, 3/32" (2.4 mm) ID Tubing

**KL420 (-1 -2 -6005 -J1A)**

10-32 UNF Thread Elbow with 1/4" Hex to 400 Series Barb, 3/32" (2.4 mm) ID Tubing

**XL230 (-1 -2 -6005 -J1A)**

10-32 Special Tapered Thread Elbow with 1/4" Hex to 200 Series Barb, 1/8" (3.2 mm) ID Tubing

**KL230 (-1 -2 -6005 -J1A)**

10-32 UNF Thread Elbow with 1/4" Hex to 200 Series Barb, 1/8" (3.2 mm) ID Tubing

**XL430 (-1 -2 -6005 -J1A)**

10-32 Special Tapered Thread Elbow with 1/4" Hex to 400 Series Barb, 1/8" (3.2 mm) ID Tubing

**KL430 (-1 -2 -6005 -J1A)**

10-32 UNF Thread Elbow with 1/4" Hex to 400 Series Barb, 1/8" (3.2 mm) ID Tubing

**Technical Assistance**

Trying to choose the correct part? Need more material information than is published in this catalog? Call Value Plastics Technical Support **(970) 267-5200**.

## THREAD:

10-32 UNF, Special Tapered Thread Tee

### XT210 (-1 -2 -6005 -J1A)

10-32 Special Tapered Thread Tee with 1/4" Hex to 200 Series Barb, 1/16" (1.6 mm) ID Tubing



### XT420 (-1 -2 -6005 -J1A)

10-32 Special Tapered Thread Tee with 1/4" Hex to 400 Series Barb, 3/32" (2.4 mm) ID Tubing



### KT210 (-1 -2 -6005 -J1A)

10-32 UNF Thread Tee with 1/4" Hex to 200 Series Barb, 1/16" (1.6 mm) ID Tubing



### KT420 (-1 -2 -6005 -J1A)

10-32 UNF Thread Tee with 1/4" Hex to 400 Series Barb, 3/32" (2.4 mm) ID Tubing



### XT410 (-1 -2 -6005 -J1A)

10-32 Special Tapered Thread Tee with 1/4" Hex to 400 Series Barb, 1/16" (1.6 mm) ID Tubing



### XT230 (-1 -2 -6005 -J1A)

10-32 Special Tapered Thread Tee with 1/4" Hex to 200 Series Barb, 1/8" (3.2 mm) ID Tubing



### KT410 (-1 -2 -6005 -J1A)

10-32 UNF Thread Tee with 1/4" Hex to 400 Series Barb, 1/16" (1.6 mm) ID Tubing



### KT230 (-1 -2 -6005 -J1A)

10-32 UNF Thread Tee with 1/4" Hex to 200 Series Barb, 1/8" (3.2 mm) ID Tubing



### XT220 (-1 -2 -6005 -J1A)

10-32 Special Tapered Thread Tee with 1/4" Hex to 200 Series Barb, 3/32" (2.4 mm) ID Tubing



### XT430 (-1 -2 -6005 -J1A)

10-32 Special Tapered Thread Tee with 1/4" Hex to 400 Series Barb, 1/8" (3.2 mm) ID Tubing



### KT220 (-1 -2 -6005 -J1A)

10-32 UNF Thread Tee with 1/4" Hex to 200 Series Barb, 3/32" (2.4 mm) ID Tubing



### KT430 (-1 -2 -6005 -J1A)

10-32 UNF Thread Tee with 1/4" Hex to 400 Series Barb, 1/8" (3.2 mm) ID Tubing



## Part Drawings Online!

Value Plastics provides dimensional drawings available for download for all of its fittings.

[www.valueplastics.com](http://www.valueplastics.com)



**THREAD:**

10-32 UNF, Special Tapered Thread Couplers and Plugs

**XN (-1 -2 -6005 -J1A)**

10-32 Special Tapered Thread Coupler with 1/4" Hex

**KN (-1 -2 -6005 -J1A)**

10-32 UNF Thread Coupler with 1/4" Hex

**XP (-1 -2 -6005 -J1A)**

10-32 Special Tapered Thread Plug with 1/4" Hex

**KP (-1 -2 -6005 -J1A)**

10-32 UNF Thread Plug with 1/4" Hex

**THREAD:**

1/4-28 UNF

**S210 (-1 -2 -6005 -J1A)**

1/4-28 UNF Thread with 5/16" Hex to 200 Series Barb, 1/16" (1.6 mm) ID Tubing

**S410 (-1 -2 -6005 -J1A)**

1/4-28 UNF Thread with 5/16" Hex to 400 Series Barb, 1/16" (1.6 mm) ID Tubing

**S10 (-1 -2 -6005 -J1A)**

1/4-28 UNF Thread with 5/16" Hex to Classic Series Barb, 1/16" (1.6 mm) ID Tubing

**S220 (-1 -2 -6005 -J1A)**

1/4-28 UNF Thread with 5/16" Hex to 200 Series Barb, 3/32" (2.4 mm) ID Tubing

**S420 (-1 -2 -6005 -J1A)**

1/4-28 UNF Thread with 5/16" Hex to 400 Series Barb, 3/32" (2.4 mm) ID Tubing

**S20 (-1 -2 -6005 -J1A)**

1/4-28 UNF Thread with 5/16" Hex to Classic Series Barb, 3/32" (2.4 mm) ID Tubing

**S230 (-1 -2 -6005 -J1A)**

1/4-28 UNF Thread with 5/16" Hex to 200 Series Barb, 1/8" (3.2 mm) ID Tubing

**S430 (-1 -2 -6005 -J1A)**

1/4-28 UNF Thread with 5/16" Hex to 400 Series Barb, 1/8" (3.2 mm) ID Tubing



## Looking for Something Different?

Most of our best product ideas have come from you, our customers. While we pride ourselves on our extensive product offering, we recognize that your needs are ever-changing and that our products, too, must adapt to your needs.

If there's a new product you think Value Plastics should make, please send us an email at [designcenter@valueplastics.com](mailto:designcenter@valueplastics.com) describing your product concept in as much detail as you desire. We will contact you with any questions, and who knows - the next catalog edition could include products YOU told us to build.

See page 8 for more information on the Design Center!



**THREAD:**  
1/4-28 UNF

**S30 (-1 -2 -6005 -J1A)**

1/4-28 UNF Thread with 5/16" Hex to Classic Series Barb, 1/8" (3.2 mm) ID Tubing



**S240 (-1 -2 -6005 -J1A)**

1/4-28 UNF Thread with 5/16" Hex to 200 Series Barb, 5/32" (4.0 mm) ID Tubing



**S40 (-1 -2 -6005 -J1A)**

1/4-28 UNF Thread with 5/16" Hex to Classic Series Barb, 5/32" (4.0 mm) ID Tubing



**S445 (-1 -2 -6005 -J1A)**

1/4-28 UNF Thread with 5/16" Hex to 400 Series Barb, .170" (4.3 mm) ID Tubing



**S250 (-1 -2 -6005 -J1A)**

1/4-28 UNF Thread with 5/16" Hex to 200 Series Barb, 3/16" (4.8 mm) ID Tubing



**S450 (-1 -2 -6005 -J1A)**

1/4-28 UNF Thread with 5/16" Hex to 400 Series Barb, 3/16" (4.8 mm) ID Tubing



**S50 (-1 -2 -6005 -J1A)**

1/4-28 UNF Thread with 5/16" Hex to Classic Series Barb, 3/16" (4.8 mm) ID Tubing



**SP (-1 -2 -6005 -J1A)**

1/4-28 UNF Thread Plug with 5/16" Hex



**THREAD:**  
1/4-28 UNF Bottom Sealing

**ABR004-6005 UNDER (-1 -2 -3 -4 -5)**

1/4-28 UNF Bottom Sealing Rotating Thread with 5/16" Hex to 500 Series Barb, 1/16" (1.6 mm) ID Tubing



*Recommended torque:*  
*Polypropylene - 1.5-2 in. lbs.*  
*Kynar® - 2-4 in. lbs.*

**ABR004-J1A UNDER (-1 -2 -3 -4 -5 -J1A)**

1/4-28 UNF Bottom Sealing Rotating Thread with 5/16" Hex to 500 Series Barb, 1/16" (1.6 mm) ID Tubing



*Recommended torque:*  
*Polypropylene - 1.5-2 in. lbs.*  
*Kynar® - 2-4 in. lbs.*

**ABR007-6005 UNDER (-1 -2 -3 -4 -5)**

1/4-28 UNF Bottom Sealing Rotating Thread with 5/16" Hex to 500 Series Barb, 3/32" (2.4 mm) ID Tubing



*Recommended torque:*  
*Polypropylene - 1.5-2 in. lbs.*  
*Kynar® - 2-4 in. lbs.*

**ABR007-J1A UNDER (-1 -2 -3 -4 -5 -J1A)**

1/4-28 UNF Bottom Sealing Rotating Thread with 5/16" Hex to 500 Series Barb, 3/32" (2.4 mm) ID Tubing



*Recommended torque:*  
*Polypropylene - 1.5-2 in. lbs.*  
*Kynar® - 2-4 in. lbs.*

**ABR013-6005 UNDER (-1 -2 -3 -4 -5)**

1/4-28 UNF Bottom Sealing Rotating Thread with 5/16" Hex to 500 Series Barb, 1/8" (3.2 mm) ID Tubing



*Recommended torque:*  
*Polypropylene - 1.5-2 in. lbs.*  
*Kynar® - 2-4 in. lbs.*

**ABR013-J1A UNDER (-1 -2 -3 -4 -5 -J1A)**

1/4-28 UNF Bottom Sealing Rotating Thread with 5/16" Hex to 500 Series Barb, 1/8" (3.2 mm) ID Tubing



*Recommended torque:*  
*Polypropylene - 1.5-2 in. lbs.*  
*Kynar® - 2-4 in. lbs.*

**TECS116 (-6005 -J1A)**

1/4-28 UNF Bottom Sealing Thread Tube End Coupler with 5/16" Hex, 1/16" (1.6 mm) OD Tubing



**TECS118 (-6005 -J1A)**

1/4-28 UNF Bottom Sealing Thread Tube End Coupler with 5/16" Hex, 1/8" (3.2 mm) OD Tubing



**THREAD:**  
M6x1**M6210 (-1 -2 -6005)**

M6x1 Thread with 5/16" Hex to 200 Series Barb, 1/16" (1.6 mm) ID Tubing

**M6410 (-1 -2 -6005 -J1A)**

M6x1 Thread with 5/16" Hex to 400 Series Barb, 1/16" (1.6 mm) ID Tubing

**M6220 (-1 -2 -6005 -J1A)**

M6x1 Thread with 5/16" Hex to 200 Series Barb, 3/32" (2.4 mm) ID Tubing

**M6420 (-1 -2 -6005 -J1A)**

M6x1 Thread with 5/16" Hex to 400 Series Barb, 3/32" (2.4 mm) ID Tubing

**M6230 (-1 -2 -6005 -J1A)**

M6x1 Thread with 5/16" Hex to 200 Series Barb, 1/8" (3.2 mm) ID Tubing

**M6430 (-1 -2 -6005 -J1A)**

M6x1 Thread with 5/16" Hex to 400 Series Barb, 1/8" (3.2 mm) ID Tubing

**M6240 (-1 -2 -6005 -J1A)**

M6x1 Thread with 5/16" Hex to 200 Series Barb, 5/32" (4.0 mm) ID Tubing

**M6445 (-1 -2 -6005 -J1A)**

M6x1 Thread with 5/16" Hex to 400 Series Barb, .170" (4.3 mm) ID Tubing

**THREAD:**  
M6x1**M6250 (-1 -2 -6005 -J1A)**

M6x1 Thread with 5/16" Hex to 200 Series Barb, 3/16" (4.8 mm) ID Tubing

**M6450 (-1 -2 -6005 -J1A)**

M6x1 Thread with 5/16" Hex to 400 Series Barb, 3/16" (4.8 mm) ID Tubing

**M6P (-1 -2 -6005 -J1A)**

M6x1 Thread Plug with 5/16" Hex

**THREAD:**  
M5x.8**M5210 (-1 -2 -6005)**

M5x.8 Thread with 1/4" Hex to 200 Series Barb, 1/16" (1.6 mm) ID Tubing

**M5220 (-1 -2 -6005)**

M5x.8 Thread with 1/4" Hex to 200 Series Barb, 3/32" (2.4 mm) ID Tubing

**M5230 (-1 -2 -6005)**

M5x.8 Thread with 1/4" Hex to 200 Series Barb, 1/8" (3.2 mm) ID Tubing

**M5240 (-1 -2 -6005)**

M5x.8 Thread with 1/4" Hex to 200 Series Barb, 5/32" (4.0 mm) ID Tubing

**Part Drawings Online!**Value Plastics provides dimensional drawings available for download for all of its fittings.  
[www.valueplastics.com](http://www.valueplastics.com)**Technical Assistance**Trying to choose the correct part? Need more material information than is published in this catalog? Call Value Plastics Technical Support **(970) 267-5200**.

**16210 (-1 -2 -6005 -J1A)**

1/16-27 NPT Thread with 5/16" Hex to 200 Series Barb, 1/16" (1.6 mm) ID Tubing



**1630 (-1 -2 -6005 -J1A)**

1/16-27 NPT Thread with 5/16" Hex to Classic Series Barb, 1/8" (3.2 mm) ID Tubing



**16410 (-1 -2 -6005 -J1A)**

1/16-27 NPT Thread with 5/16" Hex to 400 Series Barb, 1/16" (1.6 mm) ID Tubing



**16240 (-1 -2 -6005 -J1A)**

1/16-27 NPT Thread with 5/16" Hex to 200 Series Barb, 5/32" (4.0 mm) ID Tubing



**1610 (-1 -2 -6005 -J1A)**

1/16-27 NPT Thread with 5/16" Hex to Classic Series Barb, 1/16" (1.6 mm) ID Tubing



**1640 (-1 -2 -6005 -J1A)**

1/16-27 NPT Thread with 5/16" Hex to Classic Series Barb, 5/32" (4.0 mm) ID Tubing



**16220 (-1 -2 -6005 -J1A)**

1/16-27 NPT Thread with 5/16" Hex to 200 Series Barb, 3/32" (2.4 mm) ID Tubing



**16445 (-1 -2 -6005 -J1A)**

1/16-27 NPT Thread with 5/16" Hex to 400 Series Barb, .170" (4.3 mm) ID Tubing



**16420 (-1 -2 -6005 -J1A)**

1/16-27 NPT Thread with 5/16" Hex to 400 Series Barb, 3/32" (2.4 mm) ID Tubing



**16250 (-1 -2 -6005 -J1A)**

1/16-27 NPT Thread with 5/16" Hex to 200 Series Barb, 3/16" (4.8 mm) ID Tubing



**1620 (-1 -2 -6005 -J1A)**

1/16-27 NPT Thread with 5/16" Hex to Classic Series Barb, 3/32" (2.4 mm) ID Tubing



**16450 (-1 -2 -6005 -J1A)**

1/16-27 NPT Thread with 5/16" Hex to 400 Series Barb, 3/16" (4.8 mm) ID Tubing



**16230 (-1 -2 -6005 -J1A)**

1/16-27 NPT Thread with 5/16" Hex to 200 Series Barb, 1/8" (3.2 mm) ID Tubing



**1650 (-1 -2 -6005 -J1A)**

1/16-27 NPT Thread with 5/16" Hex to Classic Series Barb, 3/16" (4.8 mm) ID Tubing



**16430 (-1 -2 -6005 -J1A)**

1/16-27 NPT Thread with 5/16" Hex to 400 Series Barb, 1/8" (3.2 mm) ID Tubing



**1600 (-1 -2 -6005 -J1A)**

1/16-27 NPT Thread Plug with 5/16" Hex



**18210 (-1 -2 -6005 -J1A)**

1/8-27 NPT Thread with 7/16" Hex to 200 Series Barb, 1/16" (1.6 mm) ID Tubing

**18430 (-1 -2 -6005 -J1A)**

1/8-27 NPT Thread with 7/16" Hex to 400 Series Barb, 1/8" (3.2 mm) ID Tubing

**18410 (-1 -2 -6005 -J1A)**

1/8-27 NPT Thread with 7/16" Hex to 400 Series Barb, 1/16" (1.6 mm) ID Tubing

**1830 (-1 -2 -6005 -J1A)**

1/8-27 NPT Thread with 7/16" Hex to Classic Series Barb, 1/8" (3.2 mm) ID Tubing

**1810 (-1 -2 -6005 -J1A)**

1/8-27 NPT Thread with 7/16" Hex to Classic Series Barb, 1/16" (1.6 mm) ID Tubing

**18240 (-1 -2 -6005 -J1A)**

1/8-27 NPT Thread with 7/16" Hex to 200 Series Barb, 5/32" (4.0 mm) ID Tubing

**18220 (-1 -2 -6005 -J1A)**

1/8-27 NPT Thread with 7/16" Hex to 200 Series Barb, 3/32" (2.4 mm) ID Tubing

**1840 (-1 -2 -6005 -J1A)**

1/8-27 NPT Thread with 7/16" Hex to Classic Series Barb, 5/32" (4.0 mm) ID Tubing

**18420 (-1 -2 -6005 -J1A)**

1/8-27 NPT Thread with 7/16" Hex to 400 Series Barb, 3/32" (2.4 mm) ID Tubing

**18445 (-1 -2 -6005 -J1A)**

1/8-27 NPT Thread with 7/16" Hex to 400 Series Barb, .170" (4.3 mm) ID Tubing

**1820 (-1 -2 -6005 -J1A)**

1/8-27 NPT Thread with 7/16" Hex to Classic Series Barb, 3/32" (2.4 mm) ID Tubing

**1850 (-1 -2 -6005 -J1A)**

1/8-27 NPT Thread with 7/16" Hex to Classic Series Barb, 3/16" (4.8 mm) ID Tubing

**18230 (-1 -2 -6005 -J1A)**

1/8-27 NPT Thread with 7/16" Hex to 200 Series Barb, 1/8" (3.2 mm) ID Tubing

**1860 (-1 -2 -6005 -J1A)**

1/8-27 NPT Thread with 7/16" Hex to Classic Series Barb, 1/4" (6.4 mm) ID Tubing



**THREAD:**  
1/8-27 NPT Elbows

**18L230 (-1 -2 -6005 -J1A)**

1/8-27 NPT Thread Elbow with 7/16" Hex to 200 Series Barb, 1/8" (3.2 mm) ID Tubing



**18L250 (-1 -2 -6005 -J1A)**

1/8-27 NPT Thread Elbow with 7/16" Hex to 200 Series Barb, 3/16" (4.8 mm) ID Tubing



**18L260 (-1 -2 -6005 -J1A)**

1/8-27 NPT Thread Elbow with 7/16" Hex to 200 Series Barb, 1/4" (6.4 mm) ID Tubing



**THREAD:**  
1/8-27 NPT Tees

**18T250 (-1 -2 -6005 -J1A)**

1/8-27 NPT Thread Tee with 7/16" Hex to 200 Series Barb, 3/16" (4.8 mm) ID Tubing



**18T260 (-1 -2 -6005 -J1A)**


1/8-27 NPT Thread Tee with 7/16" Hex to 200 Series Barb, 1/4" (6.4 mm) ID Tubing



**THREAD:**  
1/8-27 NPT Plugs

**1800 (-1 -2 -6005 -J1A)**


1/8-27 NPT Thread Plug with 7/16" Hex



**THREAD:**  
1/8-27 NPT Reducers

**1801 (-1 -2 -6005 -J1A)**

Reducer with 1/8-27 NPT Male Thread and 7/16" Hex to 10-32 UNF Female Thread



**1802 (-1 -2 -6005 -J1A)**


Reducer with 1/8-27 NPT Male Thread and 7/16" Hex to 1/4-28 UNF Female Thread



**THREAD:**  
1/4-18 NPT Reducers


**1401 (-1 -2 -6005 -J1A)**

Reducer with 1/4-18 NPT Male Thread and 9/16" Hex to 10-32 UNF Female Thread



**1402 (-1 -2 -6005 -J1A)**

Reducer with 1/4-18 NPT Male Thread and 9/16" Hex to 1/4-28 UNF Female Thread



**Need Samples for Evaluation?**

You can call to request most of our standard product in quantities of 5, or less, for free application evaluation.

**+1 (970) 267-5200 Toll Free: (888) 404-5837**



# Build-A-Part®

## FITTINGS



### Junction Blocks PG-77



### Accessories PG-78



### Barbs PG-78



### Threads PG-79



## Bonding Suggestions

Prior to actually bonding, press together a model of the manifold to use as a reference.

Do not mix plastic resins. Consult your adhesive specialist if you need to bond dissimilar materials.

These components are designed for bonding with any one of a number of solvents, but other adhesive systems may be used. When solvent bonding, use a very small gauge needle (typically 27 or 30) for best solvent control. Consult your adhesive specialist for guidance on other systems.

Apply solvent sparingly. Most solvents are low viscosity and readily wick into the bondline. Excessive solvent may compromise the aesthetics and the function of the assembly.


Press the mating components together leaving a .01-.03" gap between them for the solvent. Place the components in an orientation such that they may be rotated ¼ turn to their final position after applying the solvent.

After applying solvent, wait a few seconds, then rotate the components to their final position. When making a long manifold with bondable junction blocks it may be helpful to push the assembly against a flat surface to align the blocks before the solvent has set.

## Affordable Unique Solutions:

*Design Your New Component with Build-A-Part® Bondable Components!*

Component designers no longer need to be constrained by the limitations of injection molding tool design. The exact fitting, in the optimal layout for the process or product concept, is now available with Value Plastics' line of Build-a-Part® bondable components, designed for use with gases or liquids.



The Build-a-Part® system is based on combining interchangeable components, joining junction blocks and luers, hose barbs or threaded features to create the desired configuration. The features are bonded to the junction blocks using commonly available adhesives. Junction blocks and features may be bonded together to create multi-port, multi-axis products that receive and redirect fluid flow in whatever direction the designer desires. The only limitation is the designer's imagination.

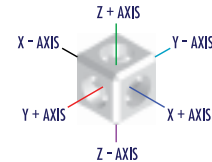
114 component options are available from stock in two primary materials. Options include ISO 594-1 compliant male and female luers and hose barbs in 1/16" (1.6 mm), 3/32" (2.4 mm) and 1/8" (3.2 mm) in straight, elbow and branch tee configurations. Also available are male threads including 10-32 UNF, 1/16-27 NPT, 1/8-27 NPT, 1/4-28 UNF and M6x1 versions, and mounting devices.

The complete range is available in two primary resins: white ABS or translucent polysulfone. For ease of testing concepts, Value Plastics offers designer kits in both resins. Each kit contains hundreds of components for prototype purposes, enabling designs to be created and modified prior to production commitment.

BLOCK	NUMBER	MATERIAL
Build-A-Part® Junction Blocks. See Configuration Table for specifications.		
	BDJ01-40	Polysulfone
	BDJ01-81	Lace White ABS
	BDJ02-40	Polysulfone
	BDJ02-81	Lace White ABS
	BDJ03-40	Polysulfone
	BDJ03-81	Lace White ABS
	BDJ04-40	Polysulfone
	BDJ04-81	Lace White ABS
	BDJ05-40	Polysulfone
	BDJ05-81	Lace White ABS
	BDJ06-40	Polysulfone
	BDJ06-81	Lace White ABS
	BDJ07-40	Polysulfone
	BDJ07-81	Lace White ABS
	BDJ08-40	Polysulfone
	BDJ08-81	Lace White ABS
	BDJ09-40	Polysulfone
	BDJ09-81	Lace White ABS
	BDJ10-40	Polysulfone
	BDJ10-81	Lace White ABS
	BDJ11-40	Polysulfone
	BDJ11-81	Lace White ABS
	BDJ12-40	Polysulfone
	BDJ12-81	Lace White ABS
	BDJ13-40	Polysulfone
	BDJ13-81	Lace White ABS
	BDJ14-40*	Polysulfone
	BDJ14-81*	Lace White ABS
	BDJ15-40*	Polysulfone
	BDJ15-81*	Lace White ABS

\*Check valve junction block. For use with RB01 and SB01

BLOCK	NUMBER	MATERIAL
Build-A-Part® Junction Blocks with Mounting Port. See Config. Table below for specifications.		
	BDJ16-40*	Polysulfone
	BDJ16-81*	Lace White ABS
	BDJ17-40*	Polysulfone
	BDJ17-81*	Lace White ABS
	BDJ18-40	Polysulfone
	BDJ18-81	Lace White ABS
	BDJ19-40	Polysulfone
	BDJ19-81	Lace White ABS
	BDJ20-40	Polysulfone
	BDJ20-81	Lace White ABS
	BDJ21-40	Polysulfone
	BDJ21-81	Lace White ABS
	BDJ22-40	Polysulfone
	BDJ22-81	Lace White ABS



**Build-A-Part® Junction Block Configuration Table**

BLOCK	X+ AXIS	X- AXIS	Y+ AXIS	Y- AXIS	Z+ AXIS	Z- AXIS
BDJ01	Female	Female				
BDJ02			Female		Female	
BDJ03			Female		Female	Female
BDJ04	Female	Female	Female	Female		
BDJ05	Female		Female		Female	
BDJ06	Female		Female		Female	Female
BDJ07	Female	Female	Female	Female	Female	
BDJ08	Female	Female	Female	Female	Female	Female
BDJ09	Male	Female	Female		Female	Female
BDJ10	Male	Female	Female	Female	Female	Female
BDJ11	Male	Female	Female	Female		
BDJ12	Male	Female	Female			
BDJ13	Male	Female	Female		Female	
BDJ14	Male	Female				
BDJ15	Female	Female				
BDJ16	Female	Female		Female <sup>a</sup>		
BDJ17	Male	Female	Female <sup>a</sup>			
BDJ18	Male <sup>b</sup>	Female	Female		Female	Female
BDJ19	Male <sup>b</sup>	Female	Female	Female	Female	Female
BDJ20	Male <sup>b</sup>	Female	Female	Female		
BDJ21	Male <sup>b</sup>	Female	Female			
BDJ22	Male <sup>b</sup>	Female	Female		Female	

<sup>a</sup>For non-flow manifolding <sup>b</sup>For use with BDMD

**RB01 (-X2) SB01 (-X0)**

Check Valve Ball 5/32" Diameter

**BDMRP (-40 -81)**

Bondable Plug

**BDMD (-40 -81)**

Bondable Mounting Device

**BDMFTLL (-40 -81 -9)**


Bondable Female Luer Thread Style

**BDMMTL (-40 -81)**

Bondable Male Luer (May be used with separate rotating lock ring; RMLLR)

**RMLLR (-1 -2 -3 -4 -5 -06 -07 -6005 -9 -9002 -J1A)**

Rotating Male Luer Lock Ring (For use with BDMMTL)

**BDMR210 (-40 -81 -9 -9002)**

Bondable 200 Series Barb, 1/16" (1.6 mm) ID Tubing

**BDMR410 (-40 -81)**

Bondable 400 Series Barb, 1/16" (1.6 mm) ID Tubing

**BDMR220 (-40 -81)**

Bondable 200 Series Barb, 3/32" (2.4 mm) ID Tubing

**BDMR420 (-40 -81)**

Bondable 400 Series Barb, 3/32" (2.4 mm) ID Tubing

**BDMR230 (-40 -81)**

Bondable 200 Series Barb, 1/8" (3.2 mm) ID Tubing

**BDMR430 (-40 -81)**

Bondable 400 Series Barb, 1/8" (3.2 mm) ID Tubing

**BDMR240 (-40 -6005 -81)**

Bondable 200 Series Barb, 5/32" (4.0 mm) ID Tubing

**BDMR445 (-40 -81)**

Bondable 400 Series Barb, .170" (4.3 mm) ID Tubing

**BDML210 (-40 -81 -9)**

Bondable Elbow 200 Series Barb, 1/16" (1.6 mm) ID Tubing

**BDML410 (-40 -81)**

Bondable Elbow 400 Series Barb, 1/16" (1.6 mm) ID Tubing

**BDML220 (-40 -81 -9)**

Bondable Elbow 200 Series Barb, 3/32" (2.4 mm) ID Tubing

**BDML420 (-40 -81)**

Bondable Elbow 400 Series Barb, 3/32" (2.4 mm) ID Tubing

**BDML230 (-40 -81)**

Bondable Elbow 200 Series Barb, 1/8" (3.2 mm) ID Tubing

**BDML430 (-40 -81)**

Bondable Elbow 400 Series Barb, 1/8" (3.2 mm) ID Tubing



**BDMT210 (-40 -81)**

Bondable Tee 200 Series Barb, 1/16" (1.6 mm) ID Tubing



**BDMT410 (-40 -81)**

Bondable Tee 400 Series Barb, 1/16" (1.6 mm) ID Tubing



**BDMT220 (-40 -81)**

Bondable Tee 200 Series Barb, 3/32" (2.4 mm) ID Tubing



**BDMT420 (-40 -81)**

Bondable Tee 400 Series Barb, 3/32" (2.4 mm) ID Tubing



**BDMT230 (-40 -81)**

Bondable Tee 200 Series Barb, 1/8" (3.2 mm) ID Tubing



**BDMT430 (-40 -81)**

Bondable Tee 400 Series Barb, 1/8" (3.2 mm) ID Tubing



**BDMX (-40 -81)**

Bondable 10-32 Special Tapered Thread with 1/4" Hex



**BDMK (-40 -81)**

Bondable 10-32 UNF Thread with 1/4" Hex



**BDMS (-81)**

Bondable 1/4-28 UNF Thread with 5/16" Hex



**BDMM6 (-40 -81)**

Bondable M6x1 Thread with 5/16" Hex



**BDM16 (-40 -81)**

Bondable 1/16-27 NPT Thread with 5/16" Hex



**BDM18 (-40 -81)**

Bondable 1/8-27 NPT Thread with 7/16" Hex



**BDF16 (-40 -81)**

Bondable 1/16-27 NPT Thread with 5/16" Hex



**BDF18 (-40 -81)**

Bondable 1/8-27 NPT Thread with 7/16" Hex



**BDFM6 (-40 -81)**

Bondable M6x1 Thread with 5/16" Hex



**BDFS (-40 -81)**

Bondable 1/4-28 UNF Thread with 5/16" Hex



**Need it Fast?**

You can order any of our 4,000+ parts online now with no order \$ minimums, 24 hours a day, 7 days a week!

[www.valueplastics.com](http://www.valueplastics.com)

# Other COMPONENTS

Check Valves  
PG-80



Clamps  
PG-80



Injection Sites  
PG-81



Stopcocks  
PG-81



Spikes  
PG-81



Tubing  
PG-82



Designer Kits  
PG-83



Tubesetter® Assembly Tool  
PG-85



## OTHER COMPONENTS: Components

### VPS5401068N (Polycarbonate with Silicone Disk)

Check Valve, Male/Female Luer, 420 mL/min Flow Rate at 1 M Head 30 psi Back Pressure, 1/4 psi Inlet Cracking Pressure



### VPS5401020N (Polycarbonate with Silicone Disk)

Check Valve, Male/Female Luer, 129 mL/min Flow Rate at 100 mmHg, 45 psi Back Pressure, 1-5 psi Inlet Cracking Pressure



### VPS5401036SN (Polycarbonate with Silicone Disk)

Reflux Check Valve, Male/Female Luer, 350 mL/min Flow Rate at 1M Head, 45 psi Back Pressure, Opens at 284 mmHg



### VPS5401001N (ABS Housing with Silicone Disk)

Check Valve, Male Slip Luer, 420 mL/min Flow Rate at 1M Head, 30 psi Back Pressure, 1/4 psi Inlet Cracking Pressure



### VPM2930601N (White ABS)

Tube Clamp with Split, 1/8" (3.2 mm) OD Tubing



**VPS3901074N (Polyisoprene with ABS Acrylic Body)**

IN-4000 Intermittent Injection Site to Male Luer Lock



**VPM1060200N (Clear Low Density Polyethylene)**

Long Spike Guard Closed at Tip



**VPM0480201N (White Polyethylene)**

Luer Tip Syringe Cap



**VPB0850400N (Clear ABS)**

Female Luer Thread Style Coupler



**VPM1080303N (Blue Polyethylene)**

Male Luer Integral Lock Ring Plug



**VPB1000050N (Polycarbonate Body with Polyethylene Handle)**

One Way Stopcock, Capped Male Luer Lock to Capped Female Luer Thread Style



**VPB1000055N (Polycarbonate Body with Polyethylene Handle)**

One way Stopcock, Male Slip Luer to Capped Female Luer Thread Style



**VPB1000079N (Polycarbonate Body with Polyethylene Handle)**

Three Way Stopcock, (2) Capped Female Luer Thread Style and Capped Male Luer Lock



**VPB1000062N (Polycarbonate Body with Polyethylene Handle)**

Three Way Stopcock, (2) Female Luer Thread Style and Male Slip Luer



**VPB1000099N (Polycarbonate Body with Polyethylene Handle)**

Four Way Stopcock, (2) Capped Female Luer Thread Style and Male Slip Luer



**VPB1000110N (Polycarbonate Body with Polyethylene Handle)**

Four Way Stopcock, (2) Capped Female Luer Thread Style & Capped Male Luer Lock



**VPS5069200N (White ABS Spike with Clear LDPE Guard)**

Bag Spike with Vented Guard (Replaces VPS5069700N)





## POLYVINYL CHLORIDE (PVC) TUBING

## 75 Durometer

Our PVC tubing is a very cost effective product that can satisfy a broad array of end use applications. It is flexible in nature, optically clear, and easily sterilized.

## Resin Grade &amp; Technical Information:

This tubing is extruded from Teknor® PVC80-NP resin, which is in compliance with all US Food & Drug Administration regulations for food grade use under Title 21 CFR. It is also certified USP Class VI. It can be sterilized by gamma radiation or Ethylene Oxide (EtO) gas. This tubing is not autoclavable.

DIMENSION (ID X OD X LGTH)	NUMBER
1/16" X 1/8" X 100'	PV00-1031C
1/16" X 1/8" X 1000'	PV00-1031M
3/32" X 3/16" X 100'	PV00-2047C
1/8" X 1/4" X 100'	PV00-3062C
1/8" X 1/4" X 1000'	PV00-3062M
3/16" X 5/16" X 100'	PV00-5062C
1/4" X 3/8" X 100'	PV00-6062C

## POLYURETHANE TUBING

## 80 Durometer

Our polyurethane tubing is extremely kink resistant. It is also highly resistant to abrasion and scuffing. It is widely accepted as a premium material for medical device use because of its flexible nature and easy sterilizability.

## Resin Grade &amp; Technical Information:

This tubing is extruded from Lubrizol's® compound Pellethane PUR80A-MED, which has passed USP Class VI testing. It can be sterilized by gamma radiation or Ethylene Oxide (EtO) gas. Please do not autoclave this tubing, as it may alter the chemical nature of the resin.

DIMENSION (ID X OD X LGTH)	NUMBER
1/16" X 1/8" X 100'	UR00-1031C
1/16" X 1/8" X 1000'	UR00-1031M
3/32" X 3/16" X 100'	UR00-2047C
3/32" X 3/16" X 1000'	UR00-2047M
1/8" X 1/4" X 100'	UR00-3062C

## LOW DENSITY POLYETHYLENE TUBING

## 92 Durometer

Our polyethylene tubing has excellent mechanical and chemical resistance properties. However, please use caution if your application involves possible bending or kinking the tubing. It is a semi-rigid material and will be permanently deformed if kinked or bent too tight.

## Resin Grade &amp; Technical Information:

This tubing is extruded from Equistar® LLDPE, which is in compliance with all U.S. Food & Drug Administration regulations for food grade use under Title 21 CFR. It can be sterilized by gamma radiation or Ethylene Oxide (EtO) gas. Autoclaving is not recommended.

DIMENSION (ID X OD X LGTH)	NUMBER
1/16" X 1/10" X 100'	LLDPE01-1019C
1/16" X 1/10" X 1000'	LLDPE01-1019M
1/16" X 1/8" X 100'	LLDPE01-1031C
1/16" X 1/8" X 1000'	LLDPE01-1031M
3/32" X 5/32" X 100'	LLDPE01-2031C
3/32" X 5/32" X 1000'	LLDPE01-2031M
1/8" X 3/16" X 100'	LLDPE01-3031C
1/8" X 3/16" X 1000'	LLDPE01-3031M

## SILICONE TUBING

## 50 Shore A

Our silicone tubing is extruded from a low-volatile grade, platinum-cured compound that is ideal for critical applications in pharmaceutical, biotech, medical, food, and beverage industries.

## Resin Grade &amp; Technical Information:

This tubing is extruded and packaged in a Class 7 (Class 10,000) ISO-certified clean room. It has undergone extensive physical, chemical, and biological testing and meets USP Class VI, FDA CFR 177.2600, ISO 10993, European Pharmacopoeia 3.1.9, and 3-A standards. It is certified free of animal-derived ingredients and is certified by the National Sanitation Foundation for use in food equipment materials (NSF-51). It offers a temperature range use of -100° F (-73.3° C) to 400° F (204.4° C) and is sterilizable by autoclave or gamma irradiation.

DIMENSION (ID X OD X LGTH)	NUMBER
3/8" X 1/8" X 50'	SILC7002593
1/2" X 1/8" X 50'	SILC7002775
1/8" X 1/16" X 50'	SILC7001657
1/4" X 1/16" X 50'	SILC7002203
3/4" X 1/8" X 50'	SILC7003139

## THERMOPLASTIC ELASTOMER (TPE) TUBING

## 65 Shore A

Our Biopharmaceutical-grade TPE tubing is sterile weldable, heat sealable, moldable, and offers excellent life in peristaltic pumps. It is ideal for use in single-use processes for sampling, filling, and storage tubing set assemblies.

## Resin Grade &amp; Technical Information:

This tubing is made from FDA-approved ingredients, certified free of silicone oils and animal derived ingredients, and is sterilizable by autoclave or gamma irradiation. It meets various ISO and USP standards, including Class VI, as well as European Pharmacopoeia 3.2.2.1. It also offers excellent low absorption and permeability as compared to silicone tubing.

DIMENSION (ID X OD X LGTH)	NUMBER
3/8" X 1/8" X 50'	AF7500506
1/2" X 1/8" X 50'	AF7500584
1/8" X 1/16" X 50'	AF7500077
1/4" X 3/32" X 50'	AF7500311
3/4" X 1/8" X 50'	AF7500753

**ASSORTED DESIGNER KIT (Part number - ASSORTED KIT-001)**

Our Assorted Kit provides a cross section of many components designed and manufactured by Value Plastics. This kit contains a variety of our popular components, including luers, tube-to-tube and threaded fittings. Please see [www.valueplastics.com](http://www.valueplastics.com) for a complete list of all included parts.



Note: Due to our ever increasing product line, Kit contents are subject to change without notice. Kits may include one or more of each component in a variety of materials.

**LUER DESIGNER KIT (Part Number - LUER KIT-001)**

Our Luer Kit contains male and female luers, luer plugs, couplers, tees, elbows as well as blood pressure cuff and monitor fittings. Luer tapers are made to ISO standards. Please see [www.valueplastics.com](http://www.valueplastics.com) for a complete list of all included parts.



Note: Due to our ever increasing product line, Kit contents are subject to change without notice. Kits may include one or more of each component in a variety of materials.

**TUBE-TO-TUBE DESIGNER KIT (Part Number - TUBE-TO-TUBE KIT-001)**

Our Tube-to-Tube Kit contains a variety of fittings in different configurations - and one that is sure to work for your application. Some of the fittings contained in this kit include straight-thru connectors, tees, elbows, Ys, and press-in plugs. Please see [www.valueplastics.com](http://www.valueplastics.com) for a complete list of all included parts.



Note: Due to our ever increasing product line, Kit contents are subject to change without notice. Kits may include one or more of each component in a variety of materials.

**XQ DESIGNER KIT (Part Number - XQ KIT-001)**

Our XQ Kit contains an assortment of XQ Series Quick Connect Fittings (Quick Disconnect Couplings). Please see [www.valueplastics.com](http://www.valueplastics.com) for a complete list of all included parts.



Note: Due to our ever increasing product line, Kit contents are subject to change without notice. Kits may include one or more of each component in a variety of materials.

**BLOOD PRESSURE DESIGNER KIT (Part Number - BP KIT-001)**

Our Blood Pressure Kit contains a variety of blood pressure fittings that are manufactured by Value Plastics. Some of the fittings contained in this kit include quick connect fittings, connectors, panel mounts and adaptors. Please see [www.valueplastics.com](http://www.valueplastics.com) for a complete list of all included parts.



Note: Due to our ever increasing product line, Kit contents are subject to change without notice. Kits may include one or more of each component in a variety of materials.

**BIOPHARM DESIGNER KIT (Part Number - BIOPHARM KIT-001)**

Our Biopharm Designer Kit contains a variety of fittings that are commonly found within the BioPharm market. Some of the fittings contained in this kit include our larger fittings of Y's, T's, elbows, straight through and reducing connectors ranging from 3/8" to 1", sanitary fittings, clamps, quick connects and gaskets. Please see [www.valueplastics.com](http://www.valueplastics.com) for a complete list of all included parts.



Note: Due to our ever increasing product line, Kit contents are subject to change without notice. Kits may include one or more of each component in a variety of materials.

**BUILD-A-PART DESIGNER KIT (Part Number - KIT01-81 -KIT01-40)**

Our Build-A-Part Kits are available in two different materials: White ABS or Polysulfone. Contained in these kits are luers, elbows, tees, and junction blocks. Please see [www.valueplastics.com](http://www.valueplastics.com) for a complete list of all included parts.



Note: Due to our ever increasing product line, Kit contents are subject to change without notice. Kits may include one or more of each component in a variety of materials.

**INK JET DESIGNER KIT (Part Number - INK JET KIT-001)**

A cross section of many components designed and manufactured by Value Plastics. Includes luers, tube-to-tube and threaded fittings commonly used by Ink Jet Printer Manufacturers. Please see [www.valueplastics.com](http://www.valueplastics.com) for a complete list of all included parts.



Note: Due to our ever increasing product line, Kit contents are subject to change without notice. Kits may include one or more of each component in a variety of materials.

**MANUAL TUBESETTER®**

Designed for rapid assembly of barb to tube connections, the Tubesetter® assembly tool joins flexible tubing and Value Plastics' barbed fitting, applying the force necessary to push the tube over the barb. No external power source is needed. Made almost entirely of acetal plastic, the device is easy to clean and suitable for operation in most environments. Consider the Manual Small Fitting Tubesetter® assembly tool for prototype assembly or lower-volume manufacturing needs.

Value Plastics' Tubesetter® assembly tool sets the standard for effortless tube set production. The Tubesetter® product joins flexible tubing and Value Plastics' barbed fitting, applying the force necessary to push the tube over the barb, providing efficiency, economy and ease of use over other connection alternatives without adhesives or solvents!

**Manual Tubesetter®:**

- Easy to use
- Excellent for volumes up to 1,000 assemblies per month
- Accommodates tubing from 3/32" to 3/8" OD
- Configurable for: Luers - Straights - Ys - Tees - Elbows
- Requires no electricity or pneumatic power
- Long-life acetal construction



PART	DESCRIPTION
930B1A	Manual TUBESETTER® Base
930JS*	Standard Jaw Set
930AS*	Standard Flip Top Anvil
920PS*	Standard Pin Set Assembly

\*The base manual TUBESETTER® unit requires a jaw set, anvil assembly and pin set assembly. An additional engineering fee may be required for a custom application.

**Custom Assembly**

We produce standard components to fit your current assemblies and devices, but we also provide custom solutions by applying a variety of assembly options, such as fittings, connectors, filters, and other components to tubing. From systems using a single fitting to complex configurations utilizing various components, we can design complete assemblies to your requirements.

**Technical Assistance**

Trying to choose the correct part? Need more material information than is published in this catalog? Call Value Plastics Technical Support **(970) 267-5200**.

**Need More Details?**

Part drawings, minimum order quantities, and CAD requests can be found online. Visit [www.valueplastics.com](http://www.valueplastics.com) or contact Sales at [sales@valueplastics.com](mailto:sales@valueplastics.com).

# Technical INFORMATION



## Barb Dimensions PG-87

## Barb Performance PG-88

**200 SERIES**

BARB SIZE	BARB OD	IN
210	0.294	0.1
220	0.143	0.1
230	0.180	0.1
240	0.224	0.1



The **CLASSIC SERIES** is characterized by a longer barb that extends the sealing surface of the fitting. Tubing is expanded from 42% to 69% above its nominal ID.



The **200 SERIES** offers outstanding performance characteristics when used with flexible tubing. Tubing is expanded by 50% above its nominal ID, permitting high-pressure capabilities.



The **300 SERIES** offers outstanding performance characteristics when used with flexible tubing. Tubing is expanded by 35% above its nominal ID, permitting high-pressure capabilities in the larger tube sizes.



The **400 Series** provides easy assembly while maintaining excellent pressure and tensile capabilities. Originally created for semi-rigid tubing, this series is preferred for applications where tensile/pressure properties are not highly critical, or when ease of assembly is desired. The 400 Series expands the tubing 25% above its nominal ID.



The **500 SERIES** profile is composed of blended radii, giving it the distinct look. Each barb is designed to accommodate a range of tube sizes and tube types. Consideration should be given to flow restriction, pressure capability, and the force required for assembly of the tube.



The **600 SERIES** barbs are designed for use with silicone, C-Flex<sup>®</sup> and PVC tubing sizes commonly used in biopharm and other applications. Tubing is expanded from 18% to 34% above its nominal ID to maintain a low profile and ease of assembly, and the straight barb stem facilitates use of recommended cable tie retainers or hose clamps.




The **700 SERIES** barb is designed for use with Value Plastics' XQ Series quick connect fittings. This unique single barb is available in sizes to fit the 1/4" (6.4 mm), 5/16" (7.9 mm) and 3/8" (9.5 mm) ID tubing sizes and materials commonly used in disposable and reusable medical equipment. Reinforced PVC, unreinforced PVC and polyurethane tubing materials work well with this barb style.



The **900 SERIES** offers outstanding performance characteristics when used with flexible tubing. Tubing is expanded from 8% to 17% above its nominal ID. This barb provides high flow efficiency and excellent tensile strength. A hose clamp is recommended for this series.

## BPF Series Performance PG-89

## Panel Mount Instructions PG-89



## Resin Information PG-90

## Trademarks PG-93

CHEMICAL	%	TEMP C	TEMP F	GR
Acetic Acid	25	23.1	73.6	Seal/Leak
Acetone	100	20.1	68.2	Seal/Leak
Acrylonitrile	100	24.1	75.4	Seal/Leak
Acrylonitrile	100	24.1	75.4	Seal/Leak
Air	100	20.1	68.2	Seal/Leak
Ammonia, Liquid	100	24.1	75.4	Seal/Leak
Ammonia, Gaseous	100	24.1	75.4	Seal/Leak



## Index PG-94





CLASSIC SERIES



Barb Size	Barb OD	Barb ID	Tube Internal Diameter		
			Dec.	Frac.	Metric
10	0.105	0.046	0.063	1/16"	1.6 mm
20	0.145	0.060	0.094	3/32"	2.4 mm
30	0.187	0.078	0.125	1/8"	3.2 mm
40	0.234	0.100	0.156	5/32"	4.0 mm
50	0.280	0.130	0.188	3/16"	4.8 mm
60	0.355	0.187	0.250	1/4"	6.4 mm

500 SERIES



Barb Size	Barb OD	Barb ID*	Tube Internal Diameter		
			Dec.	Frac.	Metric
004	0.102	0.060	0.063	1/16"	1.6 mm
007	0.129	0.076	0.094	3/32"	2.4 mm
013	0.164	0.096	0.125	1/8"	3.2 mm
025	0.208	0.122	0.156	5/32"	4.0 mm
035	0.264	0.155	0.188	3/16"	4.8 mm
055	0.335	0.197	0.250	1/4"	6.4 mm
065	0.425	0.250	0.312	5/16"	8.0 mm
N070	0.483	0.262	0.375	3/8"	9.5 mm
L070	0.483	0.251	0.375	3/8"	9.5 mm
T070	0.483	0.290	0.375	3/8"	9.5 mm
Y070	0.483	0.290	0.375	3/8"	9.5 mm
N080	0.613	0.333	0.500	1/2"	12.7 mm
L080	0.613	0.319	0.500	1/2"	12.7 mm
T080	0.613	0.356	0.500	1/2"	12.7 mm
Y080	0.613	0.362	0.500	1/2"	12.7 mm
N090	0.718	0.390	0.625	5/8"	16.0 mm
L090	0.718	0.374	0.625	5/8"	16.0 mm
T090	0.718	0.374	0.625	5/8"	16.0 mm
Y090	0.718	0.390	0.625	5/8"	16.0 mm
N100	0.853	0.465	0.750	3/4"	19.0 mm
L100	0.853	0.443	0.750	3/4"	19.0 mm
T100	0.853	0.447	0.750	3/4"	19.0 mm
Y100	0.853	0.492	0.750	3/4"	19.0 mm
N110	1.125	0.623	1.000	1"	25.4 mm
L110	1.125	0.600	1.000	1"	25.4 mm
T110	1.125	0.600	1.000	1"	25.4 mm
Y110	1.125	0.623	1.000	1"	25.4 mm

200 SERIES



Barb Size	Barb OD	Barb ID	Tube Internal Diameter		
			Dec.	Frac.	Metric
210	0.094	0.047	0.063	1/16"	1.6 mm
220	0.141	0.070	0.094	3/32"	2.4 mm
230	0.188	0.094	0.125	1/8"	3.2 mm
240	0.234	0.117	0.156	5/32"	4.0 mm
250	0.282	0.141	0.188	3/16"	4.8 mm
260	0.375	0.188	0.250	1/4"	6.4 mm

300 SERIES



Barb Size	Barb OD	Barb ID	Tube Internal Diameter		
			Dec.	Frac.	Metric
360	0.338	0.192	0.250	1/4"	6.4 mm

400 SERIES



Barb Size	Barb OD	Barb ID	Tube Internal Diameter		
			Dec.	Frac.	Metric
410	0.078	0.046	0.063	1/16"	1.6 mm
420	0.117	0.068	0.094	3/32"	2.4 mm
430	0.156	0.092	0.125	1/8"	3.2 mm
440	0.206	0.125	0.156	5/32"	4.0 mm
445	0.213	0.125	0.170	-	4.3 mm
450	0.234	0.137	0.188	3/16"	4.8 mm
460	0.313	0.184	0.250	1/4"	6.4 mm

700 SERIES



Barb Size	Barb OD	Barb ID	Tube Internal Diameter		
			Dec.	Frac.	Metric
755	0.329	0.204	0.250	1/4"	6.4 mm
765	0.398	0.245	0.312	5/16"	7.9 mm
770	0.455	0.302	.375	3/8"	9.5 mm

600 SERIES



Barb Size	Barb OD	Barb ID*	Tube Internal Diameter		
			Dec.	Frac.	Metric
630	0.188	0.085	0.125	1/8"	3.2 mm
655	0.335	0.181	0.250	1/4"	6.4 mm
670	0.490	0.296	0.375	3/8"	9.5 mm
680	0.625	0.403	0.500	1/2"	12.7 mm
690	0.762	0.499	0.625	5/8"	16.0 mm
6100	0.900	0.615	0.750	3/4"	19.0 mm
6110	1.180	0.804	1.000	1"	25.4 mm

900 SERIES



Barb Size	Barb OD	Barb ID	Tube Internal Diameter		
			Dec.	Frac.	Metric
970	0.437	0.269	0.375	3/8"	9.5 mm
975	0.573	0.358	0.500	1/2"	12.7 mm

\*Variations of barb IDs may exist. Please visit [www.valueplastics.com](http://www.valueplastics.com) to learn more about these alternatives. The data presented here is for reference only. It was compiled to provide our customers with a means of comparing the characteristics of components at the time of publication. The particular conditions of your use and application of our products are beyond our control. Thus, it is imperative that you test our products in your specific application to determine their suitability. All information is provided without implied or express warranty or guarantee by Value Plastics' or other manufacturers. None of the information provided constitutes a recommendation or endorsement of any kind by Value Plastics'.



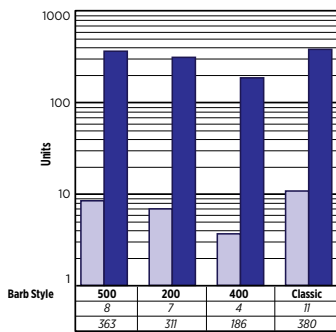
Tensile pull and burst tests were performed by an independent laboratory under controlled conditions to provide comparative performance data for the various barb styles and sizes offered by Value Plastics. Graph numbers 1 through 8 present the data from each of the tests for each barb size and each barb style connected to PVC tube.

The values shown are the means of a statistically significant sample quantity of each configuration. Value Plastics barbed fittings specifically designed for use with the tubing size indicated were used in these tests. No oversized barbs, solvents, adhesives, or secondary fasteners of any kind were used.

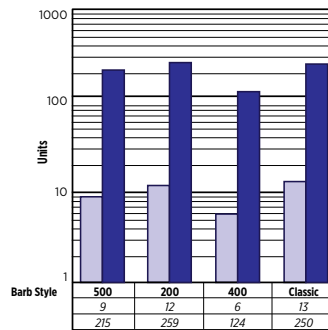
**Tensile Pull Test:** Tensile properties were measured to determine the force required to remove the barbed fitting from the tubing. Tensile specimens were mounted axially in a holding fixture and tested at a rate of 20 inches per minute. Failure mode was tubing separating from the barb.

**Hydrostatic Burst Test:** Hydrostatic burst testing was performed in general accordance with ASTM D1599. Failure mode was either tubing separating from the barb, the tubing bursting, or a combination of the two.

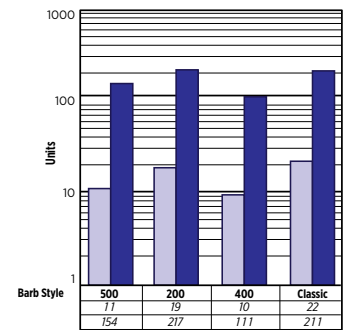
**Performance of Barb to Tube Connections - ■ Tensile Pull Test (lbs) - ■ Hydrostatic Burst Test (psi)**



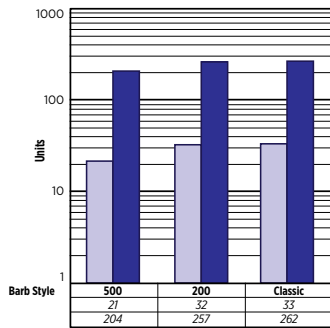
Graph 1: 1/16" Barb Performance



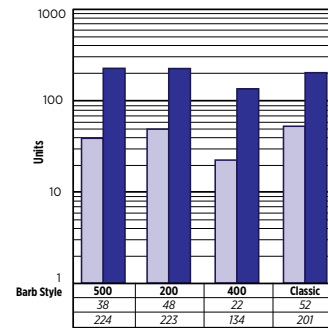
Graph 2: 3/32" Barb Performance



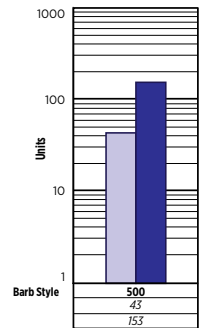
Graph 3: 1/8" Barb Performance



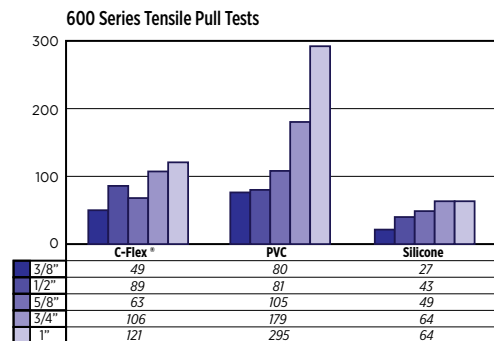
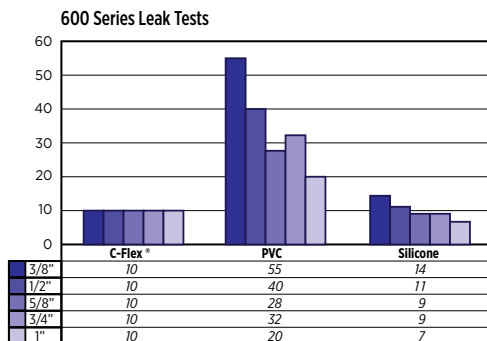
Graph 4: 5/32" Barb Performance



Graph 5: 3/16" Barb Performance



Graph 6: 1/4" Barb Performance



The data presented here is for reference only. It was compiled to provide our customers with a means of comparing the characteristics of components at the time of publication. The particular conditions of your use and application of our products are beyond our control. Thus, it is imperative that you test our products in your specific application to determine their suitability. All information is provided without implied or express warranty or guarantee by Value Plastics' or other manufacturers. None of the information provided constitutes a recommendation or endorsement of any kind by Value Plastics'.

Maximum cycles \_\_\_\_\_ 50,000 connect-disconnect cycles

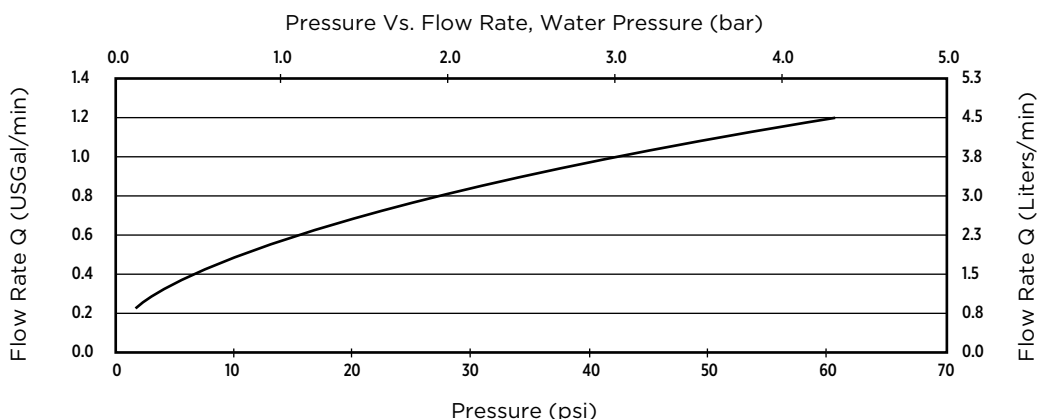
Maximum leak resistance \_\_\_\_\_ < .007 psi / 0.05 kPa / sec.

Maximum axial tensile resistance \_\_\_\_\_ 20 lbf.

Minimum Fitting ID \_\_\_\_\_ .113" / 2.9 mm

Maximum working pressure \_\_\_\_\_ 60 psi, 4.14 bar

Minimum Cv \_\_\_\_\_ .39



**TECHNICAL:**

Panel Mount Instructions

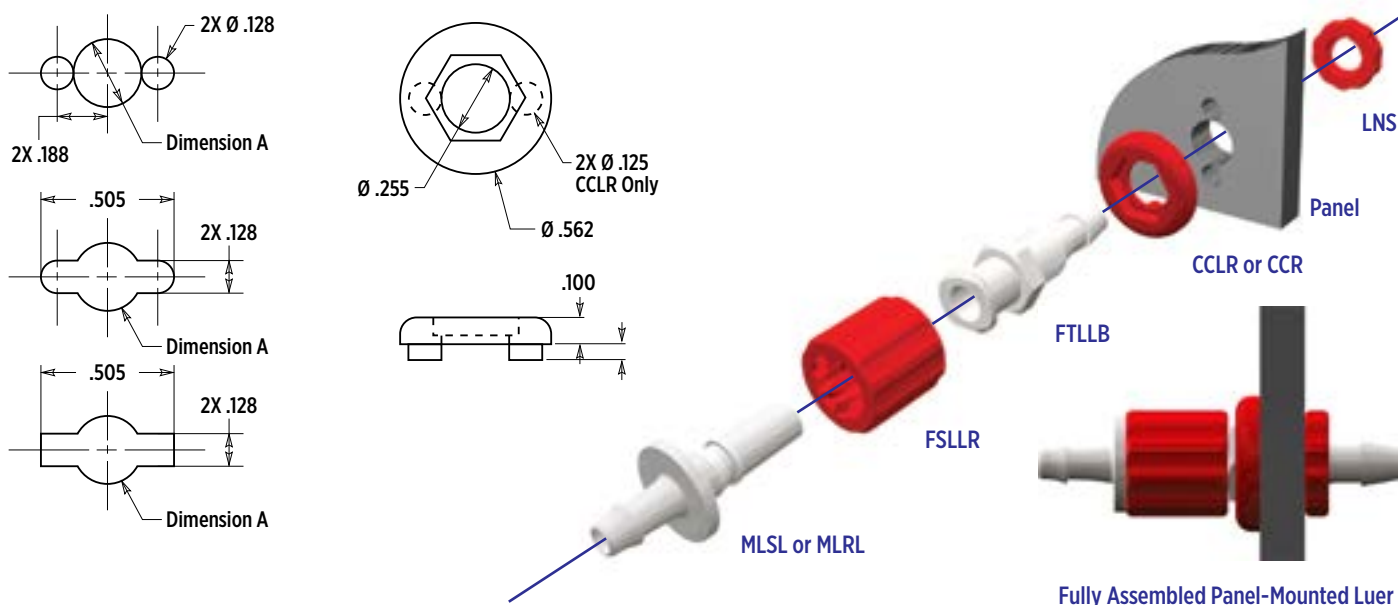
Panel-mounted female luers, in both FTLLB (thread style) and FTLB (lug style) series, are shown beginning on page 40. When used with our CCLR lock rings or CCR color coding rings and LNS lock nuts (see pages 41, 63 ), color coding of connections is easy.

The information provided here will help you mount the panel mount luers. Please note that they are intended for panel thickness of 1/16" to 1/8" (1.5 to 3 mm).

FTLLB series shown with MLSL luer, FSLLR lock ring, CCLR color coding lock ring, and LNS lock nut.

**Threaded Panel Openings:** Tap the panel with threads from tube fittings, panel mounts or BPMBs and use a CCR color coded ring. In this case, the fitting tightened into the panel prevents fitting rotation. Use an LNS lock nut for additional security; tighten snug plus 1/4 turn only.

**Non-Threaded Panel Openings:** Use any one of the three panel patterns shown below with a CCLR lock ring and LNS lock nut. Together, the panel opening and CCLR prevent the panel mount fitting from rotating. Tighten LNS snug plus 1/4 turn only.



CHEMICAL	%	TEMP C	TEMP F	ABS	ACETAL	PVDF	NYLON	POLYCARBONATE	POLYPROPYLENE	POLYSULFONE
Acetic Acid	5%	23 C	73 F	Excellent	Unsatisfactory	Excellent	Satisfactory	Satisfactory	Excellent	Excellent
Acetone	100%	50 C	122 F	Unsatisfactory	Unsatisfactory	Unsatisfactory	Satisfactory	Unsatisfactory	Excellent	Unsatisfactory
Acetophenone	100%	24 C	75 F	Satisfactory	—	Unsatisfactory	Excellent	—	Satisfactory	—
Acetylene	100%	24 C	75 F	—	—	Excellent	Excellent	—	—	—
Air	100%	82 C	180 F	Excellent	Excellent	Excellent	Excellent	—	—	Excellent
Ammonia, Liquid	100%	24 C	75 F	Satisfactory	—	Unsatisfactory	Satisfactory	Unsatisfactory	Excellent	Excellent
Ammonium Hydroxide	10%	23 C	73 F	Satisfactory	—	Excellent	Excellent	Unsatisfactory	Excellent	Excellent
Ammonium Hydroxide	10%	70 C	158 F	Unsatisfactory	—	Excellent	Unsatisfactory	Unsatisfactory	Excellent	Excellent
Barium Sulfide	100%	24 C	75 F	Excellent	Excellent	Excellent	Satisfactory	—	Excellent	—
Benzene	100%	23 C	73 F	Satisfactory	Excellent	Excellent	Excellent	Unsatisfactory	Satisfactory	Unsatisfactory
Bleach	100%	23 C	73 F	—	Unsatisfactory	Excellent	Satisfactory	Unsatisfactory	Satisfactory	Excellent
Boric Acid	7%	35 C	95 F	Excellent	Excellent	Excellent	Unsatisfactory	Excellent	Excellent	—
Calcium Carbonate	Sat. sol.	24 C	75 F	Excellent	—	Excellent	—	—	Excellent	—
Carbon Dioxide	100%	50 C	122 F	Satisfactory	Excellent	Excellent	Excellent	—	Excellent	—
Carbon Monoxide	100%	50 C	122 F	Satisfactory	—	Excellent	Excellent	—	Excellent	—
Carbon Tetrachloride	100%	50 C	122 F	Unsatisfactory	—	Excellent	Excellent	Unsatisfactory	Unsatisfactory	Unsatisfactory
Chlorine Water	Dilute	23 C	73 F	Unsatisfactory	—	Excellent	Satisfactory	Unsatisfactory	Unsatisfactory	Satisfactory
Chlorine Water	Concen.	23 C	73 F	Unsatisfactory	—	Excellent	Unsatisfactory	Unsatisfactory	Unsatisfactory	Unsatisfactory
Chlorobenzene	100%	23 C	73 F	Satisfactory	—	Excellent	Excellent	Unsatisfactory	Unsatisfactory	Unsatisfactory
Chlorofluorocarbon 11	100%	24 C	75 F	—	—	Excellent	Excellent	Satisfactory	—	Excellent
Chloroform	100%	23 C	73 F	Unsatisfactory	Satisfactory	Excellent	Satisfactory	Unsatisfactory	Unsatisfactory	Unsatisfactory
Cyclohexanone	100%	24 C	75 F	Unsatisfactory	—	Excellent	Excellent	Unsatisfactory	Satisfactory	Unsatisfactory
Dichlorethylene	100%	23 C	73 F	—	—	Excellent	Satisfactory	—	Excellent	Unsatisfactory
Ethanol	95%	50 C	122 F	Satisfactory	—	Excellent	Excellent	Satisfactory	Excellent	Satisfactory
Ethyl Acetate	95%	50 C	122 F	Satisfactory	—	Unsatisfactory	Excellent	Unsatisfactory	Satisfactory	Unsatisfactory
Ethylene Glycol	100%	23 C	73 F	Excellent	Satisfactory	Excellent	Excellent	Satisfactory	Excellent	Excellent
Ethylene Oxide	100%	24 C	75 F	Unsatisfactory	—	Excellent	Satisfactory	Satisfactory	Satisfactory	Excellent
Ethylene Oxide	100%	79 C	175 F	Unsatisfactory	—	Excellent	Unsatisfactory	Satisfactory	Unsatisfactory	Excellent
Fatty Acids	—	—	—	—	Excellent	Excellent	—	Satisfactory	Excellent	—
Fluorine	100%	23 C	73 F	Unsatisfactory	—	Excellent	Unsatisfactory	—	—	—
Formaldehyde	37%	24 C	75 F	Unsatisfactory	Excellent	Excellent	—	Unsatisfactory	Excellent	Unsatisfactory
Gasoline	100%	85 C	185 F	Excellent	Satisfactory	Excellent	Excellent	Unsatisfactory	Satisfactory	Satisfactory
Glucose	Concen.	24 C	75 F	Excellent	—	Excellent	—	—	Excellent	—
Glycerin	100%	24 C	75 F	Excellent	—	Excellent	—	Excellent	Excellent	Excellent
Hydrochloric Acid	2%	23 C	73 F	Excellent	Satisfactory	Excellent	Excellent	Excellent	Excellent	Excellent
Hydrochloric Acid	10%	25 C	77 F	Excellent	Satisfactory	Excellent	Unsatisfactory	Excellent	Excellent	Excellent
Hydrofluoric Acid	10%	23 C	73 F	Satisfactory	—	Excellent	Unsatisfactory	—	Excellent	Excellent
Hydrogen Peroxide	1%	24 C	75 F	Excellent	Unsatisfactory	Excellent	Satisfactory	Excellent	Excellent	Excellent
Hydrogen Peroxide	5%	43 C	110 F	Satisfactory	Unsatisfactory	Excellent	Unsatisfactory	Excellent	Satisfactory	Excellent
Isopropanol	70%	23 C	73 F	—	Excellent	Excellent	Excellent	Call*	Excellent	Satisfactory
Kerosene	100%	85 C	185 F	Satisfactory	—	Excellent	Excellent	Satisfactory	Satisfactory	Satisfactory
Methyl Ethyl Ketone	100%	50 C	122 F	Unsatisfactory	—	Unsatisfactory	Excellent	Unsatisfactory	Satisfactory	Unsatisfactory
Methylene Chloride	100%	23 C	73 F	Unsatisfactory	—	Excellent	Satisfactory	Unsatisfactory	Excellent	Unsatisfactory
Methanol	100%	23 C	73 F	Unsatisfactory	—	Excellent	Excellent	Satisfactory	Excellent	Satisfactory
Nitric Acid	10%	23 C	73 F	Satisfactory	—	Excellent	Unsatisfactory	Unsatisfactory	Excellent	Satisfactory
Oxygen	100%	24 C	75 F	—	—	Excellent	Satisfactory	—	—	—
Ozone	100%	43 C	110 F	Satisfactory	—	Satisfactory	Unsatisfactory	Unsatisfactory	—	—
Phenol	90%	23 C	73 F	Unsatisfactory	Unsatisfactory	Excellent	Unsatisfactory	—	Excellent	—
Phosphoric Acid	5%	98 C	208 F	Satisfactory	Unsatisfactory	Excellent	Unsatisfactory	Unsatisfactory	Excellent	Excellent
Propane	100%	23 C	73 F	Satisfactory	—	Excellent	Excellent	—	—	—
Sodium Bicarbonate	Concen.	24 C	75 F	Excellent	Excellent	Excellent	Excellent	—	Excellent	Excellent
Sodium Chloride	10%	23 C	73 F	Excellent	—	Excellent	Excellent	—	Excellent	Excellent
Sodium Chloride	Sat. sol.	24 C	75 F	Excellent	—	Excellent	Excellent	—	Excellent	Excellent
Sodium Hydroxide	10%	70 C	158 F	Satisfactory	—	Excellent	Satisfactory	—	Excellent	Excellent
Steam	—	120 C	248 F	Unsatisfactory	—	Excellent	Unsatisfactory	Unsatisfactory	Satisfactory	Excellent
Sulfuric Acid	30%	23 C	73 F	Satisfactory	Unsatisfactory	Excellent	Unsatisfactory	Excellent	Excellent	Excellent
Tetrahydrofuran	100%	23 C	73 F	Satisfactory	—	Unsatisfactory	Excellent	—	Unsatisfactory	—
Toluene	100%	50 C	122 F	Satisfactory	Unsatisfactory	Excellent	Excellent	Unsatisfactory	Unsatisfactory	Unsatisfactory
Trichloroethylene	100%	23 C	73 F	Satisfactory	—	Excellent	Satisfactory	Unsatisfactory	Unsatisfactory	Unsatisfactory
Water	100%	79 C	175 F	Excellent	—	Excellent	Excellent	Unsatisfactory	Excellent	Excellent

\* Call Value Plastics technical support to review your application and the concentration of Isopropanol that will be used.

The data presented here is for reference only. It was compiled to provide our customers with a means of comparing the characteristics of components at the time of publication. The particular conditions of your use and application of our products are beyond our control. Thus, it is imperative that you test our products in your specific application to determine their suitability. All information is provided without implied or express warranty or guarantee by Value Plastics' or other manufacturers. None of the information provided constitutes a recommendation or endorsement of any kind by Value Plastics'.

Material - Manufacturer & Grade		VP Code	Regulatory Compliance of Base Resin*		RoHS Compliant	BPA Free	DEHP Free	Animal Derivative Free*
<b>ABS (Lace White)</b> - INEOS Lustran 348-000000	<b>-81</b>		USP Class VI Certified; ISO 10993 Part I Compliant	Yes	Yes	Yes	No	
<b>ABS, MABS (Methyl Methacrylate)</b> - BASF Terluc 2802 TR	<b>-8003, SCV Series</b>		USP Class VI Certified	Yes	Yes	Yes	Yes	
<b>ABS (Sno White)</b> - INEOS Lustran 348-012002	<b>-8012</b>		USP Class VI Certified; ISO 10993 Part I Compliant	Yes	Yes	Yes	No	
<b>Acetal</b> - DuPont Delrin 500P	<b>-10</b>		21 CFR 177.2480 FDA Approved	Yes	Yes	Yes	No	
<b>Acetal Copolymer</b> - BASF Ultraform N 23020 003	<b>-1006, -1007</b>		21 CFR 177.2470 FDA Approved	Yes	Yes	Yes	No	
<b>Acrylic</b> - Cyro Cyrolite Med 2	<b>-50</b>		USP Class VI Certified; ISO 10993 Compliant; 21 CFR 177.1010 FDA Approved	Yes	Yes	Yes	Yes	
<b>Nylon (PA 66)</b> - DuPont Zytel 101F	<b>-0, -1, -2, -3, -4, -5, -06, -07, -08B, -8, -8B, -CM030</b>		21 CFR 177.1500 FDA Approved	Yes	Yes	Yes	No	
<b>Nylon (PA 66)</b> - DuPont Zytel SC310 NC010	<b>-U1, -U5, -U01, -U05</b>		USP Class VI Certified; ISO 10993 Compliant; 21 CFR 177.1500 FDA Approved	Yes	Yes	Yes	No	
<b>Nylon (Glass Reinforced)</b> - DuPont Zytel FGFES71	<b>-U71, -U75</b>		USP Class VI Certified; ISO 10993 Compliant; 21 CFR 177.1500 FDA Approved	Yes	Yes	Yes	No	
<b>Nylon (Glass Reinforced)</b> - DuPont Zytel 70G33L	<b>-7, -72</b>		21 CFR 177.1500 FDA Approved	Yes	Yes	Yes	No	
<b>Polycarbonate (Clear)</b> - Bayer Makrolon 2558 550115	<b>-9</b>		USP Class VI Certified; ISO 10993 Compliant; 21 CFR 177.1580 FDA Approved	Yes	No	Yes	No	
<b>Polycarbonate (Clear)</b> - Bayer Makrolon Rx 1805 451118	<b>-9010, SCV Series</b>		USP Class VI Certified; ISO 10993 Compliant	Yes	No	Yes	Yes	
<b>Polycarbonate (Tinted)</b> - Sabic Lexan HPS1	<b>-9024</b>		USP Class VI Certified; ISO 10993 Compliant	Yes	No	Yes	No	
<b>Polycarbonate (Tinted)</b> - Styron Calibre Megarad 2081-15	<b>-9002, DCV Series</b>		ISO 10993 Compliant	Yes	No	Yes	No	
<b>Polyethylene</b> - LyondellBasell Purell PE 1840 H	<b>SCV Series</b>		Please call for details	Yes	Yes	Yes	Yes	
<b>Polyethylene</b> - Trilliant HC5420-0002 LL Natural Resin	<b>-VP1</b>		USP Class VI Certified	Yes	Yes	Yes	Yes	
<b>Polypropylene</b> - Flint Hills P5M6K-080	<b>-6005, -6006</b>		USP Class VI Certified; 21 CFR 177.1520 FDA Approved	Yes	Yes	Yes	Yes	
<b>Polysulfone</b> - Solvay Udel P1700 CL2611	<b>-40</b>		USP Class VI Certified; ISO 10993 Compliant; 21 CFR 177.1655 FDA Approved	Yes	Yes	Yes	Yes	
<b>PVDF</b> - Arkema Kynar 1000 HD	<b>-J1A</b>		USP Class VI Certified; 21 CFR 177.2510 FDA Approved	Yes	Yes	Yes	Yes	
<b>SAN</b> - BASF 388S TR 77770	<b>SCV Series</b>		ISO 10993 Compliant	Yes	Yes	Yes	No	
<b>Silicone</b> - Wacker Elastosil LR 3003	<b>SCV Series</b>		USP Class VI Certified	Yes	Yes	Yes	Yes	

\*As determined by resin manufacturer

Material - Manufacturer & Grade	VP Code	Gamma Radiation Sterilization*	Ethylene Oxide Sterilization	Autoclave Sterilization
ABS (Lace White) - INEOS Lustran 348-000000	-81	Compatible up to 5 Mrads	Good	Not suitable due to low heat deflection temperatures
ABS, MABS (Methyl Methacrylate) - BASF Terluc 2802 TR	-8003, SCV Series	Withstands up to 5 Mrad doses without yellowing	Good	Poor; components may distort due to low heat deflection temperatures
ABS (Sno White) - INEOS Lustran 348-012002	-8012	Compatible up to 5 Mrads	Good	Not suitable due to low heat deflection temperatures
Acetal - DuPont Delrin 500P	-10	Compatible up to 1 Mrad	Excellent	Very good
Acetal Copolymer - BASF Ultratorm N 2320 003	-1006, -1007	Compatible up to 1.5 Mrads	Excellent	Very good
Acrylic - Cyro Cyrolite Med 2	-50	Very good up to commonly used doses (6 Mrads)	Excellent	Not recommended
Nylon (PA 66) - DuPont Zytel 101F	-0, -1, -2, -3, -4, -5, -06, -07	Very good; may discolor to brownish hue	Very good; some susceptibility to oxidizing agents	Very good; product may swell slightly due to water absorption
Nylon (PA 66) - DuPont Zytel SC310 NC010	-U1, U5, -U01, -U05	Very good; may discolor to brownish hue	Very good; some susceptibility to oxidizing agents	Very good; product may swell slightly due to water absorption
Nylon (Glass Reinforced) - DuPont Zytel 70G30L	-U71, -U75	Very good; may discolor to brownish hue	Very good; some susceptibility to oxidizing agents	Excellent
Nylon (Glass Reinforced) - DuPont Zytel 70G53L	-72	Very good; may discolor to brownish hue	Very good; some susceptibility to oxidizing agents	Excellent
Polycarbonate (Clear) - Bayer Makrolon 2558 550115	-9	Compatible up to 10 Mrads with minor loss of physical properties; will discolor to yellow-green hue	Highly compatible	Poor; may craze or stress crack due to molding stresses
Polycarbonate (Clear) - Bayer Makrolon Rx 1805 451118	-9010, SCV Series	Compatible up to 10 Mrads with minor loss of physical properties; may discolor slightly dependent upon dose/number of cycles	Highly compatible	Poor; may craze or stress crack due to molding stresses
Polycarbonate (Tinted) - Sabic Lexan HPS1	-9024	Highly compatible with reduced color shift when compared to unstabilized polycarbonate resins	Highly compatible	Not recommended
Polycarbonate (Tinted) - Styron Calibre Megarad 2081-15	-9002, DCV Series	Excellent up to 10 Mrads with minor loss of physical properties; light violet hue turns clear upon sterilization	Highly compatible	Not recommended
Polyethylene - LyondellBasell Purell PE 1840 H	SCV Series	Compatible up to 5 Mrads	Highly compatible	Not recommended
Polyethylene - Trilliant HCS420-0002 LL Natural Resin	-VP1	Highly compatible	Highly compatible	Not recommended
Polypropylene - Flint Hills P5M6K-080	-6005, -6006	Very good to commonly used sterilization doses (6 Mrads)	Highly compatible	Poor; components may distort due to low heat deflection temperatures
Polysulfone - Solvay Udel P1700 CL2611	-40	Highly compatible; will discolor to brownish hue	Excellent	Excellent
PVDF - Arkema Kynar 1000 HD	-J1A	Highly compatible; will discolor to brownish hue	Excellent	Highly compatible
SAN - BASF 3885 TR 77770	SCV Series	Compatible up to 5 Mrads	Good	Not suitable due to low heat deflection temperatures
Silicone - Wacker Elastosil LR 3003	SCV Series	Compatible up to 5 Mrads	Highly compatible	Very good

\*1 Megarad (Mrad) = 10 kilograys (kGy)

## TECHNICAL:

Resin Sterilization Stability

Property	ASTM Test Method	PVDF	Polycarb	Radiation Stable PC	Polypro	Nylon <sup>a</sup>	GF Nylon <sup>a</sup>	ABS	MABS	Polysulfone	Acetal
Tensile Strength	D638	5,400	10,000	9,800	—	12,000	27,000	4,800	—	—	—
Elongation at Break, %	D638	100-400	120	150	375	300	3	50	12	50-100	40
Tensile Yield Strength, psi	D638	6,500	9,200	9,800	4,400	12,000	—	5,700	6,960	10,200	9,900
Flexural Modulus, kpsi	D790	360	330	350	170	410	1,300	330	—	390	450
Rockwell Hardness D	D785	—	R118	R118	R80-102	R121	—	R107	—	—	R122
Rockwell Hardness M	—	—	M75	M72	—	M79	M101	—	—	M69	M89
Shore Hardness D	D2240	D76-80	—	—	—	—	—	—	—	—	—
Coef. of Linear 10-5 in/in/°F	D696	7.6	3.9	3.8	—	4	1.3	5.5	—	3.1	—
Deflection Temp°F @264psi	D648	244	266	252	—	194	480	173	194	345	216
Deflection Temp°F @66psi	D648	—	273	—	190	455	—	—	201	358	332
Water Absorption, %, 24 h	D570	0.015	0.15	0.15	0	1.2	0.7	0.25- 0.40	0.7	0.3	0.4
Izod Impact, (Notched) ft-lb/in	D256	3.1	16.0	14.0	0.5	1.0	2.2	6.0	1.31	1.3	—

The data presented here is for reference only. It was compiled to provide our customers with a means of comparing the characteristics of components at the time of publication. The particular conditions of your use and application of our products are beyond our control. Thus, it is imperative that you test our products in your specific application to determine their suitability. All information is provided without implied or express warranty or guarantee by Value Plastics® or other manufacturers. None of the information provided constitutes a recommendation or endorsement of any kind by Value Plastics®.

**TECHNICAL:**  
Trademarks

**Trademark** **1,428,380**



Corporate Trademark. The stylized design associated with Value Plastics® products and services.

To protect our intellectual property and our customers, it is important to be aware of the patents and trademarks that apply to our products. Look for the Value Plastics logo (V) to ensure you do not mistakenly use a poor quality counterfeit of a Value Plastics® fitting, thereby jeopardizing the integrity and quality of your product.

- BioClamp® is a registered trademark of BioPure Technology Ltd.
- BioValve® is a registered trademark of BioPure Technology Ltd.
- C-Flex® is a registered trademark of Consolidated Polymer Technologies, Inc.
- CYROLITE® Protect is a registered trademark of Evonik Corporation
- Dinamap® is a registered trademark of GE Healthcare
- Equistar® is a registered trademark of Equistar Chemicals
- Kynar® is a registered trademark of Atochem Atofina North America, Inc.
- Lubrizol® is a registered trademark of The Lubrizol Corporation
- Teknor® is a registered trademark of Teknor Apex Company
- Tuf-Flex® is a registered trademark of Rubber Fab Technologies Group

One or more components contained in this catalog may be covered by B. Braun OEM Division patents and trademarks. Patent numbers: 4,246,932; 4,535,820; 4,683,916.

©2014 Value Plastics, Inc. All rights reserved. No part of this catalog may be reproduced without the express consent of Value Plastics, Inc. All terms are current as of January 1, 2014 and are subject to change without notice.

**Trademark** **1,887,178**

VALUE PLASTICS®

Corporate Trademark.

**Trademark** **3,838,623**

**BUILD-A-PART®**

Trademark for our non-metal bondable fittings

**Trademark** **1,727,081**

**TUBESETTER®**

Trademark for our rapid assembly devices

**OTHER TRADEMARKS**

- 1,827,467
- 1,817,921
- 1,817,922
- 2,655,263
- 2,616,170
- 2,535,232
- 2,535,234

3PF210.....	62	5050.....	52	BDJ16.....	77
3PF220.....	62	5060.....	55	BDJ17.....	77
3PF230.....	62	6060.....	52	BDJ18.....	77
4PDL210.....	62	16210.....	73	BDJ19.....	77
4PDL220.....	63	16220.....	73	BDJ20.....	77
4PDL230.....	63	16230.....	73	BDJ21.....	77
4PLL210.....	63	16240.....	73	BDJ22.....	77
4PLL220.....	63	16250.....	73	BDM16.....	79
4PLL230.....	63	16410.....	73	BDM18.....	79
4PX210.....	62	16420.....	73	BDMD.....	78
4PX220.....	62	16430.....	73	BDMFTLL.....	78
4PX230.....	62	16445.....	73	BDMK.....	79
6PDT210.....	63	16450.....	73	BDML210.....	78
6PDT220.....	63	18210.....	74	BDML220.....	78
6PDT230.....	63	18220.....	74	BDML230.....	78
6PTT210.....	63	18230.....	74	BDML410.....	78
6PTT220.....	63	18240.....	74	BDML420.....	78
6PTT230.....	63	18410.....	74	BDML430.....	78
14MTLL.....	41	18420.....	74	BDMM6.....	79
18FTLL.....	42	18430.....	74	BDMMTL.....	78
18L230.....	75	18445.....	74	BDMR210.....	78
18L250.....	75	AA.....	51	BDMR220.....	78
18L260.....	75	ABR004.....	71	BDMR230.....	78
18LFTLL.....	42	ABR007.....	71	BDMR240.....	78
18MTLL.....	41	ABR013.....	71	BDMR410.....	78
18T250.....	75	ABSML.....	41	BDMR420.....	78
18T260.....	75	AC.....	53	BDMR430.....	78
920PS.....	85	AD.....	53	BDMR445.....	78
930AS.....	85	AF7500077.....	82	BDMRP.....	78
930BIA.....	85	AF7500311.....	82	BOMS.....	79
930JS.....	85	AF7500506.....	82	BDMT210.....	79
1040.....	53	AF7500584.....	82	BDMT220.....	79
1050.....	53	AF7500753.....	82	BDMT230.....	79
1401.....	75	Assorted Designer Kit.....	83	BDMT410.....	79
1402.....	75	B.....	67	BDMT420.....	79
1600.....	73	Bag Ports.....	28	BDMT430.....	79
1610.....	73	Barb Dimensions.....	87	BDMX.....	79
1620.....	73	Barbed Check Valves.....	20	BioPharm Designer Kit.....	84
1630.....	73	Barb Performance.....	88	BioProcess Fittings.....	24
1640.....	73	BDF16.....	79	BioValve®.....	33
1650.....	73	BDF18.....	79	Blood Pressure Connectors.....	44
1800.....	75	BDFM6.....	79	Blood Pressure Designer Kit.....	84
1801.....	75	BDFS.....	79	BPA013.....	46
1802.....	75	BDJ01.....	77	BPA025.....	46
1810.....	74	BDJ02.....	77	BPA035.....	46
1820.....	74	BDJ03.....	77	BPA055.....	46
1830.....	74	BDJ04.....	77	BPAM.....	46
1840.....	74	BDJ05.....	77	BPC025.....	47
1850.....	74	BDJ06.....	77	BPC220.....	47
1860.....	74	BDJ07.....	77	BPC230.....	47
2040.....	54	BDJ08.....	77	BPC240.....	47
2050.....	54	BDJ09.....	77	BPC250.....	47
3040.....	54	BDJ10.....	77	BPCL025.....	47
3050.....	54	BDJ11.....	77	BPCL220.....	47
3060.....	54	BDJ12.....	77	BPCL230.....	47
4040.....	51	BDJ13.....	77	BPCL240.....	47
4050.....	54	BDJ14.....	77	BPCL250.....	47
4060.....	55	BDJ15.....	77	BPF220.....	45



BPF230 .....	45	DCV115 .....	21	GMN450 .....	27
BPF240 .....	45	DCV118 .....	21	GMX455 .....	27
BPF250 .....	45	DCV125 .....	21	Ink Jet Designer Kit .....	84
BPF Series Properties & Performance .....	89	DD .....	51	ISO 80369 .....	6
BPLF230 .....	45	Design Center .....	8	K10 .....	67
BPLF240 .....	45	Double Check Valves .....	21	K210 .....	67
BPLM230 .....	45	Elbow Connectors .....	56	K220 .....	67
BPLM240 .....	45	FLB035 .....	49	K230 .....	67
BPM013 .....	46	FLB055 .....	49	K240 .....	67
BPM025 .....	46	FLB065 .....	49	K410 .....	67
BPM035 .....	46	FLBP .....	49	K420 .....	67
BPM240 .....	46	FSLLR .....	36, 39	K430 .....	67
BPMB230 .....	46	FTL10 .....	38	K445 .....	67
BPMB240 .....	46	FTL20 .....	38	KFTL .....	42
BPMB250 .....	46	FTL30 .....	38	KFTLL .....	42
BPMMTLL .....	46	FTL210 .....	38	KL210 .....	68
BSFTLL .....	42	FTL220 .....	38	KL220 .....	68
BSMLRL .....	41	FTL230 .....	39	KL230 .....	68
Build-A-Part Designer Kit .....	84	FTL240 .....	39	KL410 .....	68
C .....	67	FTLB210 .....	43	KL420 .....	68
CA072 .....	11	FTLB220 .....	43	KL430 .....	68
CA091 .....	40	FTLB230 .....	43	KN .....	70
CA210 .....	11	FTLC .....	39	KP .....	70
CC .....	51	FTLE .....	39	KT210 .....	69
CCLR .....	43, 65	FTLL004 .....	37	KT220 .....	69
CCR .....	43, 65	FTLL007 .....	37	KT230 .....	69
CF001 .....	11	FTLL013 .....	37	KT410 .....	69
CF015 .....	10	FTLL025 .....	38	KT420 .....	69
CF079 .....	11	FTLL035 .....	38	KT430 .....	69
CF104 .....	10	FTLL055 .....	38	L10 .....	56
CF128 .....	11	FTLL210 .....	37	L20 .....	56
CF131 .....	10	FTLL220 .....	37	L30 .....	56
CF141 .....	10	FTLL230 .....	37	L40 .....	56
CF148 .....	10	FTLL240 .....	38	L50 .....	56
CF165 .....	11	FTLL250 .....	38	L60 .....	56
CF166 .....	11	FTLL360 .....	38	L070 .....	57
CF173 .....	11	FTLL410 .....	37	L070/055 .....	58
CF202 .....	11	FTLL420 .....	37	L080 .....	57
CF210 .....	10	FTLL430 .....	37	L080/070 .....	58
CF213 .....	10	FTLL445 .....	38	L090 .....	57
CF224 .....	10	FTLL450 .....	38	L100 .....	57
CF226 .....	10	FTLLB210 .....	42	L100/080 .....	58
CF229 .....	47	FTLLB220 .....	42	L110 .....	57
CF230 .....	47	FTLLB230 .....	42	L110/100 .....	58
CF233 .....	10	FTLLBMLRL .....	42	L210 .....	56
CF235 .....	10	FTLLC .....	39	L220 .....	56
CF239 .....	10	FTLLE .....	39	L220/210 .....	57
CF302 .....	11	FTLLP .....	40	L230 .....	56
CF322 .....	10	FTLLSB004 .....	38	L230/210 .....	57
CF494 .....	57	FTLLSB007 .....	38	L230/220 .....	57
Check Valves .....	18	FTLLSB013 .....	38	L410 .....	56
Chemical Resistance of Resin .....	90	FTLP .....	40	L420 .....	56
Clamps .....	25	FTLT .....	39	L420/410 .....	57
CPN75 .....	25	G40MPGR-TF150 .....	27	L430 .....	56
CPX150 .....	25	G42MPGR-TF075 .....	27	L430/220 .....	57
D .....	67	G424TRX-0200 .....	27	L430/410 .....	57
DC .....	53	G424TRX-0300 .....	27	L430/420 .....	57
DCV114 .....	21	Gaskets .....	27	L440 .....	56

L970.....	57	MLSLO13.....	36	N035/013.....	54
L975.....	57	MLSLO25.....	36	N035/025.....	54
L6110.....	57	MLSLO35.....	36	N055.....	52
Large Bore Connectors.....	49	MLSLO55.....	36	N055/013.....	54
LC34.....	39	MLSLP.....	40	N055/025.....	54
LC78.....	39	MQCF230.....	13	N055/035.....	55
LDPE01-1019C.....	82	MQCF240.....	13	N065.....	52
LDPE01-1019M.....	82	MQCF250.....	13	N065/025.....	55
LDPE01-1031C.....	82	MQCMF230.....	13	N065/035.....	55
LDPE01-1031M.....	82	MQCMF240.....	13	N065/055.....	55
LDPE01-2031M.....	82	MQCMF250.....	13	N070.....	52
LDPE01-3031M.....	82	MQCRM230.....	13	N070/013.....	55
LE87.....	39	MQCRM240.....	13	N070/055.....	55
LE7220.....	39	MQCRM250.....	13	N080.....	52
LE7230.....	40	MSL004.....	37	N080/055.....	55
LNS.....	43, 65	MSL007.....	37	N080/070.....	55
LP4.....	40	MSL013.....	37	N090.....	52
LP34.....	40	MSL025.....	37	N090/055.....	55
LT787.....	39	MSL035.....	37	N090/070.....	55
LT878.....	39	MSL055.....	37	N100.....	52
Luer Designer Kit.....	83	MTLCS.....	39	N100/080.....	55
Luers.....	34	MTLL004.....	35	N110.....	52
M6P.....	72	MTLL007.....	35	N110/100.....	55
M5210.....	72	MTLL013.....	35	N210.....	51
M5220.....	72	MTLL025.....	35	N220.....	51
M5230.....	72	MTLL035.....	35	N220/210.....	53
M5240.....	72	MTLL055.....	35	N230.....	51
M6210.....	72	MTLL210.....	35	N230/210.....	53
M6220.....	72	MTLL220.....	35	N230/220.....	53
M6230.....	72	MTLL230.....	35	N410.....	51
M6240.....	72	MTLL240.....	35	N420.....	51
M6250.....	72	MTLL250.....	35	N420/410.....	53
M6410.....	72	MTLL360.....	35	N430.....	51
M6420.....	72	MTLL410.....	35	N430/410.....	53
M6430.....	72	MTLL420.....	35	N430/420.....	53
M6445.....	72	MTLL430.....	35	N440.....	51
M6450.....	72	MTLL445.....	35	N670.....	52
Manifold Connectors.....	62	MTLL450.....	35	N670/655.....	55
Manual Tubesetter®.....	85	MTLLP.....	40	N680.....	52
MLB035.....	49	MTLP.....	40	N680/655.....	55
MLB055.....	49	MTLS210.....	37	N680/670.....	55
MLB065.....	49	MTLS220.....	37	N690.....	52
MLBC7.....	49	MTLS230.....	37	N690/655.....	55
MLBC8.....	49	MTLS240.....	37	N690/670.....	55
MLBP.....	49	MTLSP.....	40	N970.....	52
MLRL004.....	36	Multiport Connectors.....	62	N975.....	52
MLRL007.....	36	N004.....	51	N6110/6100.....	55
MLRL013.....	36	N007.....	51	Needlefree Swabable Valves.....	22
MLRL025.....	36	N007/004.....	53	NVF13VPC.....	23
MLRL035.....	36	N013.....	51	NVF20PC.....	23
MLRL055.....	36	N013/004.....	53	NVF20VPC.....	23
MLRLB210.....	43	N013/007.....	53	NVF25PC.....	23
MLRLB220.....	43	N025.....	51	NVF28PC.....	23
MLRLB230.....	43	N025/004.....	53	NVF37PC.....	23
MLRLC.....	39	N025/007.....	54	NVF41PC.....	23
MLRLP.....	40	N025/013.....	54	NVFBGPC.....	23
MLSLO04.....	36	N035.....	52	NVFBV60PC.....	23
MLSLO07.....	36	N035/007.....	54	NVFBV66PC.....	23

NVFMLLCP.....	23	S20.....	70	SFBPF3.....	29
NVFMLLPC.....	23	S30.....	71	SFMN655.....	30
NVFM LPC.....	23	S40.....	71	SFMN670.....	30
NVFSCMLLPC.....	23	S50.....	71	SFMN680.....	30
NVFTPC.....	23	S210.....	70	SFMN6100.....	30
NV FY36PC.....	23	S220.....	70	SFMNC.....	30
NV FY401CP.....	23	S230.....	70	SFMX655.....	31
NV FY401PC.....	23	S240.....	71	SFMX670.....	31
Panel Mount Instructions.....	89	S250.....	71	SFMX680.....	31
PIP10.....	64	S410.....	70	SFMX6100.....	31
PIP20.....	64	S420.....	70	SFMX6110.....	31
PIP30.....	64	S430.....	70	SFMXC.....	31
PIP40.....	64	S445.....	71	SFTL.....	42
PIP50.....	64	S450.....	71	SFTLL.....	42
PIP60.....	64	Sanitary Fittings.....	30	SILC7001657.....	82
PIP070.....	64	SBLF013.....	14	SILC7002203.....	82
PIP080.....	64	SBLF035.....	14	SILC7002593.....	82
PIP210.....	64	SBLM013.....	14	SILC7002775.....	82
PIP220.....	64	SBLM035.....	14	SILC7003139.....	82
PIP230.....	64	SBLMFBG013.....	14	SMLRL.....	41
PIP240.....	64	SBLMFBG035.....	14	SMTLL.....	41
PIP670.....	64	SBLMFGB013.....	14	SP.....	71
PIP680.....	64	SBLMFGB035.....	14	Stopcocks.....	81
PIP6100.....	64	SCV67FL/220.....	20	T10.....	58
Plug Connectors.....	64	SCV67FL/230.....	20	T013.....	58
PM2N.....	46	SCV01092.....	20	T20.....	58
PM3N.....	46	SCV03052.....	19	T30.....	58
PM4N.....	17	SCV04052.....	19	T40.....	58
PMK210.....	65	SCV05052.....	19	T055.....	58
PMK220.....	65	SCV06052.....	19	T60.....	59
PMKN.....	43, 65	SCV06248.....	19	T070.....	59
PMS230.....	65	SCV06272.....	19	T070/055.....	60
PMS230-210.....	65	SCV07052.....	19	T080.....	59
PMS230-220.....	65	SCV08053.....	20	T080/055.....	60
PMSN.....	43, 46, 65	SCV09093.....	19	T080/070.....	60
PV00-1031C.....	82	SCV10090.....	20	T100.....	59
PV00-1031M.....	82	SCV11095.....	19	T100/080.....	60
PV00-2047C.....	82	SCV12052.....	19	T110.....	59
PV00-3062C.....	82	SCV15050.....	19	T110/100.....	60
PV00-3062M.....	82	SCV16090.....	19	T210.....	58
PV00-5062C.....	82	SCV17090.....	20	T210/220.....	59
PV00-6062C.....	82	SCV21053.....	20	T210/230.....	59
Quick Connect Fittings.....	12	SCV22050.....	20	T220.....	58
RB01.....	78	SCV23050.....	20	T220/210.....	59
Reducer Connectors.....	53	SCV25052.....	20	T220/230.....	60
Resin Regulatory Status.....	91	SCV67220.....	20	T220R210.....	59
Resin Sterilization Stability.....	92	SCV67220/230.....	20	T230.....	58
RMLLR.....	78	SCV67220/ML.....	20	T230/210.....	59
RQCF655.....	12, 26	SCV67230.....	20	T230/220.....	60
RQCF670.....	26	SCV67230/220.....	20	T230R210.....	60
RQCFC.....	26	SCV67230/ML.....	20	T230R220.....	60
RQCFL655.....	26	SFBP630.....	28	T250.....	58
RQCFL670.....	26	SFBP655.....	28	T360/220.....	60
RQCFLC.....	26	SFBP670.....	28	T360/230.....	60
RQCM655.....	12, 26	SFBP680.....	29	T360/250.....	60
RQCM670.....	26	SFBP6100.....	29	T410.....	58
RQCMP.....	26	SFBP6110.....	29	T410/420.....	59
S10.....	70	SFBPFI.....	29	T410/430.....	59

T420 .....	58	VPM1060200N .....	81	Y013 .....	61
T420/410 .....	59	VPM1080303N .....	81	Y055 .....	62
T420/430 .....	60	VPM2930601N .....	80	Y070 .....	62
T420R410 .....	59	VPS3901074N .....	81	Y080 .....	62
T430 .....	58	VPS5069200N .....	81	Y090 .....	62
T430/410 .....	59	VPS5401001N .....	80	Y100 .....	62
T430/420 .....	60	VPS5401020N .....	80	Y110 .....	62
T430R410 .....	60	VPS5401036SN .....	80	Y210 .....	61
T430R420 .....	60	VPS5401068N .....	80	Y220 .....	61
T670 .....	59	X10 .....	67	Y230 .....	61
T680 .....	59	X210 .....	67	Y240 .....	61
T690 .....	59	X220 .....	67	Y250 .....	61
T970 .....	59	X230 .....	67	Y260 .....	61
T975 .....	59	X240 .....	67	Y410 .....	61
Tapered Seal Connectors .....	48	X410 .....	67	Y420 .....	61
TECS116 .....	71	X420 .....	67	Y430 .....	61
TECS118 .....	71	X430 .....	67	Y450 .....	61
Tee Connectors .....	58	X445 .....	67	Y460 .....	61
Threaded Connectors .....	66	XFTL .....	42	Y670 .....	62
Trademarks .....	93	XFTLL .....	42	Y680 .....	62
TSC2F007 .....	49	XL210 .....	68	Y Connectors .....	61
TSC2F013 .....	49	XL220 .....	68		
TSC2F035 .....	49	XL230 .....	68		
TSC2F210 .....	49	XL410 .....	68		
TSC2FB230 .....	49	XL420 .....	68		
TSC2M013 .....	48	XL430 .....	68		
TSC2M035 .....	48	XMLRL .....	41		
TSC2M210 .....	48	XMTLL .....	41		
TSC2MP .....	49	XN .....	70		
Tube-to-Tube Connectors .....	50	XP .....	70		
Tube-to-Tube Designer Kit .....	83	XQCBM755 .....	17		
Tubing .....	82	XQCBM770 .....	17		
Typical Resin Properties .....	93	XQCLM755 .....	17		
U10 .....	65	XQCLM770 .....	17		
U20 .....	65	XQCM755 .....	16		
U30 .....	65	XQCM770 .....	16		
UR00-1031C .....	82	XQCVBM755 .....	17		
UR00-1031M .....	82	XQCVBM770 .....	17		
UR00-2047C .....	82	XQCVLM755 .....	17		
VBV0500NW .....	33	XQCVM755 .....	16		
VBV1000NW .....	33	XQCVM765 .....	16		
VLP4 .....	40	XQCVM770 .....	16		
VNG075WHT .....	32	XQ Designer Kit .....	83		
VNG150WHT .....	32	XQSBF755 .....	15		
VNG200WHT .....	32	XQSBF770 .....	15		
VNG250WHT .....	32	XQSF755 .....	15		
VNG300WHT .....	32	XQSF770 .....	15		
VNG400WHT .....	32	XQSVBF755 .....	15		
VNG600WH .....	32	XQSVBF770 .....	15		
VNG800WH .....	32	XQSVF755 .....	15		
VPB0850400N .....	81	XQSVF765 .....	15		
VPB1000050N .....	81	XQSVF770 .....	15		
VPB1000055N .....	81	XT210 .....	69		
VPB1000062N .....	81	XT220 .....	69		
VPB1000079N .....	81	XT230 .....	69		
VPB1000099N .....	81	XT410 .....	69		
VPB1000110N .....	81	XT420 .....	69		
VPM0480201N .....	81	XT430 .....	69		



# VALUE PLASTICS, INC.

A NORDSON COMPANY

## United States of America

---

3325 South Timberline Road  
Fort Collins, CO 80525  
U.S.A.

**Phone:** +1 (970) 267.5200  
**Toll Free:** +1 (888) 404.5837

**sales@valueplastics.com**  
**www.valueplastics.com**

## Asia Pacific

---

P. O. Box No. 95982  
Tsim Sha Tsui Post Office  
Hong Kong

**Phone:** +011 (852) 6808.9862  
**Fax:** +011 (852) 2470.9802

**cnsales@valueplastics.com**  
**www.valueplastics.cn**

**PCV026**

D/N: 1029207 Rev. A 12/13  
PCV026/SG0114