



# VALUE PLASTICS, INC.

A NORDSON COMPANY



SERVICE QUALITY DELIVERY PROVEN PRECISION INNOVATION TRUSTED LEADERSHIP DIRECT SALES CUSTOM PARTS  
QUICK CONNECT FITTINGS SANITARY FITTINGS LUERS TUBE-TO-TUBE BLOOD PRESSURE THREADED TAPERED SEAL  
QUALITY DELIVERY PROVEN PRECISION INNOVATION TRUSTED LEADERSHIP DIRECT SALES CUSTOM PARTS SERVICE  
SOLUTIONS BUILD-A-PART QUICK CONNECT FITTINGS SANITARY FITTINGS LUERS TUBE-TO-TUBE FITTINGS  
CONDUCTED LEADERSHIP DIRECT SALES CUSTOM PARTS  
BLOOD PRESSURE THREADED

## SPECIALISTS IN FLUID CONNECTIONS

## Welcome To Value Plastics' Interactive Catalog!

In order to meet the needs of our customers, Value Plastics has chosen to develop a user-friendly tool that allows for quick and easy access to our vast selection of parts, along with their specifications and technical information. Within this PDF, you will enjoy the following features:

### Part Description And Image Hyperlinks

Click on each part to view pricing, see part drawings, and add parts to your shopping cart

### Various Messages Within Sections

These messages will link you to product line details such as datasheets and part drawings

### Online Technical Information

Use the catalog's technical charts to link to online data

### Bookmarks And Interactive Table of Contents

For easy navigation, use these tools to jump to different product lines within the catalog

### Barb Style Descriptions

Click on this section to access specifications for each style

### Material Data Panels

Refer to these side panels for definitions of part extensions and click to view material data online

### In-Text References

E-mails, page number, and website references will link you to the appropriate location

### Designer Kit Details

Click on designer kit headers to view part maps

### Interactive Index

This tool allows you to quickly access a specific part within the catalog

### Search Capabilities

Use the search tool to find keywords throughout the PDF

### Offline Access

Download the catalog and save it to your computer for quick and easy offline access!

INTRODUCTION .....	4	TUBE-TO-TUBE .....	40
WHAT'S NEW .....	5	Straight Through .....	41
VALUE PLASTICS' BARB .....	7	Straight Through Reducer .....	43
VALUE PLASTICS DESIGN CENTER .....	8	Elbow .....	46
Custom Luers .....	10	Elbow Reducer .....	47
Custom Tube-To-Tube .....	11	Tee .....	48
Custom Threaded .....	11	Tee Reducer .....	49
QUICK CONNECTS .....	12	Y .....	51
MQC Female Open Flow .....	13	Multiport .....	52
MQC Male Open Flow .....	13	Press-In Plugs .....	54
SBL Female Open Flow Straight .....	13	Ultrasonically Weldable Barbs .....	55
SBL Male Open Flow Straight .....	13	Panel Mounts .....	55
XQ Female Open Flow Straight .....	14	Panel Mount Accessories .....	55
XQ Male Open Flow Straight .....	14	THREADED .....	56
XQ Female Open Flow Panel Mount .....	14	10-32 UNF, Special Tapered Thread .....	57
XQ Male Open Flow Straight .....	14	1/4-28 UNF .....	60
XQ Female Valved Panel Mount .....	14	1/4-28 UNF Bottom Sealing .....	61
XQ Male Open Flow Straight .....	14	Metric M6x1 .....	62
XQ Male Valved Straight .....	14	Metric M5x.8 .....	62
XQ Male Open Flow Panel Mount .....	15	1/16-27 NPT .....	63
XQ Male Valved Panel Mount .....	15	1/8-27 NPT .....	64
XQ Male Open Flow Elbow .....	15	1/4-18 NPT Reducers .....	65
XQ Male Valved Elbow .....	15	BUILD-A-PART .....	66
Panel Mount Nut .....	15	Junction Blocks .....	67
CHECK VALVES .....	16	Accessories .....	68
Single Check Valves - One Way .....	16	Barbs .....	68
Single Check Valves - Anti-Siphon .....	17	Threads .....	69
Double Check Valves - Tubing Pocket Chimney Port .....	17	OTHER COMPONENTS .....	70
Double Check Valves - Female Luer Chimney Port .....	17	Check Valves .....	70
BIOPROCESSING FITTINGS .....	18	Clamps .....	70
PharmaLok Clamps .....	19	Injection Sites .....	71
Mini Flange .....	20	Stopcocks .....	71
Maxi Flange .....	21	Spikes .....	71
Mini Flange Accessories .....	22	Tubing .....	72
Maxi Flange Accessories .....	23	Designer Kits .....	73
LUERS .....	24	TUBESETTER Assembly Tool .....	75
Male .....	25	TECHNICAL INFORMATION .....	76
Female .....	27	Barb Dimensions .....	77
Adapters and Couplers .....	29	Barb Performance .....	78
Tees .....	29	BPF Series Properties & Performance Data .....	79
Elbows .....	29	Panel Mount Instructions .....	79
Plugs, Caps .....	30	Resin Information .....	80
Luer to Thread .....	31	Trademarks .....	83
Panel Mounts .....	32	Index .....	84
Panel Mount Accessories .....	33	CONTACT INFORMATION .....	90
BLOOD PRESSURE .....	34		
BPF Series .....	35		
Bayonet Male Cuff Connectors .....	35		
Bayonet Panel Mount Connectors .....	35		
Dinamap® Monitor Adapters .....	35		
BPLF 1/4 Turn Cuff Connectors .....	36		
Dinamap® Cuff Connectors .....	37		
TAPERED SEAL .....	38		
Small Bore Male .....	38		
Small Bore Female .....	38		
Large Bore Male .....	39		
Large Bore Female .....	39		
Plugs & Caps .....	39		

## Welcome to Value Plastics!

Thank you for your interest in our products. If you're a current customer, we thank you for your past support and look forward to exceeding your expectations in the future. If you're seeing us for the first time, we welcome the opportunity to earn your trust.

### What we do:

Value Plastics designs and manufactures a proprietary line of plastic connectors for low pressure fluid management applications. Products available from stock include over 4,000 different style and material combinations with tubing IDs ranging from 1/16" to 1". We also offer custom component manufacturing, tubing, select medical OEM components and our TUBESETTER® fitting inserters to facilitate device assembly.

### Where we come from:

We're located in Fort Collins, Colorado, at the base of the Rocky Mountains, 55 miles north of Denver. Our facility is state-of-the-art and self-contained from in-house product design through tooling, manufacturing, assembly and packaging. Customer support, sales and marketing resources support the world from this single facility.

### Our quality commitment to you:

We are dedicated to exceeding your expectations. We operate a quality system registered under the guidelines of ISO 9001:2008 and maintain full traceability for all our manufactured products. We welcome our customers to conduct an on-site supplier audit with the knowledge that our systems have satisfied the most demanding requirements of medical device manufacturers worldwide.

### Your assurance of VP quality:

How can you be sure that you're getting a genuine Value Plastics® fitting? Look for our logo. Molded into every component we manufacture, our logo is your assurance you are producing the highest quality items. By relying on our superior tooling and craftsmanship, you can be assured that you will have the best OEM tubing components in your products.

To protect our intellectual property and our customers, it is important to be aware of the patents and trademarks that apply to our products. Look for the Value Plastics logo (VP) to ensure you do not mistakenly use a poor quality counterfeit of a Value Plastics® fitting, thereby jeopardizing the integrity and quality of your product. Many attributes of our components are covered by patent, including but not limited to, barb, grips, function and other design features.

## Quality Management System

At Value Plastics, quality is designed in from the outset; it's not an add-on at the end of the process. Our Quality Management System is registered under the auspices of ISO 9001:2008 and passes the most stringent evaluations possible – our customers' audits. We anticipate your needs and modify our systems to exceed your expectations. Our quality and consistency help you save money through your ability to implement dock-to-stock programs.

## Design, Engineering and R&D

Value Plastics' staff of product development professionals uses the most modern equipment to design the best fluid management products available anywhere. Whether your need is for new products or custom solutions, our focus on healthcare OEM means we understand your needs and don't need to be coached to your industry requirements. Designs incorporating human factors, finite element analysis, DFMA, rapid prototyping and concurrent engineering are just some of the tools used to bring you the components you require, when you want them.

## Manufacturing Consistency

Our all-electric injection molding presses are chosen for shot-to-shot consistency and outfitted with the most up-to-date process monitoring software available. Each operator is responsible for product quality at the press and has every tool at their disposal. All molding, secondary operations and packaging take place in a controlled environment to assure component readiness for your production floor.

## Clean Room Manufacturing

All Value Plastics' products are now manufactured and packaged in an environment that meets the requirements of ISO 14644-1:1999 (E) Class 8 (Class 100,000) standards.



Value Plastics supplies the world with precision molded components, which are designed, manufactured and distributed from our facility in Fort Collins, Colorado, USA.

## What's new at Value Plastics?

Value Plastics has had some groundbreaking advances this year! Between an incredible acquisition and a variety of industry-changing innovations, Value Plastics customers have a lot to look forward to. In the following section you will find further details of these business improvements.

### A Nordson Company

We are pleased to inform you that Value Plastics is now a subsidiary of **Nordson Corporation** of Westlake, Ohio.



**Nordson** is one of the world's leading producers of precision dispensing equipment that applies adhesives, sealants, coatings and other materials in a broad range of manufacturing processes. Value Plastics will operate within Nordson's Advanced Technology Systems segment, where Nordson serves the healthcare industry with expertise in a variety of applications including biomaterial dispensing, dental molding, glucose test strip production, and catheter, stent, and pacemaker assembly. Nordson has direct operations and sales support offices in more than 30 countries. Value Plastics looks forward to leveraging this global reach and infrastructure to provide additional capabilities, products, and services that will benefit our customers.

Nordson purchases companies with the intent of investing in their technologies and growing their capabilities. Value Plastics will continue to operate as a separate entity providing the same high quality products and service you are accustomed to receiving. We believe the combination of Nordson and Value Plastics is an excellent one, and we look forward to meeting your needs with a growing portfolio of innovative products. All Value Plastics operations, including order fulfillment, customer service and technical support will continue the same way for our customers, with no immediate changes anticipated.

If you have any questions, please email the Value Plastics sales department at [sales@valueplastics.com](mailto:sales@valueplastics.com).

### PharmaLok™ Sanitary Clamps

Value Plastics' new clamp series is a revolutionary addition to the biopharm industry due to its unique, user-friendly design. The clamps can easily be closed with one hand, allowing end users the ability to work quickly and efficiently. The PharmaLok series may be found beginning on **page 19**.



### MQC Series Quick Connect Fittings

The MQC Series is an intuitive Push-to-Connect design and arguably one of the most versatile quick connect solutions on the market. With its large, ergonomic buttons and wide selection of colors, both designers and end users will embrace its unique features. Find these fittings beginning on **page 13**.



### Press-In Plugs (PIPs)

Due to increasing production volumes, companies have trended towards using larger tubing and as a result, the biopharm industry has expressed a need for larger PIP sizes - particularly 3/8" and 1/2" fittings. Value Plastics is accommodating this need and providing these parts in the industry's preferred resin, USP Class VI animal-free polypropylene. These fittings may be found on **page 54**.



### USP Class VI, Animal-Free Polypropylene

Value Plastics customers will be happy to hear that all fittings offered in our "-6" material are now also offered in our animal-free, USP Class VI certified polypropylene. Where applicable, you will find these additions next to each connector.

## What is ISO 80369

Hospitals and other healthcare facilities depend on a variety of catheters, tubing and syringes to deliver medications and other substances to patients through vascular, enteral, respiratory, epidural and intrathecal delivery systems. These delivery systems frequently employ fittings called luer connectors to link various system components. Unfortunately, because luer connectors are ubiquitous, easy-to-use and compatible between different delivery systems, clinicians can inadvertently connect wrong systems together, causing medication or other fluids to be delivered through the wrong route. Such errors can cause serious patient injuries and deaths. To further reduce the occurrence of these misconnections, the FDA is actively participating in an international effort to develop and implement standards for noninterchangeable connectors for small bore medical connectors. A joint working group established by the International Organization for Standardization (ISO) and the International Electrotechnical Commission (IEC) leads this effort to develop a series of standards for incompatible connectors. ISO 80369-1 is the first in the series of standards and establishes the applications specified below that will have their own unique connector geometries.

**ISO 80369-2:** Breathing Systems and Driving Gases

**ISO 80369-3:** Enteral and Gastric

**ISO 80369-4:** Urethral and Urinary

**ISO 80369-5:** Limb Cuff Inflation

**ISO 80369-6:** Neuraxial

**ISO 80369-7:** Intravascular (IV)

## When will it come into effect?

Each section of the ISO 80369 standard is being defined separately. Currently, ISO 80369-2 and ISO 80369-7 are the farthest along in development, yet it is difficult to say when the entire standard will be complete.

## How does it impact me?

Compliance with the ISO 80369 standard may require major changes on the part of medical device manufacturers. In the next few years, if these standards are approved it could mean new designs, new parts, new moldings and updating or replacing millions of components. While you may choose to manufacture your own custom fittings, you must consider

the significant costs associated with such an endeavor. There is also the possibility that these custom fittings may inadvertently connect with other applications' fittings that are not yet defined.

It is important to note that if this standard passes, it does not mean that luers can no longer be used in the referenced markets. Until connectors are defined and approved for each market, no definitive action can be taken.

## How can I prepare?

While the standards have not yet been completely established, the main precaution that medical device manufacturers can take to help prevent any future problems is to stay up-to-date on ISO 80369 news. Value Plastics is one of only a few connector companies worldwide actively participating on ISO 80369 committees. To keep the medical device community apprised of new developments, we have chosen to provide information in one web location. Value Plastics has set up an online resource to help medical device OEMs stay informed of the changes and updates to this standard.

To read the latest updates, subscribe to alerts, and view related resources, go to Value Plastics' online resource at [i8.valueplastics.com](http://i8.valueplastics.com).



[i8.valueplastics.com](http://i8.valueplastics.com)

## Our Single Barb Concept

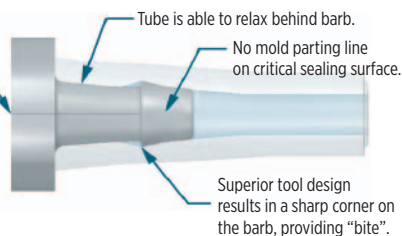
Many designers are not aware of the benefits of using a single barb versus a multi-barb fitting, but the barb design greatly affects the security of your tube connection.

Because of the shape of a barb, it is impossible to injection mold any but the first barb without a parting line. The parting line creates a potential leak path that becomes more pronounced as the tooling wears, increasing the likelihood of failure.

Two other problems exist with multiple barb fittings. First, it is impossible to fabricate tooling that creates a perfectly sharp

### SINGLE BARB MOLD PART LINE:

Placed where it can't affect critical sealing surfaces.

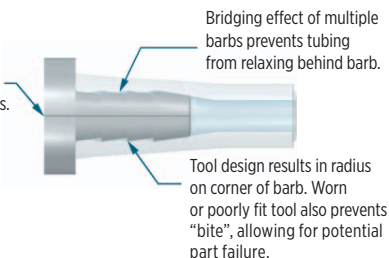


edge on each barb of a molded multi-barb fitting – a feature critical to the performance of the connection.

Second, multiple barb fittings do not allow the tubing to relax behind the first barb. Because the tubing “bridges” from barb to barb it is not allowed an uninterrupted interface with the fitting. This results in compromised pressure and tensile capacities. Value Plastics® single barb design avoids these shortcomings. Our expert tooling design assures the sharpest edge possible allowing the barb to “bite” into the tubing. Then, the cylindrical surface behind the barb allows the tubing to relax against the fitting. The result is a connection with excellent tensile and pressure performance.

### MULTI BARB MOLD PART LINE:

Potential leak path on critical sealing surfaces.



The **CLASSIC SERIES** is characterized by a longer barb that extends the sealing surface of the fitting. Tubing is expanded from 42% to 69% above its nominal ID.



The **200 SERIES** offers outstanding performance characteristics when used with flexible tubing. Tubing is expanded by 50% above its nominal ID, permitting high-pressure capabilities.



The **300 SERIES** offers outstanding performance characteristics when used with flexible tubing. Tubing is expanded by 35% above its nominal ID, permitting high-pressure capabilities in the larger tube sizes.



The **400 Series** provides easy assembly while maintaining excellent pressure and tensile capabilities. Originally created for semi-rigid tubing, this series is preferred for applications where tensile/pressure properties are not highly critical, or when ease of assembly is desired. The 400 Series expands the tubing 25% above its nominal ID.



The **500 SERIES** profile is composed of blended radii, giving it the distinct look. Each barb is designed to accommodate a range of tube sizes and tube types. Consideration should be given to flow restriction, pressure capability, and the force required for assembly of the tube.



The **600 SERIES** barbs are designed for use with silicone, C-Flex® and PVC tubing sizes commonly used in biopharm and other applications. Tubing is expanded from 18% to 34% above its nominal ID to maintain a low profile and ease of assembly, and the straight barb stem facilitates use of recommended cable tie retainers or hose clamps.



The **700 SERIES** barb is designed for use with Value Plastics' XQ Series quick connect fittings. This unique single barb is available in sizes to fit the 1/4" (6.4 mm), 5/16" (7.9 mm) and 3/8" (9.5 mm) ID tubing sizes and materials commonly used in disposable and reusable medical equipment. Reinforced PVC, unreinforced PVC and polyurethane tubing materials work well with this barb style.




The **900 SERIES** offers outstanding performance characteristics when used with flexible tubing. Tubing is expanded from 8% to 17% above its nominal ID. This barb provides high flow efficiency and excellent tensile strength. A hose clamp is recommended for this series.

The data presented here is for reference only. It was compiled to provide our customers with a means of comparing the characteristics of components at the time of publication. The particular conditions of your use and application of our products are beyond our control. Thus, it is imperative that you test our products in your specific application to determine their suitability. All information is provided without implied or expressed warranty or guarantee by Value Plastics' or other manufacturers. None of the information provided constitutes a recommendation or endorsement of any kind by Value Plastics'.

# DESIGN CENTER



*“It would have taken me two to three times as long and two to three times as much money without Value Plastics. This is who you want to work with. They have become part of our team.”*



## Fitting The World's Most Fluid Designs

How it works:

- 1 Define your product requirements:**  
Describe your application and requirements or provide us with a drawing or simple sketch. From here we can determine what details are needed and can help define the most ideal and cost-effective connector concept for your application.
- 2 Call the Design Center to explore your connector options:**  
There may be a suitable off the shelf solution or perhaps we can adapt an existing connector to your application. Often the modification of an existing mold can be significantly faster and less expensive.
- 3 Collaborate:**  
Working with your requirements, we can help walk you through the most cost effective solutions to achieve your desired performance. That may mean simply taking 2 or 3 connectors and identifying a low-cost means to roll them into a single connector.
- 4 Go-to-market:**  
As we arrive at a solution together, we closely involve your team in the design and development process to ensure that as we approach production you have everything you need for qualification to get you to market both quickly and safely. The rest is up to you!





## What happens when “off-the-shelf” just doesn’t work? The Design Center builds a new shelf!

### Your Solution. Faster. For less.

With project requirements and timelines becoming increasingly demanding, it’s critical to partner with a team who understands fluid management solutions and the rigors of today’s medical device and biotech markets. Team up with the Value Plastics Design Center for your custom connector needs, whose market leading service, quality and delivery you’ve already come to know.

### Here’s what you can expect from our Design Center and the “Specialists in Fluid Connections”:

**Save Time** – Talk to someone who understands your application requirements. The Design Center works with you to determine the most suitable material and design options to deliver the best performing product as cost-effectively as possible. We also utilize state of the art rapid prototyping techniques and in-house testing facilities to keep your project moving quickly and economically.

**Save Money** – Start with our existing product offering of over 4,000 fluid connectors, or utilize some of our existing mold configurations toward perfectly customizing a part to your application. Don’t forget, our technical and design assistance is FREE!

**Save Trouble** – Ensure that everything around your project will be done right the first time. Our dedicated and experienced staff will make sure that the finest details are covered from the time that we review your product requirements to the final product qualification.

The Design Center can also assist you in developing fluid connectors that comply to emerging standards. Value Plastics is an active member of the ISO 80369 standards group defining new standard connectors for small bore, medical device connections.

To get started today contact your Value Plastics Design Services Manager:  
**Toll Free - +1 (866) 582-0965**  
**Email - [designcenter@valueplastics.com](mailto:designcenter@valueplastics.com)**  
**[dc.valueplastics.com](http://dc.valueplastics.com)**

**CF104 (-6)**Male Luer Integral Lock Ring Plug,  $\emptyset$ .033 Orifice at Luer Tip**CF226 (-6)**

High Flow Connector to 500 Series Barb, 1/4" (6.4 mm) ID Tubing (May be used with separate rotating lock ring; CF227)

**CF304 (-6)**


High Flow Connector Body with 500 Series Barb, 3/8" (9.5 mm) ID Tubing

**CF015 (-1)**


Female Luer Lug Style Flare to M6x.75 Thread

**CF131 (-1)**


Male Luer Integral Lock Ring Plug, Closed at Grip (Short Luer)

**CF141 (-9)**Male Luer to Female Luer Thread Style Coupler ( $\emptyset$ .045 Thru Bore with  $\emptyset$ .055 Male Side Bond-in Port)**CF148 (-9002)**Male Luer to Female Luer Thread Style Coupler ( $\emptyset$ .045 Thru Bore with  $\emptyset$ .080 Male Side Bond-in Port)**CF184 (-1)**

Female Luer To Catheter Handle

**CF210 (-6)**Male Luer to Female Luer Thread Style Coupler ( $\emptyset$ .125 Center Bond-in Port)**CF213 (-3)**Male Luer Integral Lock Ring Plug, Closed at Grip ( $\emptyset$ .055 to  $\emptyset$ .060 Core)**CF224 (-9)**Male Luer Integral Lock Ring to 500 Series Barb, 5/32" (4 mm) ID Tubing ( $\emptyset$ .076 Bore)**CF233 (-6)**

Female Extended Luer Thread Style to 200 Series Barb, 1/16" (1.6 mm) ID Tubing

**CF235 (-9 -91)**Male Luer to Female Luer Thread Style Coupler ( $\emptyset$ .023 Thru Bore with  $\emptyset$ .033 Male Side Bond-in Port)**CF239 (-6)**

Male Luer Integral Lock Ring to Female Luer Thread Style Extended Coupler

**CF322 (-1)**

Female Luer Lug Style Flare to 1/4-32 UNF Thread

**-001** (various, see part description)**-06** Orange Nylon**-07** Yellow Nylon**-0** Natural Nylon**-1** White Nylon**-2** Black Nylon**-3** Red Nylon**-4** Green Nylon**-5** Blue Nylon**-6** Natural Polypropylene**-7** Glass Filled Natural Nylon**-8** Gray Nylon**-9** Clear Polycarbonate**-10** Acetal**-40** Polysulfone**-62** Black Polypropylene**-63** Red Polypropylene**-81** Lace White ABS**-91** White Polycarbonate**-1006** Natural Acetal**-1007** Black Acetal**-6005** Animal-Free Polypropylene**-6006** White Polypropylene**-8003** Natural ABS**-8012** White ABS**-9002** Rad. Stable Polycarbonate**-9010** Rad. Stable Polycarbonate**-B** Buna-N O-ring**-CM030** Dark Blue Nylon**-E** PTEE/EPDM**-EP** EPDM O-ring**-J1A** Natural Kynar PVDF**-PX** Platinum-Cured Silicone**-U71** White Class VI Glass Filled Nylon**-U75** Blue Class VI Glass Filled Nylon**-X2** Buna-N Rubber**-XO** Stainless Steel

## Resin Reference

**Pg 80** Chemical Resistance**Pg 81** Regulatory Status**Pg 82** Sterilization Stability**Pg 83** Typical Properties

## CUSTOM TUBE-TO-TUBE FITTINGS:

### CF006 (-81)

Elbow Connector with One Classic Series Barb, 1/8" (3.2 mm) Tubing



### CF079 (-1)

1/8" Tee With Blank Single Leg to 200 Series Barb, for 1/8" (3.2 mm) ID Tubing



### CF128 (-1)

Straight Through Connector for Orifice Insert, 200 Series Barbs, 1/8" (3.2 mm) ID Tubing



### CF231 (-1 -5 -J1A)

Tee Reduction Connector with 200 and 400 Series Barbs, 1/8" (3.2 mm) and 3/32" (2.4 mm) ID Tubing



### CF302 (-1)

Tee Reduction Connector with 400 Series Barbs, 1/16" (1.6 mm) and 3/32" (2.4 mm) ID Tubing



## CUSTOM THREADED:

### CF001 (-6)

Bottom Sealing 1/4-28 UNF Thread To Classic Series Barb, 1/16" (1.6 mm) ID Tubing



### CF020 (-6 -62 -63)

Custom 1/4-28 UNF Bottom Sealing Thread Tube End Coupler (Extended length) 1/8" (3.2 mm) OD Tubing



### CF022 (-2)

10-32 UNF Thread with 1/4" Hex to Classic Series Barb, 1/16" (1.6 mm) ID Tubing



### CF165 (-6)

1/4-28 UNF Thread with O-Ring Seal and 5/16" Hex to Classic Series Barb 1/16" (1.6 mm) ID Tubing



### CF166 (-6)

1/4-28 UNF Thread Plug with O-Ring Seal and 5/16" Hex



### CF173 (-6)

Bottom Sealing 1/4-28 UNF To 200 Series Barb, 3/16" (4.8 mm) ID Tubing



### CF202 (-J1A)

10-32 UNF To Tube Elbow With Custom Thread Orientation and 400 Series Barb, 3/32" (2.4 mm) ID Tubing



11

DESIGN  
CENTER

# Material Reference

-001 (various, see part description)

-06 Orange Nylon

-07 Yellow Nylon

-0 Natural Nylon

-1 White Nylon

-2 Black Nylon

-3 Red Nylon

-4 Green Nylon

-5 Blue Nylon

-6 Natural Polypropylene

-7 Glass Filled Natural Nylon

-8 Gray Nylon

-9 Clear Polycarbonate

-10 Acetal

-40 Polysulfone

-62 Black Polypropylene

-63 Red Polypropylene

-81 Lace White ABS

-91 White Polycarbonate

-1006 Natural Acetal

-1007 Black Acetal

-6005 Animal-Free Polypropylene

-6006 White Polypropylene

-8003 Natural ABS

-8012 White ABS

-9002 Rad. Stable Polycarbonate

-9010 Rad. Stable Polycarbonate

-B Buna-N O-ring

-CM030 Dark Blue Nylon

-E PTEE/EPDM

-EP EPDM O-ring

-J1A Natural Kynar PVDF

-PX Platinum-Cured Silicone

-U71 White Class VI Glass Filled Nylon

-U75 Blue Class VI Glass Filled Nylon

-X2 Buna-N Rubber

-XO Stainless Steel

## Need more details?

[Click here](#) to check out the Design Center Brochure or contact Sales at [sales@valueplastics.com](mailto:sales@valueplastics.com)

## Resin Reference

**Pg 80** Chemical Resistance

**Pg 81** Regulatory Status

**Pg 82** Sterilization Stability

**Pg 83** Typical Properties

# QUICK CONNECT

## FITTINGS



Female Open Flow Straight  
PG-13



Male Open Flow Straight  
PG-13



Female Open Flow Straight  
PG-13



Male Open Flow Straight  
PG-13



Female Open Flow Straight  
PG-14



Female Valved Straight  
PG-14



Female Open Flow Panel Mount  
PG-14



Female Valved Panel Mount  
PG-14



Male Open Flow Straight  
PG-14




Male Valved Straight  
PG-14



Male Open Flow Panel Mount  
PG-15



Male Valved Panel Mount  
PG-15



Male Open Flow Elbow  
PG-15



Male Valved Elbow  
PG-15



Value Plastics offers three distinct families of quick connect fittings (quick disconnect couplings), the MQC, SBL and XQ Series products, for applications covering 1/8" (3.2 mm) through 3/8" (9.5 mm) ID tubing.

**The MQC Series** is an easy to use Push-to-Connect design and arguably one of the most versatile quick connect solutions

# MQC

Series

on the market. With its large, ergonomic buttons and wide selection of colors, both designers and end users will embrace its unique features. The MQC Series of connectors are available in nylon and fit 1/8" (3.2 mm), 5/32" (4.0 mm) and 3/16" (4.8 mm) ID tubing. Between its versatility, one-of-a-kind design, and loud "click" indicating a secure fit, misconnects will be a problem of the past!

**The SBL Series** connector system is so intuitive that users just automatically know how to operate it the minute they pick it up. SBL Series quick connect fittings are cost effective and designed to meet your needs for a reusable component for small-bore applications in all fluid delivery areas. The SBL Series range is available in nylon, in two contrasting colors and fits 1/8" (3.2 mm) and 3/16" (4.8 mm) ID tubing for in-line applications.

# SBL

Series

**The XQ Series** quick connect fittings, available in open flow and with integral shutoff valves, bring performance, convenience and utility to your tubing applications. XQ Series products fit 1/4" (6.4 mm), 5/16" (7.9 mm) and 3/8" ID (9.5 mm) tubing and are produced in acetal and polypropylene in five basic configurations - in-line male, in-line female, male panel mount, female panel mount and elbow. For versatility, durable XQ Series couplings interchange with other plastic and metal button-type couplings. Bring performance and service to your tubing applications by specifying XQ Series quick connects.

# XQ

Series

## MQC SERIES: Female Open Flow

### MQCF230 (-1 -2 -3 -4 -5 -8)

Dual Latch Quick Connect Female 200 Series Barb 1/8" (3.2 mm) ID Tubing



### MQCF240 (-1 -2 -3 -4 -5 -8)

Dual Latch Quick Connect Female 200 Series Barb 5/32" (4.0 mm) ID Tubing



### MQCF250 (-1 -2 -3 -4 -5 -8)

Dual Latch Quick Connect Female 200 Series Barb 3/16" (4.8 mm) ID Tubing



## MQC Series: Male Open Flow

### MQCRM230 (-001 -002 -003 -004 -005 -08B) Nylon, Buna-N O Ring

Dual Latch Quick Connect Male 200 Series Barb 1/8" (3.2 mm) ID Tubing



### MQCRM240 (-001 -002 -003 -004 -005 -08B) Nylon, Buna-N O Ring

Dual Latch Quick Connect Male 200 Series Barb 5/32" (4.0 mm) ID Tubing



### MQCRM250 (-001 -002 -003 -004 -005 -08B) Nylon, Buna-N O Ring

Dual Latch Quick Connect Male 200 Series Barb 3/16" (4.8 mm) ID Tubing



## SBL SERIES: Female Open Flow

### SBLF013 (-1 -2 -8 -CM030)

Side Latch Quick Connect Female 500 Series Barb, 1/8" (3.2 mm) ID Tubing



### SBLF035 (-1 -2 -8 -CM030)

Side Latch Quick Connect Female 500 Series Barb, 3/16" (4.8 mm) ID Tubing



## SBL Series: Male Open Flow

### SBLM013 (-001 -002 -004 -005) Nylon, Buna-N O Ring

Side Latch Quick Connect Male 500 Series Barb, 1/8" (3.2 mm) ID Tubing



### SBLM035 (-001 -002 -004 -005) Nylon, Buna-N O Ring

Side Latch Quick Connect Male 500 Series Barb, 3/16" (4.8 mm) ID Tubing



## Need more details?

[Click here](#) to check out the MQC, SBL, and XQ Datasheets or contact Sales at [sales@valueplastics.com](mailto:sales@valueplastics.com)

13

# Material Reference

QUICK  
CONNECTS

- 001 (various, see part description)
- 06 Orange Nylon
- 07 Yellow Nylon
- 0 Natural Nylon
- 1 White Nylon
- 2 Black Nylon
- 3 Red Nylon
- 4 Green Nylon
- 5 Blue Nylon
- 6 Natural Polypropylene
- 7 Glass Filled Natural Nylon
- 8 Gray Nylon
- 9 Clear Polycarbonate
- 10 Acetal
- 40 Polysulfone
- 62 Black Polypropylene
- 63 Red Polypropylene
- 81 Lace White ABS
- 91 White Polycarbonate
- 1006 Natural Acetal
- 1007 Black Acetal
- 6005 Animal-Free Polypropylene
- 6006 White Polypropylene
- 8003 Natural ABS
- 8012 White ABS
- 9002 Rad. Stable Polycarbonate
- 9010 Rad. Stable Polycarbonate
- B Buna-N O-ring
- CM030 Dark Blue Nylon
- E PTEE/EPDM
- EP EPDM O-ring
- J1A Natural Kynar PVDF
- PX Platinum-Cured Silicone
- U71 White Class VI Glass Filled Nylon
- U75 Blue Class VI Glass Filled Nylon
- X2 Buna-N Rubber
- XO Stainless Steel

## Resin Reference

- Pg 80 Chemical Resistance
- Pg 81 Regulatory Status
- Pg 82 Sterilization Stability
- Pg 83 Typical Properties

## XQ SERIES: Female Open Flow Straight

### XQSF755 (-1006)

XQ Series Female Open Flow Connector, 700 Series Barb, 1/4" (6.4 mm) ID Tubing



### XQSF770 (-1006 -1007)

XQ Series Female Open Flow Connector, 700 Series Barb, 3/8" (9.5 mm) ID Tubing



## XQ Series: Female Valved Straight

### XQSVF755 (-1006-B -1007-B -6006-EP)

XQ Series Female Valved Connector, 700 Series Barb, 1/4" (6.4 mm) ID Tubing



### XQSVF765 (-1006-B -1007-B)

XQ Series Female Valved Connector, 700 Series Barb, 5/16" (8.0 mm) ID Tubing



### XQSVF770 (-1006-B -1007-B -6006-EP)

XQ Series Female Valved Connector, 700 Series Barb, 3/8" (9.5 mm) ID Tubing



## XQ Series: Female Open Flow Panel Mount

### XQSBF755 (-1006)

XQ Series Female Open Flow Panel Mount Connector, 700 Series Barb, 1/4" (6.4 mm) ID Tubing, Nickel-Plated Brass Hex Nut (included)



### XQSBF770 (-1006)

XQ Series Female Open Flow Panel Mount Connector, 700 Series Barb, 3/8" (9.5 mm) ID Tubing, Nickel-Plated Brass Hex Nut (included)



## XQ SERIES: Female Valved Panel Mount

### XQSVBF755 (-1006-B)

XQ Series Female Valved Panel Mount Connector, 700 Series Barb, 1/4" (6.4 mm) ID Tubing, Nickel-Plated Brass Hex Nut (included)



### XQSVBF770 (-1006-B)


XQ Series Female Valved Panel Mount Connector, 700 Series Barb, 3/8" (9.5 mm) ID Tubing, Nickel-Plated Brass Hex Nut (included)



## XQ Series: Male Open Flow Straight


### XQCM755 (-1006-B)

XQ Series Male Open Flow Connector, 700 Series Barb, 1/4" (6.4 mm) ID Tubing



### XQCM770 (-1006-B)

XQ Series Male Open Flow Connector, 700 Series Barb, 3/8" (9.5 mm) ID Tubing



## XQ Series: Male Valved Straight

### XQCVM755 (-1006-B -6006-EP)

XQ Series Male Valved Connector, 700 Series Barb, 1/4" (6.4 mm) ID Tubing



### XQCVM765 (-1006-B -1007-B)

XQ Series Male Valved Connector, 700 Series Barb, 5/16" (7.9 mm) ID Tubing



# Material Reference

- 001 (various, see part description)
- 06 Orange Nylon
- 07 Yellow Nylon
- 0 Natural Nylon
- 1 White Nylon
- 2 Black Nylon
- 3 Red Nylon
- 4 Green Nylon
- 5 Blue Nylon
- 6 Natural Polypropylene
- 7 Glass Filled Natural Nylon
- 8 Gray Nylon
- 9 Clear Polycarbonate
- 10 Acetal
- 40 Polysulfone
- 62 Black Polypropylene
- 63 Red Polypropylene
- 81 Lace White ABS
- 91 White Polycarbonate
- 1006 Natural Acetal
- 1007 Black Acetal
- 6005 Animal-Free Polypropylene
- 6006 White Polypropylene
- 8003 Natural ABS
- 8012 White ABS
- 9002 Rad. Stable Polycarbonate
- 9010 Rad. Stable Polycarbonate
- B Buna-N O-ring
- CM030 Dark Blue Nylon
- E PTEE/EPDM
- EP EPDM O-ring
- J1A Natural Kynar PVDF
- PX Platinum-Cured Silicone
- U71 White Class VI Glass Filled Nylon
- U75 Blue Class VI Glass Filled Nylon
- X2 Buna-N Rubber
- XO Stainless Steel

# Resin Reference

- Pg 80 Chemical Resistance
- Pg 81 Regulatory Status
- Pg 82 Sterilization Stability
- Pg 83 Typical Properties

## XQ SERIES: Male Valved Straight

### XQCVM770 (-1006-B -1007-B -6006-EP)


XQ Series Male Valved Connector, 700 Series Barb, 3/8" (9.5 mm) ID Tubing



## XQ Series: Male Open Flow Panel Mount


### XQCBM755 (-1006-B)

XQ Series Male Open Flow Panel Mount Connector, 700 Series Barb, 1/4" (6.4 mm) ID Tubing, Nickel-Plated Brass Hex Nut (included)



### XQCBM770 (-1006-B)


XQ Series Male Open Flow Panel Mount Connector, 700 Series Barb, 3/8" (9.5 mm) ID Tubing, Nickel-Plated Brass Hex Nut (included)



## XQ Series: Male Valved Panel Mount


### XQCVBM755 (-1006-B)

XQ Series Male Valved Panel Mount Connector, 700 Series Barb, 1/4" (6.4 mm) ID Tubing, Nickel-Plated Brass Hex Nut (included)



### XQCVBM770 (-1006-B)

XQ Series Male Valved Panel Mount Connector, 700 Series Barb, 3/8" (9.5 mm) ID Tubing, Nickel-Plated Brass Hex Nut (included)



## XQ SERIES: Male Open Flow Elbow

### XQCLM755 (-1006-B)

XQ Series Male Open Flow Elbow Connector, 700 Series Barb, 1/4" (6.4 mm) ID Tubing



### XQCLM770 (-1006-B)

XQ Series Male Open Flow Elbow Connector, 700 Series Barb, 3/8" (9.5 mm) ID Tubing



## XQ Series: Male Valved Elbow

### XQCVLM755 (-1006-B)

XQ Series Elbow Male Valved Connector, 700 Series Barbs, 1/4" (6.4 mm) ID Tubing



## XQ Series: Panel Mount Nut

### PM4N (Nickel-Plated Brass)

XQ Series 11/16-24 UNEF Panel Mount Nut



15

# Material Reference

QUICK CONNECTS


- 001 (various, see part description)
- 06 Orange Nylon
- 07 Yellow Nylon
- 0 Natural Nylon
- 1 White Nylon
- 2 Black Nylon
- 3 Red Nylon
- 4 Green Nylon
- 5 Blue Nylon
- 6 Natural Polypropylene
- 7 Glass Filled Natural Nylon
- 8 Gray Nylon
- 9 Clear Polycarbonate
- 10 Acetal
- 40 Polysulfone
- 62 Black Polypropylene
- 63 Red Polypropylene
- 81 Lace White ABS
- 91 White Polycarbonate
- 1006 Natural Acetal
- 1007 Black Acetal
- 6005 Animal-Free Polypropylene
- 6006 White Polypropylene
- 8003 Natural ABS
- 8012 White ABS
- 9002 Rad. Stable Polycarbonate
- 9010 Rad. Stable Polycarbonate
- B Buna-N O-ring
- CM030 Dark Blue Nylon
- E PTEE/EPDM
- EP EPDM O-ring
- J1A Natural Kynar PVDF
- PX Platinum-Cured Silicone
- U71 White Class VI Glass Filled Nylon
- U75 Blue Class VI Glass Filled Nylon
- X2 Buna-N Rubber
- XO Stainless Steel

# Resin Reference


- Pg 80 Chemical Resistance
- Pg 81 Regulatory Status
- Pg 82 Sterilization Stability
- Pg 83 Typical Properties

# CHECK VALVES


## One Way Check Valves PG-16




## Anti-Siphon Check Valves PG-17



## Double Check Valves, Tubing Pocket Chimney Port PG-17




## Double Check Valves, Female Luer Chimney Port PG-17



### SCV Series: One-Way Check Valve

#### SCV01092 (Blue and Clear Polycarbonate w/Silicone Diaphragm)


Check Valve, Socket for .122" (3.1 mm) ID x .165" (4.2 mm) OD Tubing x 2



Cracking Pressure:  $\leq .174$  psig  
Max. Back Pressure: 87.023 psig  
Flow Rate:  $\geq 90$ ml/min  
Flow Direction: Left to right

#### SCV08053 (White SAN w/Silicone Diaphragm w/Natural LDPE)


Check Valve, Female Locking Luer to Male Locking Luer w/Cap



Cracking Pressure:  $\leq .174$  psig  
Max. Back Pressure: 87.023 psig  
Flow Rate:  $\geq 90$ ml/min  
Flow Direction: Left to right

#### SCV10090 (Clear Polycarbonate w/Silicone Diaphragm)

Check Valve, Female Locking Luer to Pocket for .118" (3.0 mm) OD Tubing



Cracking Pressure:  $\leq .174$  psig  
Max. Back Pressure: 87.023 psig  
Flow Rate:  $\geq 90$ ml/min  
Flow Direction: Left to right

#### SCV17090 (Clear Polycarbonate w/Silicone Diaphragm)

Check Valve, Female Locking Luer to Socket for .118" (3.0 mm) ID x .161" (4.1 mm) OD Tubing



Cracking Pressure:  $\leq .174$  psig  
Max. Back Pressure: 87.023 psig  
Flow Rate:  $\geq 90$ ml/min  
Flow Direction: Left to right

#### SCV21053 (Clear and White ABS w/Silicone Diaphragm)

Check Valve, Socket for .118" (3.0 mm) ID x .161" (4.1 mm) OD Tubing x 2



Cracking Pressure:  $\leq .174$  psig  
Max. Back Pressure: 87.023 psig  
Flow Rate:  $\geq 90$ ml/min  
Flow Direction: Left to right

#### SCV22050 (Clear SAN and Clear ABS w/Silicone Diaphragm)

Check Valve, Socket for .118" (3.0 mm) ID x .161" (4.1 mm) OD to Male Locking Luer



Cracking Pressure:  $\leq .174$  psig  
Max. Back Pressure: 87.023 psig  
Flow Rate:  $\geq 90$ ml/min  
Flow Direction: Left to right

#### SCV23050 (Clear SAN w/Silicone Diaphragm)

Check Valve, Female Locking Luer to Male Locking Luer



Cracking Pressure:  $\leq .174$  psig  
Max. Back Pressure: 87.023 psig  
Flow Rate:  $\geq 90$ ml/min  
Flow Direction: Left to right

#### SCV25052 (Clear ABS and Blue SAN w/Silicone Diaphragm)

Check Valve, Stem for .157" (4.0 mm) ID Tubing to Stem for .118" (3.0 mm) ID Tubing



Cracking Pressure:  $\leq .174$  psig  
Max. Back Pressure: 87.023 psig  
Flow Rate:  $\geq 90$ ml/min  
Flow Direction: Left to right

## Material Reference

- 001 (various, see part description)
- 06 Orange Nylon
- 07 Yellow Nylon
- 0 Natural Nylon
- 1 White Nylon
- 2 Black Nylon
- 3 Red Nylon
- 4 Green Nylon
- 5 Blue Nylon
- 6 Natural Polypropylene
- 7 Glass Filled Natural Nylon
- 8 Gray Nylon
- 9 Clear Polycarbonate
- 10 Acetal
- 40 Polysulfone
- 62 Black Polypropylene
- 63 Red Polypropylene
- 81 Lace White ABS
- 91 White Polycarbonate
- 1006 Natural Acetal
- 1007 Black Acetal
- 6005 Animal-Free Polypropylene
- 6006 White Polypropylene
- 8003 Natural ABS
- 8012 White ABS
- 9002 Rad. Stable Polycarbonate
- 9010 Rad. Stable Polycarbonate
- B Buna-N O-ring
- CM030 Dark Blue Nylon
- E PTEE/EPDM
- EP EPDM O-ring
- J1A Natural Kynar PVDF
- PX Platinum-Cured Silicone
- U71 White Class VI Glass Filled Nylon
- U75 Blue Class VI Glass Filled Nylon
- X2 Buna-N Rubber
- XO Stainless Steel

## Resin Reference


- Pg 80 Chemical Resistance
- Pg 81 Regulatory Status
- Pg 82 Sterilization Stability
- Pg 83 Typical Properties



## SCV SERIES: Anti-Siphon Check Valve

### SCV03052 (Clear and Blue ABS w/Silicone Diaphragm)

Check Valve, Pocket for .165" (4.2 mm) OD Tubing to Socket Fitting .122" (3.1 mm) ID x .165" (4.2 mm) OD Tubing



Cracking Pressure: 1.450-4.351 psig  
Max. Back Pressure: 304.579 psig, max 30 sec.  
Flow Rate: max 200 ml/min  
Flow Direction: Left to right

### SCV04052 (Clear and Blue SAN w/Silicone Diaphragm)

Check Valve, Female Locking Luer to Male Locking Luer



Cracking Pressure: 1.450-4.351 psig  
Max. Back Pressure: 304.579 psig, max 30 sec.  
Flow Rate: max 200 ml/min  
Flow Direction: Left to right

### SCV05052 (Clear SAN and Blue Acrylic w/Silicone Diaphragm)


Check Valve, Pocket for .165" (4.2 mm) OD Tubing to Male Locking Luer



Cracking Pressure: 1.450-4.351 psig  
Max. Back Pressure: 304.579 psig, max 30 sec.  
Flow Rate: max 200 ml/min  
Flow Direction: Left to right

### SCV06052 (Clear and Blue ABS w/Silicone Diaphragm)

Check Valve, Female Locking Luer to Socket for .122" (3.1 mm) ID to .165" (4.2 mm) OD Tubing



Cracking Pressure: 1.450-4.351 psig  
Max. Back Pressure: 304.579 psig, max 30 sec.  
Flow Rate: max 200 ml/min  
Flow Direction: Left to right

### SCV07052 (Clear ABS and Blue SAN w/Silicone Diaphragm)


Check Valve, Pocket for .122" (3.1 mm) OD Tubing to Male Locking Luer



Cracking Pressure: 1.450-4.351 psig  
Max. Back Pressure: 87.023 psig  
Flow Rate: max 200 ml/min  
Flow Direction: Left to right

### SCV09093 (Clear and White Polycarbonate w/Silicone Diaphragm)


Check Valve, Female Locking Luer to Pocket for .118" (3.0 mm) OD Tubing



Cracking Pressure: 1.450-4.351 psig  
Max. Back Pressure: 87.023 psig  
Flow Rate: max 200 ml/min  
Flow Direction: Left to right

### SCV11095 (Clear and Green Polycarbonate w/Silicone Diaphragm)


Check Valve, Female Locking Luer to Pocket for .098" (2.5 mm) OD Tubing



Cracking Pressure: 1.450-4.351 psig  
Max. Back Pressure: 87.023 psig  
Flow Rate: max 200 ml/min  
Flow Direction: Left to right

### SCV12052 (White and Blue SAN w/Silicone Diaphragm)

Check Valve, Female Locking Luer to Male Locking Luer



Cracking Pressure: 1.450-4.351 psig  
Max. Back Pressure: 87.023 psig  
Flow Rate: max 200 ml/min  
Flow Direction: Left to right

### SCV15050 (Clear ABS and Clear SAN w/Silicone Diaphragm)

Check Valve, Pocket for .165" (4.2 mm) OD Tubing to Male Locking Luer




Cracking Pressure: 1.450-4.351 psig  
Max. Back Pressure: 87.023 psig  
Flow Rate: max 200 ml/min  
Flow Direction: Left to right

## SCV SERIES: Anti-Siphon Check Valve

### SCV16090 (Clear Polycarbonate w/Silicone Diaphragm)

Check Valve, Female Locking Luer to Pocket for .118" (3.0 mm) OD Tubing



Cracking Pressure: 1.450-4.351 psig  
Max. Back Pressure: 87.023 psig  
Flow Rate: max 200 ml/min  
Flow Direction: Left to right

## DCV Series:

Double Check Valve, Tubing Pocket Chimney Port

### DCV114 (-001) Radiation-Stable Polycarbonate


Double Check Valve, Tubing Pocket Chimney Port



Cracking Pressure: 2-5 psi

### DCV115 (-001) Radiation-Stable Polycarbonate

Double Check Valve, Tubing Pocket Chimney Port, Rotating Luer Lock Exit Port



Cracking Pressure: 2-5 psi

## DCV Series:

Double Check Valve, Female Luer Chimney Port

### DCV118 (-001) Radiation-Stable Polycarbonate


Double Check Valve, Female Luer Chimney Port



Cracking Pressure: 2-5 psi

### DCV125 (-001) Radiation-Stable Polycarbonate

Double Check Valve, Female Luer Chimney Port, Rotating Luer Lock Exit Port



Cracking Pressure: 2-5 psi

## Need more details?

[Click here](#) and check out the SCV and DCV Datasheets or contact Sales at [sales@valueplastics.com](mailto:sales@valueplastics.com)

- 001 (various, see part description)
- 06 Orange Nylon
- 07 Yellow Nylon
- 0 Natural Nylon
- 1 White Nylon
- 2 Black Nylon
- 3 Red Nylon
- 4 Green Nylon
- 5 Blue Nylon
- 6 Natural Polypropylene
- 7 Glass Filled Natural Nylon
- 8 Gray Nylon
- 9 Clear Polycarbonate
- 10 Acetal
- 40 Polysulfone
- 62 Black Polypropylene
- 63 Red Polypropylene
- 81 Lace White ABS
- 91 White Polycarbonate
- 1006 Natural Acetal
- 1007 Black Acetal
- 6005 Animal-Free Polypropylene
- 6006 White Polypropylene
- 8003 Natural ABS
- 8012 White ABS
- 9002 Rad. Stable Polycarbonate
- 9010 Rad. Stable Polycarbonate
- B Buna-N O-ring
- CM030 Dark Blue Nylon
- E PTEE/EPDM
- EP EPDM O-ring
- J1A Natural Kynar PVDF
- PX Platinum-Cured Silicone
- U71 White Class VI Glass Filled Nylon
- U75 Blue Class VI Glass Filled Nylon
- X2 Buna-N Rubber
- XO Stainless Steel

## Resin Reference

- Pg 80 Chemical Resistance
- Pg 81 Regulatory Status
- Pg 82 Sterilization Stability
- Pg 83 Typical Properties

# BIOPROCESS

## FITTINGS

Maxi Sanitary Fitting Clamps  
PG-19



Mini Sanitary Fitting Clamps  
PG-19



Mini Flange Fittings  
PG-20



Maxi Flange Fittings  
PG-21



Mini Flange Accessories  
PG-22



Maxi Flange Accessories  
PG-23



## PHARMALOK™ Series

Value Plastics' new sanitary fitting clamp was created with the end user in mind. Easily closed with one hand, the clamp's unique and innovative design is one-of-a-kind!

The biopharmaceutical industry has made a strong move towards single-use technology so Value Plastics has developed a ground-breaking design that simplifies the assembly process by making it effortless to securely attach the fittings to bag ports and filters. Complies with ASME BPE 2009 DT-10.4 Hygienic Clamp Ferrule: Design Criteria.

### Features:

- ASME BPE 2009 DT-10.4 compliant
- Multiple colors for color coding applications
- Connects both plastic and stainless steel fittings
- Zip tie compatible
- Easy to use, one-handed closure (no tools needed)
- 360° compression
- Tamper evident
- SIP/CIP compatible

### Specifications:

**Material:** USP Class VI & ISO 11137 Certified glass-filled nylon

**Sterilization:** Gamma Radiation up to 50 kGy, Autoclavable up to 273°F (134° C) for a max of 30 min.

**Size:** .75" & 1.5", for use with "Mini" & "Maxi" flange sanitary fittings

**Operating Temperature:** -94° (-70° C) to 140° (60° C)

**Maximum Pressure:** 80 psi

# PHARMALOK SERIES: Maxi and Mini Sanitary Fitting Clamps

19

## Material Reference

### CPX150 (-U71)

Single-Use Sanitary Fitting Clamp for "Maxi" Flange, TC Version 1" to 1.5"

### CPN75 (-U71) Available 2012

Single-Use Sanitary Fitting Clamp for "Mini" Flange, TC Version .5" to .75"




### CPX150 (-U75)

Single-Use Sanitary Fitting Clamp for "Maxi" Flange, TC Version 1" to 1.5"

### CPN75 (-U75) Available 2012


Single-Use Sanitary Fitting Clamp for "Mini" Flange, TC Version .5" to .75"



BIOPROCESS FITTINGS

- 001 (various, see part description)
- 06 Orange Nylon
- 07 Yellow Nylon
- 0 Natural Nylon
- 1 White Nylon
- 2 Black Nylon
- 3 Red Nylon
- 4 Green Nylon
- 5 Blue Nylon
- 6 Natural Polypropylene
- 7 Glass Filled Natural Nylon
- 8 Gray Nylon
- 9 Clear Polycarbonate
- 10 Acetal
- 40 Polysulfone
- 62 Black Polypropylene
- 63 Red Polypropylene
- 81 Lace White ABS
- 91 White Polycarbonate
- 1006 Natural Acetal
- 1007 Black Acetal
- 6005 Animal-Free Polypropylene
- 6006 White Polypropylene
- 8003 Natural ABS
- 8012 White ABS
- 9002 Rad. Stable Polycarbonate
- 9010 Rad. Stable Polycarbonate
- B Buna-N O-ring
- CM030 Dark Blue Nylon
- E PTEE/EPDM
- EP EPDM O-ring
- J1A Natural Kynar PVDF
- PX Platinum-Cured Silicone
- U71 White Class VI Glass Filled Nylon
- U75 Blue Class VI Glass Filled Nylon
- X2 Buna-N Rubber
- XO Stainless Steel

**1. 2. 3. Done!**



## Resin Reference

- Pg 80 Chemical Resistance
- Pg 81 Regulatory Status
- Pg 82 Sterilization Stability
- Pg 83 Typical Properties

# SF Series

The **SF Series** sanitary fittings are based on design concepts calling for a heavy-duty part with superior side load strength, while providing superior flow-through characteristics, making them the connectors of choice for single-use bioprocesses. Pharmaceutical professionals find these plastic fittings offer all the benefits of disposable parts while offering performance capabilities not found in earlier versions of flanged fittings.

## Features & Benefits

- **Animal-free materials:** No BSE documentation required
- **Radiused flow surfaces:** Smooth uninterrupted flow
- **“Mini” & “Maxi” sizes:** Easy to retrofit current operations, works with commercially available biopharm clamps
- **No Particulate build-up:** Interior surface controlled to 15 Ra microinch

## Specifications

**Materials:** Animal-Free Polypropylene, Natural PVDF

**Tubing Sizes:** 1/4”, 3/8”, 1/2”, 3/4”, 1”

**Leak Resistance:** Tested at 80 psi air under water for 90 seconds with no leaks

### Tubing Removal Force:

- 1/4” PP with C-Flex® shore A tubing: 21 lbs.
- 1/2” PP with C-Flex® shore A tubing: 89 lbs.
- 1” PP with C-Flex® shore A tubing: 121 lbs.

**Interior Surface Finish:** 15 Ra Microinch

### SFMN655 (-6005 -J1A)

Sanitary Fitting, Mini Flange to 600 Series Barb, 1/4” (6.4 mm) Tubing ID




### SFMN670 (-6005 -J1A)

Sanitary Fitting, Mini Flange to 600 Series Barb, 3/8” (9.5 mm) Tubing ID




### SFMN680 (-6005 -J1A)

Sanitary Fitting, Mini Flange to 600 Series Barb, 1/2” (12.7 mm) Tubing ID



### SFMN6100 (-6005 -J1A)

Sanitary Fitting, Mini Flange to 600 Series Barb, 3/4” (19.0 mm) Tubing ID



- 001 (various, see part description)
- 06 Orange Nylon
- 07 Yellow Nylon
- 0 Natural Nylon
- 1 White Nylon
- 2 Black Nylon
- 3 Red Nylon
- 4 Green Nylon
- 5 Blue Nylon
- 6 Natural Polypropylene
- 7 Glass Filled Natural Nylon
- 8 Gray Nylon
- 9 Clear Polycarbonate
- 10 Acetal
- 40 Polysulfone
- 62 Black Polypropylene
- 63 Red Polypropylene
- 81 Lace White ABS
- 91 White Polycarbonate
- 1006 Natural Acetal
- 1007 Black Acetal
- 6005 Animal-Free Polypropylene
- 6006 White Polypropylene
- 8003 Natural ABS
- 8012 White ABS
- 9002 Rad. Stable Polycarbonate
- 9010 Rad. Stable Polycarbonate
- B Buna-N O-ring
- CM030 Dark Blue Nylon
- E PTEE/EPDM
- EP EPDM O-ring
- J1A Natural Kynar PVDF
- PX Platinum-Cured Silicone
- U71 White Class VI Glass Filled Nylon
- U75 Blue Class VI Glass Filled Nylon
- X2 Buna-N Rubber
- XO Stainless Steel

## Did you know?

You can find large bore 3/8” to 1” Tube-To-Tube fittings for your BioProcess needs starting on **PG-42**.

## Resin Reference

- Pg 80** Chemical Resistance
- Pg 81** Regulatory Status
- Pg 82** Sterilization Stability
- Pg 83** Typical Properties


**SFMX655 (-6005 -J1A)**

Sanitary Fitting, Maxi Flange to 600 Series Barb, 1/4" (6.4 mm) Tubing ID



**SFMX6100 (-6005 -J1A)**

Sanitary Fitting, Maxi Flange to 600 Series Barb, 3/4" (19.0 mm) Tubing ID




**SFMX670 (-6005 -J1A)**

Sanitary Fitting, Maxi Flange to 600 Series Barb, 3/8" (9.5 mm) Tubing ID




**SFMX6110 (-6005 -J1A)**

Sanitary Fitting, Maxi Flange to 600 Series Barb, 1.0" (25.4 mm) Tubing ID



**SFMX680 (-6005 -J1A)**

Sanitary Fitting, Maxi Flange to 600 Series Barb, 1/2" (12.7 mm) Tubing ID



**BIOPROCESS FITTINGS**

- 001 (various, see part description)
- 06 Orange Nylon
- 07 Yellow Nylon
- 0 Natural Nylon
- 1 White Nylon
- 2 Black Nylon
- 3 Red Nylon
- 4 Green Nylon
- 5 Blue Nylon
- 6 Natural Polypropylene
- 7 Glass Filled Natural Nylon
- 8 Gray Nylon
- 9 Clear Polycarbonate
- 10 Acetal
- 40 Polysulfone
- 62 Black Polypropylene
- 63 Red Polypropylene
- 81 Lace White ABS
- 91 White Polycarbonate
- 1006 Natural Acetal
- 1007 Black Acetal
- 6005 Animal-Free Polypropylene
- 6006 White Polypropylene
- 8003 Natural ABS
- 8012 White ABS
- 9002 Rad. Stable Polycarbonate
- 9010 Rad. Stable Polycarbonate
- B Buna-N O-ring
- CM030 Dark Blue Nylon
- E PTEE/EPDM
- EP EPDM O-ring
- J1A Natural Kynar PVDF
- PX Platinum-Cured Silicone
- U71 White Class VI Glass Filled Nylon
- U75 Blue Class VI Glass Filled Nylon
- X2 Buna-N Rubber
- XO Stainless Steel

**Need more details?**

[Click here](#) to check out the SF Series Datasheets or contact Sales at [sales@valueplastics.com](mailto:sales@valueplastics.com)

**Resin Reference**

- Pg 80** Chemical Resistance
- Pg 81** Regulatory Status
- Pg 82** Sterilization Stability
- Pg 83** Typical Properties

**GMN450 (-PX)**

Molded Gasket for Mini Flange SFMN Series Fittings


**G42MPGR-TF075 (-E)**


Molded Tuf-Flex® Gasket for Mini Flange SFMN Series Fittings


**SFMNC (-6005 -J1A)**

Sanitary Fitting Mini Cap


**VBV0500NW (Glass Reinforced White Nylon)**

Pinch Valve Mini, 1/4" (6.4 mm) to 1/2" (12.7 mm) Tubing OD


**VNG075WHT (Glass Reinforced White Nylon)**

Clamp, Mini Flange, 1/2" (12.7 mm) to 3/4" (19.0 mm)



# Material Reference

- 001 (various, see part description)
- 06 Orange Nylon
- 07 Yellow Nylon
- 0 Natural Nylon
- 1 White Nylon
- 2 Black Nylon
- 3 Red Nylon
- 4 Green Nylon
- 5 Blue Nylon
- 6 Natural Polypropylene
- 7 Glass Filled Natural Nylon
- 8 Gray Nylon
- 9 Clear Polycarbonate
- 10 Acetal
- 40 Polysulfone
- 62 Black Polypropylene
- 63 Red Polypropylene
- 81 Lace White ABS
- 91 White Polycarbonate
- 1006 Natural Acetal
- 1007 Black Acetal
- 6005 Animal-Free Polypropylene
- 6006 White Polypropylene
- 8003 Natural ABS
- 8012 White ABS
- 9002 Rad. Stable Polycarbonate
- 9010 Rad. Stable Polycarbonate
- B Buna-N O-ring
- CM030 Dark Blue Nylon
- E PTEE/EPDM
- EP EPDM O-ring
- J1A Natural Kynar PVDF
- PX Platinum-Cured Silicone
- U71 White Class VI Glass Filled Nylon
- U75 Blue Class VI Glass Filled Nylon
- X2 Buna-N Rubber
- XO Stainless Steel

## Part Drawings Online!

Value Plastics provides dimensional drawings available for download for all of its fittings. [Click here](#) for immediate access!

## Resin Reference

- Pg 80** Chemical Resistance
- Pg 81** Regulatory Status
- Pg 82** Sterilization Stability
- Pg 83** Typical Properties

**GMX455 (-PX)**

Molded Gasket for Maxi Flange SFMX Series Fittings



**G40MPGR-TF150 (-E)**

Molded Tuf-Flex® Gasket for Maxi Flange SFMX Series Fittings




**SFMXC (-6005 -J1A)**

Sanitary Fitting Maxi Cap



**VBV1000NW (Glass Reinforced White Nylon)**

Pinch Valve, Maxi, 1/2" (12.7 mm) to 1" (25.4 mm)



**VNG150WHT (Glass Reinforced White Nylon)**

Clamp, Maxi Flange, 1" (25.4 mm) to 1.5" (38.1 mm)



**BIOPROCESS FITTINGS**

- 001 (various, see part description)
- 06 Orange Nylon
- 07 Yellow Nylon
- 0 Natural Nylon
- 1 White Nylon
- 2 Black Nylon
- 3 Red Nylon
- 4 Green Nylon
- 5 Blue Nylon
- 6 Natural Polypropylene
- 7 Glass Filled Natural Nylon
- 8 Gray Nylon
- 9 Clear Polycarbonate
- 10 Acetal
- 40 Polysulfone
- 62 Black Polypropylene
- 63 Red Polypropylene
- 81 Lace White ABS
- 91 White Polycarbonate
- 1006 Natural Acetal
- 1007 Black Acetal
- 6005 Animal-Free Polypropylene
- 6006 White Polypropylene
- 8003 Natural ABS
- 8012 White ABS
- 9002 Rad. Stable Polycarbonate
- 9010 Rad. Stable Polycarbonate
- B Buna-N O-ring
- CM030 Dark Blue Nylon
- E PTEE/EPDM
- EP EPDM O-ring
- J1A Natural Kynar PVDF
- PX Platinum-Cured Silicone
- U71 White Class VI Glass Filled Nylon
- U75 Blue Class VI Glass Filled Nylon
- X2 Buna-N Rubber
- XO Stainless Steel

**Resin Reference**

- Pg 80** Chemical Resistance
- Pg 81** Regulatory Status
- Pg 82** Sterilization Stability
- Pg 83** Typical Properties

# LUER CONNECTORS



Male Luers  
PG-25



Female Luers  
PG-27



Adapters  
PG-29



Couplers  
PG-29



Tees  
PG-29



Elbows  
PG-29




Plugs and Caps  
PG-30



Luer to Thread  
PG-31



Panel Mounts and Accessories  
PG-33



Custom Luer Fittings  
PG-10



## Our Luer Tapers

Value Plastics' luer tapers are made to the ISO 594-1 standard, and may be connected to other luers meeting ISO standards. Please test your application to verify the performance of the interconnection.

Value Plastics' luer fittings come in over 100 configurations and several materials for the device designer, joining tubing from 1/16" (1.6 mm) ID to 1/4" (6.4 mm) ID.

## Published ISO Design Standard

- Well understood worldwide
- Often assures interconnections without need to retrofit

## Rotating Lock Permits Tube Positioning Prior To Tightening

- Minimizes twisting and kinking of tubing

## Tapered Cone Seal

- Reliable
- Inexpensive
- Uncomplicated

## Available In Many Materials

- Facilitates optimal material selection for your application

## Inexpensive

- Facilitates single-use

## Easy To Understand

- Ease of use in field

## Many Configuration Options

- Adaptable to wide range of applications

## Security Options (Fixed Lock, Rotating Lock, No Lock)

- Tailorable to your specific application



## MALE LUER: Integral Lock Ring

### MTLL004 (-1 -2 -3 -4 -5 -06 -07 -6 -6005 -9 -9002)

Male Luer Integral Lock Ring to 500 Series Barb, 1/16" (1.6 mm) ID Tubing



### MTLL210 (-1 -2 -3 -4 -5 -06 -07 -6 -6005 -9 -9002 -J1A)

Male Luer Integral Lock Ring to 200 Series Barb, 1/16" (1.6 mm) ID Tubing



### MTLL410 (-1 -6 -9 -9002 -6005 -J1A)

Male Luer Integral Lock Ring to 400 Series Barb, 1/16" (1.6 mm) ID Tubing



### MTLL007 (-1 -2 -3 -4 -5 -06 -07 -6 -6005 -9 -9002)

Male Luer Integral Lock Ring to 500 Series Barb, 3/32" (2.4 mm) ID Tubing



### MTLL220 (-1 -2 -3 -4 -5 -06 -07 -6 -6005 -9 -9002 -J1A)

Male Luer Integral Lock Ring to 200 Series Barb, 3/32" (2.4 mm) ID Tubing



### MTLL420 (-1 -6 -6005 -9 -9002 -J1A)

Male Luer Integral Lock Ring to 400 Series Barb, 3/32" (2.4 mm) ID Tubing



### MTLL013 (-1 -2 -3 -4 -5 -06 -07 -6 -6005 -9 -9002)

Male Luer Integral Lock Ring to 500 Series Barb, 1/8" (3.2 mm) ID Tubing



### MTLL230 (-1 -2 -3 -4 -5 -06 -07 -6 -6005 -9 -9002 -J1A)

Male Luer Integral Lock Ring to 200 Series Barb, 1/8" (3.2 mm) ID Tubing



### MTLL430 (-1 -3 -6 -6005 -9 -9002 -J1A)

Male Luer Integral Lock Ring to 400 Series Barb, 1/8" (3.2 mm) ID Tubing



### MTLL025 (-1 -2 -3 -4 -5 -06 -07 -6 -6005 -9 -9002)

Male Luer Integral Lock Ring to 500 Series Barb, 5/32" (4.0 mm) ID Tubing



### MTLL240 (-1 -2 -3 -4 -5 -06 -07 -6 -6005 -9 -9002 -J1A)

Male Luer Integral Lock Ring to 200 Series Barb, 5/32" (4.0 mm) ID Tubing



### MTLL445 (-1 -6 -6005 -9 -9002 -J1A)

Male Luer Integral Lock Ring to 400 Series Barb, .170" (4.3 mm) ID Tubing



### MTLL035 (-1 -2 -3 -4 -5 -06 -07 -6 -6005 -9 -9002)

Male Luer Integral Lock Ring to 500 Series Barb, 3/16" (4.8 mm) ID Tubing



### MTLL250 (-1 -2 -3 -4 -5 -06 -07 -6 -6005 -8003 -9 -9002 -J1A)

Male Luer Integral Lock Ring to 200 Series Barb, 3/16" (4.8 mm) ID Tubing



### MTLL450 (-1 -6 -6005 -9 -9002 -J1A)

Male Luer Integral Lock Ring to 400 Series Barb, 3/16" (4.8 mm) ID Tubing



### MTLL055 (-1 -2 -3 -4 -06 -07 -6 -6005 -9 -9002)

Male Luer Integral Lock Ring to 500 Series Barb, 1/4" (6.4 mm) ID Tubing



### MTLL360 (-1 -2 -6 -6005 -9 -9002 -J1A)

Male Luer Integral Lock Ring to 300 Series Barb, 1/4" (6.4 mm) ID Tubing



25

# Material Reference

- 001 (various, see part description)
- 06 Orange Nylon
- 07 Yellow Nylon
- 0 Natural Nylon
- 1 White Nylon
- 2 Black Nylon
- 3 Red Nylon
- 4 Green Nylon
- 5 Blue Nylon
- 6 Natural Polypropylene
- 7 Glass Filled Natural Nylon
- 8 Gray Nylon
- 9 Clear Polycarbonate
- 10 Acetal
- 40 Polysulfone
- 62 Black Polypropylene
- 63 Red Polypropylene
- 81 Lace White ABS
- 91 White Polycarbonate
- 1006 Natural Acetal
- 1007 Black Acetal
- 6005 Animal-Free Polypropylene
- 6006 White Polypropylene
- 8003 Natural ABS
- 8012 White ABS
- 9002 Rad. Stable Polycarbonate
- 9010 Rad. Stable Polycarbonate
- B Buna-N O-ring
- CM030 Dark Blue Nylon
- E PTEE/EPDM
- EP EPDM O-ring
- J1A Natural Kynar PVDF
- PX Platinum-Cured Silicone
- U71 White Class VI Glass Filled Nylon
- U75 Blue Class VI Glass Filled Nylon
- X2 Buna-N Rubber
- XO Stainless Steel

LUER  
FITTINGS

## Part Drawings Online!

Value Plastics provides dimensional drawings available for download for all of its fittings. [Click here](#) for immediate access!

## Resin Reference

- Pg 80** Chemical Resistance
- Pg 81** Regulatory Status
- Pg 82** Sterilization Stability
- Pg 83** Typical Properties

**MALE LUER:**

Slip, or for use with Lock Ring

**FSLLR (-1 -2 -3 -4 -5 -06 -07 -6 -6005 -9 -9002)**

Finger Snap Luer Lock Ring

**MLRL004 (-1 -6 -6005 -9)**

Male Luer to 500 Series Barb, 1/16" (1.6 mm) ID Tubing (May be used with separate rotating lock ring; FSLLR)

**MLRL007 (-1 -6 -6005 -9)**

Male Luer to 500 Series Barb, 3/32" (2.4 mm) ID Tubing (May be used with separate rotating lock ring; FSLLR)

**MLRL013 (-1 -6 -6005 -9)**

Male Luer to 500 Series Barb, 1/8" (3.2 mm) ID Tubing (May be used with separate rotating lock ring; FSLLR)

**MLRL025 (-1 -6 -6005 -9)**

Male Luer to 500 Series Barb, 5/32" (4.0 mm) ID Tubing (May be used with separate rotating lock ring; FSLLR)

**MLRL035 (-1 -6 -6005 -9 -9002)**

Male Luer to 500 Series Barb, 3/16" (4.8 mm) ID Tubing (May be used with separate rotating lock ring; FSLLR)

**MLRL055 (-1 -6 -6005 -9)**

Male Luer to 500 Series Barb, 1/4" (6.4 mm) ID Tubing (May be used with separate rotating lock ring; FSLLR)

**MLSL004 (-1 -6 -6005 -9)**

Male Luer to 500 Series Barb, 1/16" (1.6 mm) ID Tubing (May be used with separate stationary lock ring; FSLLR)

**MLSL007 (-1 -6 -6005 -9)**

Male Luer to 500 Series Barb, 3/32" (2.4 mm) ID Tubing (May be used with separate stationary lock ring; FSLLR)

**MLSL013 (-1 -6 -6005 -9)**

Male Luer to 500 Series Barb, 1/8" (3.2 mm) ID Tubing (May be used with separate stationary lock ring; FSLLR)

**MLSL025 (-1 -6 -6005 -9)**

Male Luer to 500 Series Barb, 5/32" (4.0 mm) ID Tubing (May be used with separate stationary lock ring; FSLLR)

**MLSL035 (-1 -6 -6005 -9)**


Male Luer to 500 Series Barb, 3/16" (4.8 mm) ID Tubing (May be used with separate stationary lock ring; FSLLR)

**MLSL055 (-1 -6 -6005 -9)**

Male Luer to 500 Series Barb, 1/4" (6.4 mm) ID Tubing (May be used with separate stationary lock ring; FSLLR)

**It's a lock with Value Plastics!**

Our MLRL and MLSL Series of fittings can be used both as a slip luer or as a locking luer with the addition of our FSLLR luer lock ring, which allows color coding without flow path contact. Our MLSL/FSLLR combination results in a stationary lock ring. Use a combination of MLRL and FSLLR to create a color coded rotating lock ring.

**Material Reference**

- 001 (various, see part description)
- 06 Orange Nylon
- 07 Yellow Nylon
- 0 Natural Nylon
- 1 White Nylon
- 2 Black Nylon
- 3 Red Nylon
- 4 Green Nylon
- 5 Blue Nylon
- 6 Natural Polypropylene
- 7 Glass Filled Natural Nylon
- 8 Gray Nylon
- 9 Clear Polycarbonate
- 10 Acetal
- 40 Polysulfone
- 62 Black Polypropylene
- 63 Red Polypropylene
- 81 Lace White ABS
- 91 White Polycarbonate
- 1006 Natural Acetal
- 1007 Black Acetal
- 6005 Animal-Free Polypropylene
- 6006 White Polypropylene
- 8003 Natural ABS
- 8012 White ABS
- 9002 Rad. Stable Polycarbonate
- 9010 Rad. Stable Polycarbonate
- B Buna-N O-ring
- CM030 Dark Blue Nylon
- E PTEE/EPDM
- EP EPDM O-ring
- J1A Natural Kynar PVDF
- PX Platinum-Cured Silicone
- U71 White Class VI Glass Filled Nylon
- U75 Blue Class VI Glass Filled Nylon
- X2 Buna-N Rubber
- XO Stainless Steel

**Resin Reference**

- Pg 80 Chemical Resistance
- Pg 81 Regulatory Status
- Pg 82 Sterilization Stability
- Pg 83 Typical Properties

## MALE LUER: Slip

### MTLS210 (-1 -6 -6005 -9 -J1A)

Male Luer Slip to 200 Series Barb, 1/16" (1.6 mm) ID Tubing



### MSL004 (-1 -6 -6005 -9 -9002)

Male Luer Slip to 500 Series Barb, 1/16" (1.6 mm) ID Tubing



### MTLS220 (-1 -3 -5 -6 -6005 -81 -9 -J1A)

Male Luer Slip to 200 Series Barb, 3/32" (2.4 mm) ID Tubing



### MSL007 (-1 -6 -6005 -9 -9002)

Male Luer Slip to 500 Series Barb, 3/32" (2.4 mm) ID Tubing



### MTLS230 (-1 -3 -5 -6 -6005 -81 -9 -9002 -J1A)

Male Luer Slip to 200 Series Barb, 1/8" (3.2 mm) ID Tubing



### MSL013 (-1 -6 -6005 -9 -9002)

Male Luer Slip to 500 Series Barb, 1/8" (3.2 mm) ID Tubing



### MTLS240 (-1 -2 -5 -6 -6005 -81 -9 -J1A)

Male Luer Slip to 200 Series Barb, 5/32" (4.0 mm) ID Tubing



### MSL025 (-1 -6 -6005 -9 -9002)

Male Luer Slip to 500 Series Barb, 5/32" (4.0 mm) ID Tubing



### MSL035 (-1 -6 -6005 -9 -9002 -J1A)

Male Luer Slip to 500 Series Barb, 3/16" (4.8 mm) ID Tubing



### MSL055 (-1 -6 -6005 -9 -9002)

Male Luer Slip to 500 Series Barb, 1/4" (6.4 mm) ID Tubing



## FEMALE LUER: Thread Style

### FTLL004 (-1 -2 -3 -4 -5 -06 -07 -6 -6005 -9 -9002 -J1A)

Female Luer Thread Style to 500 Series Barb, 1/16" (1.6 mm) ID Tubing



### FTLL210 (-1 -2 -3 -4 -5 -6 -6005 -9 -9002 -J1A)

Female Luer Thread Style to 200 Series Barb, 1/16" (1.6 mm) ID Tubing



### FTLL410 (-1 -6 -6005 -9 -9002 -J1A)

Female Luer Thread Style to 400 Series Barb, 1/16" (1.6 mm) ID Tubing



### FTLL007 (-1 -2 -3 -4 -5 -06 -07 -6 -6005 -9 -9002)

Female Luer Thread Style to 500 Series Barb, 3/32" (2.4 mm) ID Tubing



### FTLL220 (-1 -2 -3 -5 -6 -6005 -9 -9002 -J1A)

Female Luer Thread Style to 200 Series Barb, 3/32" (2.4 mm) ID Tubing



### FTLL420 (-1 -6 -6005 -9 -9002 -J1A)

Female Luer Thread Style to 400 Series Barb, 3/32" (2.4 mm) ID Tubing



### FTLL013 (-1 -2 -3 -4 -5 -06 -07 -6 -6005 -9 -9002)

Female Luer Thread Style to 500 Series Barb, 1/8" (3.2 mm) ID Tubing



### FTLL230 (-1 -2 -3 -5 -6 -6005 -9 -9002 -J1A)

Female Luer Thread Style to 200 Series Barb, 1/8" (3.2 mm) ID Tubing



### FTLL430 (-1 -6 -6005 -9 -9002 -J1A)

Female Luer Thread Style to 400 Series Barb, 1/8" (3.2 mm) ID Tubing



27

# Material Reference

- 001 (various, see part description)
- 06 Orange Nylon
- 07 Yellow Nylon
- 0 Natural Nylon
- 1 White Nylon
- 2 Black Nylon
- 3 Red Nylon
- 4 Green Nylon
- 5 Blue Nylon
- 6 Natural Polypropylene
- 7 Glass Filled Natural Nylon
- 8 Gray Nylon
- 9 Clear Polycarbonate
- 10 Acetal
- 40 Polysulfone
- 62 Black Polypropylene
- 63 Red Polypropylene
- 81 Lace White ABS
- 91 White Polycarbonate
- 1006 Natural Acetal
- 1007 Black Acetal
- 6005 Animal-Free Polypropylene
- 6006 White Polypropylene
- 8003 Natural ABS
- 8012 White ABS
- 9002 Rad. Stable Polycarbonate
- 9010 Rad. Stable Polycarbonate
- B Buna-N O-ring
- CM030 Dark Blue Nylon
- E PTEE/EPDM
- EP EPDM O-ring
- J1A Natural Kynar PVDF
- PX Platinum-Cured Silicone
- U71 White Class VI Glass Filled Nylon
- U75 Blue Class VI Glass Filled Nylon
- X2 Buna-N Rubber
- XO Stainless Steel

LUER  
FITTINGS

## Resin Reference

- Pg 80 Chemical Resistance
- Pg 81 Regulatory Status
- Pg 82 Sterilization Stability
- Pg 83 Typical Properties

## FEMALE LUER: Thread Style

**FTLL025 (-1 -2 -3 -4 -5 -06 -07 -6 -6005 -9 -9002)**  
Female Luer Thread Style to 500 Series Barb, 5/32" (4.0 mm) ID Tubing



**FTLL240 (-1 -2 -3 -5 -6 -6005 -9 -9002 -J1A)**  
Female Luer Thread Style to 200 Series Barb, 5/32" (4.0 mm) ID Tubing



**FTLL445 (-1 -6 -6005 -9 -9002 -J1A)**  
Female Luer Thread Style to 400 Series Barb, .170" (4.3 mm) ID Tubing



**FTLL035 (-1 -2 -3 -4 -5 -06 -07 -6 -6005 -9 -9002 -J1A)**  
Female Luer Thread Style to 500 Series Barb, 3/16" (4.8 mm) ID Tubing



**FTLL250 (-1 -3 -5 -6 -6005 -9 -9002 -J1A)**  
Female Luer Thread Style to 200 Series Barb, 3/16" (4.8 mm) ID Tubing



**FTLL450 (-1 -6 -6005 -9 -9002 -J1A)**  
Female Luer Thread Style to 400 Series Barb, 3/16" (4.8 mm) ID Tubing



**FTLL055 (-1 -2 -3 -4 -5 -06 -07 -6 -6005 -9 -9002)**  
Female Luer Thread Style to 500 Series Barb, 1/4" (6.4 mm) ID Tubing




**FTLL360 (-1 -3 -5 -6 -6005 -9 -9002 -J1A)**  
Female Luer Thread Style to 300 Series Barb, 1/4" (6.4 mm) ID Tubing




## FEMALE LUER: Smooth Bore Thread Style


**FTLLSB004 (-1 -6 -6005 -9)**  
Female Luer Thread Style Smooth Bore to 500 Series Barb, 1/16" (1.6 mm) ID Tubing



**FTLLSB007 (-1 -4 -6 -6005 -9)**  
Female Luer Thread Style Smooth Bore to 500 Series Barb, 3/32" (2.4 mm) ID Tubing



**FTLLSB013 (-1 -6 -6005 -9)**  
Female Luer Thread Style Smooth Bore to 500 Series Barb, 1/8" (3.2 mm) ID Tubing



### Why choose a smooth bore?

Our Smooth Bore Luers have a smooth inner transition providing for easy insertion of guide wires, probes and other devices.

## FEMALE LUER: Lug Style

**FTL10 (-1 -6 -6005 -9 -J1A)**  
Female Luer Lug Style to Classic Series Barb, 1/16" (1.6 mm) ID Tubing



**FTL210 (-1 -6 -6005 -9 -J1A)**  
Female Luer Lug Style to 200 Series Barb, 1/16" (1.6 mm) ID Tubing




**FTL20 (-1 -07 -6 -6005 -81 -9 -J1A)**  
Female Luer Lug Style to Classic Series Barb, 3/32" (2.4 mm) ID Tubing



**FTL220 (-1 -3 -5 -6 -6005 -9 -J1A)**  
Female Luer Lug Style to 200 Series Barb, 3/32" (2.4 mm) ID Tubing



**FTL30 (-1 -6 -6005 -9 -J1A)**  
Female Luer Lug Style to Classic Series Barb, 1/8" (3.2 mm) ID Tubing



# Material Reference

- 001 (various, see part description)
- 06 Orange Nylon
- 07 Yellow Nylon
- 0 Natural Nylon
- 1 White Nylon
- 2 Black Nylon
- 3 Red Nylon
- 4 Green Nylon
- 5 Blue Nylon
- 6 Natural Polypropylene
- 7 Glass Filled Natural Nylon
- 8 Gray Nylon
- 9 Clear Polycarbonate
- 10 Acetal
- 40 Polysulfone
- 62 Black Polypropylene
- 63 Red Polypropylene
- 81 Lace White ABS
- 91 White Polycarbonate
- 1006 Natural Acetal
- 1007 Black Acetal
- 6005 Animal-Free Polypropylene
- 6006 White Polypropylene
- 8003 Natural ABS
- 8012 White ABS
- 9002 Rad. Stable Polycarbonate
- 9010 Rad. Stable Polycarbonate
- B Buna-N O-ring
- CM030 Dark Blue Nylon
- E PTEE/EPDM
- EP EPDM O-ring
- J1A Natural Kynar PVDF
- PX Platinum-Cured Silicone
- U71 White Class VI Glass Filled Nylon
- U75 Blue Class VI Glass Filled Nylon
- X2 Buna-N Rubber
- XO Stainless Steel

## Resin Reference

- Pg 80** Chemical Resistance
- Pg 81** Regulatory Status
- Pg 82** Sterilization Stability
- Pg 83** Typical Properties

## FEMALE LUER: Lug Style

### FTL230 (-1 -3 -5 -6 -6005 -9 -J1A)

Female Luer Lug Style to 200 Series Barb, 1/8" (3.2 mm) ID Tubing



### FTL240 (-1 -6 -6005 -9 -J1A)

Female Luer Lug Style to 200 Series Barb, 5/32" (4.0 mm) ID Tubing



## LUER:

Adapters, Couplers, and Lock Rings

### FSLLR (-1 -2 -3 -4 -5 -06 -07 -6 -6005 -9 -9002)

Finger Snap Luer Lock Ring



### MLRLC (-1 -6 -6005 -9)

Male Luer Coupler (May be used with separate rotating lock rings; FSLLR)



### MTLCS (-1 -6 -6005 -9 -J1A)

Male Luer Slip Coupler



### FTLLC (-1 -6 -6005 -9 -9002 -J1A)

Female Luer Thread Style Coupler



### FTLC (-1 -6 -6005 -9 -9002 -J1A)

Female Luer Lug Style Coupler



### LC34 (-1 -6 -6005 -9 -9002 -J1A)

Male Luer Integral Lock Ring to Female Luer Thread Style Coupler



### LC78 (-1 -6 -6005 -9 -9002 -J1A)

Male Luer to Female Luer Thread Style Coupler (May be used with separate rotating lock ring; FSLLR)



### LT878 (-1 -6 -6005 -9 -9002)

Female Luer Thread Style (2) to Male Luer Tee (May be used with separate rotating lock ring; FSLLR)



### LT787 (-1 -6 -6005 -8012 -9 -9002)

Male Luer (2) to Female Luer Thread Style Tee (May be used with separate rotating lock ring; FSLLR)



### FTLT (-1 -6 -6005 -9 -J1A)

Female Luer Lug Style Tee



### FTLLE (-1 -6 -6005 -9 -J1A)

Female Luer Thread Style Elbow



### FTLE (-1 -6 -6005 -9 -J1A)

Female Luer Lug Style Elbow



### LE87 (-1 -6 -6005 -8003 -9 -9002)

Male Luer to Female Luer Thread Style Elbow (May be used with separate rotating lock ring; FSLLR)



### LE7220 (-1 -2 -9)

Male Luer to 200 Series Barb Elbow, 3/32" (2.4 mm) ID Tubing (May be used with separate rotating lock ring; FSLLR)



- 001 (various, see part description)
- 06 Orange Nylon
- 07 Yellow Nylon
- 0 Natural Nylon
- 1 White Nylon
- 2 Black Nylon
- 3 Red Nylon
- 4 Green Nylon
- 5 Blue Nylon
- 6 Natural Polypropylene
- 7 Glass Filled Natural Nylon
- 8 Gray Nylon
- 9 Clear Polycarbonate
- 10 Acetal
- 40 Polysulfone
- 62 Black Polypropylene
- 63 Red Polypropylene
- 81 Lace White ABS
- 91 White Polycarbonate
- 1006 Natural Acetal
- 1007 Black Acetal
- 6005 Animal-Free Polypropylene
- 6006 White Polypropylene
- 8003 Natural ABS
- 8012 White ABS
- 9002 Rad. Stable Polycarbonate
- 9010 Rad. Stable Polycarbonate
- B Buna-N O-ring
- CM030 Dark Blue Nylon
- E PTEE/EPDM
- EP EPDM O-ring
- J1A Natural Kynar PVDF
- PX Platinum-Cured Silicone
- U71 White Class VI Glass Filled Nylon
- U75 Blue Class VI Glass Filled Nylon
- X2 Buna-N Rubber
- XO Stainless Steel

## Resin Reference

- Pg 80 Chemical Resistance
- Pg 81 Regulatory Status
- Pg 82 Sterilization Stability
- Pg 83 Typical Properties

**LUER:**

## Adapters, Couplers, and Lock Rings

**LE7230 (-1 -6 -6005 -9 -9010)**

Male Luer to 200 Series Barb Elbow 1/8" (3.2 mm) ID Tubing (May be used with separate rotating lock ring; FSLLR)

**CA091 (-001) Gamma Stable Polycarbonate**

Male Luer Elbow to 3/16" Classic Series Barb, (CF361-9002) with Rotating Lock Ring (FSLLR-9002)

**LUER:**

## Plugs and Caps

**MTLLP (-1 -2 -3 -07 -6 -6005 -9 -J1A)**

Male Luer Integral Lock Ring Plug, Closed at Luer Tip

**LP4 (-1 -2 -3 -4 -5 -6 -6005 -9 -9002 -J1A)**

Male Luer Integral Lock Ring Plug, Closed at Grip

**VLP4 (-1 -3 -6 -6005 -81 -J1A)**

Male Luer Integral Lock Ring Vented Plug, Closed at Grip

**MLRLP (-1 -6 -6005 -9)**

Male Luer Plug (May be used with separate rotating lock ring; FSLLR)

**MLSLP (-1 -6 -6005 -9)**

Male Luer Plug (May be used with separate stationary lock ring; FSLLR)

**MTLP (-1 -6 -6005 -9 -J1A)**

Male Luer Plug, Closed at Tether Loop (May be used with separate stationary lock ring; MLLR)

**MTLSP (-1 -6 -6005 -81 -9 -J1A)**

Male Luer Slip Plug, Closed at Grip

**FTLP (-1 -6 -6005 -9 -J1A)**

Female Luer Lug Style Cap with Tether Loop

**FTLLP (-1 -2 -3 -5 -07 -6 -6005 -81 -9 -9002 -J1A)**

Female Luer Thread Style Cap

**LP34 (-1 -3 -5 -6 -6005 -9 -9002 -J1A)**

Male Luer Integral Lock Ring to Female Luer Thread Style Plug

**Material Reference**

- 001 (various, see part description)
- 06 Orange Nylon
- 07 Yellow Nylon
- 0 Natural Nylon
- 1 White Nylon
- 2 Black Nylon
- 3 Red Nylon
- 4 Green Nylon
- 5 Blue Nylon
- 6 Natural Polypropylene
- 7 Glass Filled Natural Nylon
- 8 Gray Nylon
- 9 Clear Polycarbonate
- 10 Acetal
- 40 Polysulfone
- 62 Black Polypropylene
- 63 Red Polypropylene
- 81 Lace White ABS
- 91 White Polycarbonate
- 1006 Natural Acetal
- 1007 Black Acetal
- 6005 Animal-Free Polypropylene
- 6006 White Polypropylene
- 8003 Natural ABS
- 8012 White ABS
- 9002 Rad. Stable Polycarbonate
- 9010 Rad. Stable Polycarbonate
- B Buna-N O-ring
- CM030 Dark Blue Nylon
- E PTEE/EPDM
- EP EPDM O-ring
- J1A Natural Kynar PVDF
- PX Platinum-Cured Silicone
- U71 White Class VI Glass Filled Nylon
- U75 Blue Class VI Glass Filled Nylon
- X2 Buna-N Rubber
- XO Stainless Steel

**Resin Reference**

- Pg 80 Chemical Resistance
- Pg 81 Regulatory Status
- Pg 82 Sterilization Stability
- Pg 83 Typical Properties

**Checkout Online Ordering!**

Now you can find all of our 4,000+ parts for sale online.  
24 hours a day, 7 days a week, with no \$ minimums!

[www.valueplastics.com](http://www.valueplastics.com)

## LUER TO THREAD:

Male

### ABSML-6 UNDER (-1 -2 -3 -4 -5 -06 -07)

Male Luer with Rotating Lock Ring and 5/16" Hex to 1/4-28 UNF Bottom Sealing Thread



### ABSML-J1A UNDER (-1 -2 -3 -4 -5 -06 -07)

Male Luer with Rotating Lock Ring and 5/16" Hex to 1/4-28 UNF Bottom Sealing Thread



### XMTLL (-1 -6 -6005 -9 -J1A)

Male Luer Integral Lock Ring to 10-32 Special Tapered Thread



### SMTLL (-1 -6 -6005 -9 -J1A)

Male Luer Integral Lock Ring to 1/4-28 UNF Thread




### 18MTLL (-1 -2 -6 -6005 -J1A)

Male Luer Integral Lock Ring with 7/16" Hex to 1/8-27 NPT Thread



### 14MTLL (-1 -2 -6 -6005)

Male Luer Integral Lock Ring with 9/16" Hex to 1/4-18 NPT Thread



### XMLRL (-1 -6 -6005 -9 -9002)

Male Luer with 1/4" Hex to 10-32 Special Tapered Thread (May be used with separate rotating lock ring; FSLLR)



### SMLRL (-1 -6 -6005 -9 -J1A)

Male Luer with 5/16" Hex to 1/4-28 UNF Thread (May be used with separate rotating lock ring; FSLLR)



### BSMLRL (-6 -6005 -J1A)

Male Luer with 5/16" Hex to 1/4-28 Bottom-Sealing Thread (May be used with separate rotating lock ring; FSLLR)



31

# Material Reference

- 001 (various, see part description)
- 06 Orange Nylon
- 07 Yellow Nylon
- 0 Natural Nylon
- 1 White Nylon
- 2 Black Nylon
- 3 Red Nylon
- 4 Green Nylon
- 5 Blue Nylon
- 6 Natural Polypropylene
- 7 Glass Filled Natural Nylon
- 8 Gray Nylon
- 9 Clear Polycarbonate
- 10 Acetal
- 40 Polysulfone
- 62 Black Polypropylene
- 63 Red Polypropylene
- 81 Lace White ABS
- 91 White Polycarbonate
- 1006 Natural Acetal
- 1007 Black Acetal
- 6005 Animal-Free Polypropylene
- 6006 White Polypropylene
- 8003 Natural ABS
- 8012 White ABS
- 9002 Rad. Stable Polycarbonate
- 9010 Rad. Stable Polycarbonate
- B Buna-N O-ring
- CM030 Dark Blue Nylon
- E PTEE/EPDM
- EP EPDM O-ring
- J1A Natural Kynar PVDF
- PX Platinum-Cured Silicone
- U71 White Class VI Glass Filled Nylon
- U75 Blue Class VI Glass Filled Nylon
- X2 Buna-N Rubber
- XO Stainless Steel

LUER FITTINGS

## Looking for Something Different?

Most of our best product ideas have come from you, our customers. While we pride ourselves on our extensive product offering, we recognize that your needs are ever-changing and that our products, too, must adapt to your needs.

If there's a new product you think Value Plastics should make, drop an email to [designcenter@valueplastics.com](mailto:designcenter@valueplastics.com) describing your product concept in as much detail as you desire. We will contact you with any questions, and who knows - the next catalog edition could include products YOU told us to build.

See [page 8](#) for more information on the Design Center!



## Part Drawings Online!

Value Plastics provides dimensional drawings available for download for all of its fittings. [Click here](#) for immediate access to all Value Plastics parts!

## Resin Reference

- Pg 80 Chemical Resistance
- Pg 81 Regulatory Status
- Pg 82 Sterilization Stability
- Pg 83 Typical Properties

## LUER TO THREAD: Female

### XFTLL (-1 -6 -6005 -9 -J1A)

Female Luer Thread Style with 1/4" Hex to 10-32 Special Tapered Thread



### KFTLL (-1 -6 -6005 -9 -J1A)

Female Luer Thread Style with 1/4" Hex to 10-32 UNF Thread



### SFTLL (-1 -2 -4 -06 -6 -6005 -9 -J1A)

Female Luer Thread Style with 5/16" Hex to 1/4-28 UNF Thread



### BSFTLL (-1 -6 -6005 -J1A)

Female Luer Thread Style with 5/16" Hex to 1/4-28 UNF Bottom Sealing Thread



### XFTL (-1 -6 -6005 -9 -J1A)

Female Luer Lug Style with 1/4" Hex to 10-32 Special Tapered Thread



### KFTL (-1 -6 -6005 -9 -J1A)

Female Luer Lug Style with 1/4" Hex to 10-32 UNF Thread




### SFTL (-1 -6 -6005 -9)

Female Luer Lug Style with 5/16" Hex to 1/4-28 UNF Thread



### 18FTLL (-1 -6 -6005 -J1A)

Female Luer Thread Style with 7/16" Hex to 1/8-27 NPT Thread



### 18LFTLL (-1 -4 -5 -6 -6005 -62 -J1A)

Female Luer Thread Style Elbow with 7/16" Hex to 1/8-27 NPT Thread



## PANEL MOUNTS: Female Thread Style

### FLLB210 (-1 -2 -6 -6005 -9 -J1A)

Female Luer Thread Style Panel Mount 1/4-28 UNF to 200 Series Barb, 1/16" (1.6 mm) ID Tubing



### FLLB220 (-1 -2 -6 -6005 -9 -J1A)

Female Luer Thread Style Panel Mount 1/4-28 UNF to 200 Series Barb, 3/32" (2.4 mm) ID Tubing



### FLLB230 (-1 -2 -6 -6005 -9 -J1A)

Female Luer Thread Style Panel Mount 1/4-28 UNF to 200 Series Barb, 1/8" (3.2 mm) ID Tubing



### FLLBMLRL (-1 -6 -6005)

Female Luer Thread Style Panel Mount 1/4-28 UNF to Male Luer (May be used with separate rotating lock ring; FSLLR)



# Material Reference

- 001 (various, see part description)
- 06 Orange Nylon
- 07 Yellow Nylon
- 0 Natural Nylon
- 1 White Nylon
- 2 Black Nylon
- 3 Red Nylon
- 4 Green Nylon
- 5 Blue Nylon
- 6 Natural Polypropylene
- 7 Glass Filled Natural Nylon
- 8 Gray Nylon
- 9 Clear Polycarbonate
- 10 Acetal
- 40 Polysulfone
- 62 Black Polypropylene
- 63 Red Polypropylene
- 81 Lace White ABS
- 91 White Polycarbonate
- 1006 Natural Acetal
- 1007 Black Acetal
- 6005 Animal-Free Polypropylene
- 6006 White Polypropylene
- 8003 Natural ABS
- 8012 White ABS
- 9002 Rad. Stable Polycarbonate
- 9010 Rad. Stable Polycarbonate
- B Buna-N O-ring
- CM030 Dark Blue Nylon
- E PTEE/EPDM
- EP EPDM O-ring
- J1A Natural Kynar PVDF
- PX Platinum-Cured Silicone
- U71 White Class VI Glass Filled Nylon
- U75 Blue Class VI Glass Filled Nylon
- X2 Buna-N Rubber
- XO Stainless Steel

## Checkout Online Ordering!

Now you can find all of our 4,000+ parts for sale online.  
24 hours a day, 7 days a week, with no \$ minimums!  
[www.valueplastics.com](http://www.valueplastics.com)

## Resin Reference

- Pg 80 Chemical Resistance
- Pg 81 Regulatory Status
- Pg 82 Sterilization Stability
- Pg 83 Typical Properties



## PANEL MOUNTS:

### Female Lug Style and Male Luer

#### FTLB210 (-1 -6 -6005 -9 -J1A)

Female Luer Lug Style Panel Mount 1/4-28 UNF to 200 Series Barb, 1/16" (1.6 mm) ID Tubing



#### FTLB220 (-1 -6 -6005 -9 -J1A)

Female Luer Lug Style Panel Mount 1/4-28 UNF to 200 Series Barb, 3/32" (2.4 mm) ID Tubing



#### FTLB230 (-1 -6 -6005 -9 -J1A)

Female Luer Lug Style Panel Mount 1/4-28 UNF to 200 Series Barb, 1/8" (3.2 mm) ID Tubing



#### MLRLB210 (-1 -6 -6005)

Male Luer Panel Mount 10-32 UNF to 200 Series Barb, 1/16" (1.6 mm) ID Tubing, (May be used with separate rotating lock ring; FSLLR)



#### MLRLB220 (-1 -6 -6005)

Male Luer Panel Mount 10-32 UNF to 200 Series Barb, 3/32" (2.4 mm) ID Tubing, (May be used with separate rotating lock ring; FSLLR)



#### MLRLB230 (-1 -6 -6005)

Male Luer Panel Mount 1/4-28 UNF to 200 Series Barb, 1/8" (3.2 mm) ID Tubing, (May be used with separate rotating lock ring; FSLLR)



## PANEL MOUNT ACCESSORIES:

### Lock Nuts and Color Coding Rings

#### CCR (-1 -2 -3 -4 -5 -06 -07)

Color Coded Ring (For use with PMS, PMK, FTLLB or FTLB panel mount fittings)



#### CCLR (-1 -2 -3 -4 -5 -06 -07)

Color Coded Lock Ring (For use with PMS, PMK, FTLLB or FTLB panel mount fittings)



#### PMKN (-XO)

Panel Mount Nut 10-32 UNF with 3/8" Hex (For use with PMK panel mount fittings)



#### PMSN (-XO)

Panel Mount Nut 1/4-28 UNF with 7/16" Hex (For use with PMS, FTLB, and FTLLB panel mount fittings)



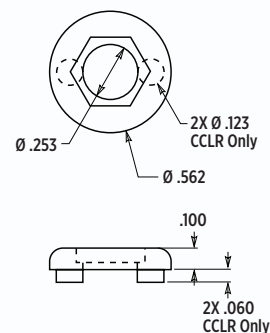
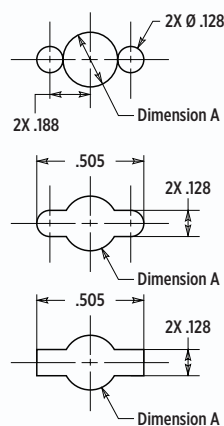
#### LNS (-1 -2 -3 -4 -5 -06 -07 -6 -6005 -81 -J1A)

1/4-28 UNF Panel Mount Lock Nut (For use with PMS, FTLLB or FTLB panel mount fittings)



### Select the correct lock nut for your panel mount:

PART	Dimension A	Use Lock Nut
FTLLB Series	.255"	PMSN or LNS
FTLB Series	.255"	PMSN or LNS
FTLLBMLRL	.255"	PMSN or LNS
MLRLB210	.193"	PMKN
MLRLB220	.193"	PMKN
MLRLB230	.255"	PMSN or LNS



- 001 (various, see part description)
- 06 Orange Nylon
- 07 Yellow Nylon
- 0 Natural Nylon
- 1 White Nylon
- 2 Black Nylon
- 3 Red Nylon
- 4 Green Nylon
- 5 Blue Nylon
- 6 Natural Polypropylene
- 7 Glass Filled Natural Nylon
- 8 Gray Nylon
- 9 Clear Polycarbonate
- 10 Acetal
- 40 Polysulfone
- 62 Black Polypropylene
- 63 Red Polypropylene
- 81 Lace White ABS
- 91 White Polycarbonate
- 1006 Natural Acetal
- 1007 Black Acetal
- 6005 Animal-Free Polypropylene
- 6006 White Polypropylene
- 8003 Natural ABS
- 8012 White ABS
- 9002 Rad. Stable Polycarbonate
- 9010 Rad. Stable Polycarbonate
- B Buna-N O-ring
- CM030 Dark Blue Nylon
- E PTEE/EPDM
- EP EPDM O-ring
- J1A Natural Kynar PVDF
- PX Platinum-Cured Silicone
- U71 White Class VI Glass Filled Nylon
- U75 Blue Class VI Glass Filled Nylon
- X2 Buna-N Rubber
- XO Stainless Steel

LUER FITTINGS

## Resin Reference

- Pg 80 Chemical Resistance
- Pg 81 Regulatory Status
- Pg 82 Sterilization Stability
- Pg 83 Typical Properties

# BLOOD PRESSURE

## FITTINGS



BPF Series Female Bayonet Style Quick Connects  
**PG-35**




Bayonet Male Cuff Connectors  
**PG-35**



Bayonet Panel Mount Connectors  
**PG-35**




Dinamap® Monitor Adapters  
**PG-36**



BPLF Series 1/4 Turn Cuff Connectors  
**PG-36**



Dinamap® Cuff Connectors  
**PG-37**



## BPF Series

From Value Plastics, the reference standard for healthcare fluid management products: the BPF Series bayonet-style female quick connector. BPF Series quick connect fittings are designed to withstand abuse, provide economy and ease of use over other alternatives, and comply with ISO Standard BS EN 1060-3.

### Ergonomic Shape

- Easy to hold, even with gloves
- Won't irritate patients in case of incidental contact

### Large Guarded Button

- Easy to use, even with gloves
- Easy to understand, convenient operation
- Protected against accidental disconnect

### Push To Connect

- Easiest connector to use, even with gloves

### O-Ring Seal

- Never gets more difficult to put together
- Consistent performance throughout product life

### Bayonet Rotates In Connector

- Prevents kinked tubes
- Facilitates easy connections to patient cuff

### Unique Spring-Loaded Bayonet Retainer

- Clicks when assembled to signal secure connection
- Resists accidental disconnects

### Rugged Polymer Construction

- Withstands tens of thousands of cycles
- Withstands hospital sanitizing procedures

### Unimpeded Flow Path

- Better acoustics for accurate readings

## BPF SERIES:

### Female Bayonet Style Quick Connect

#### BPF220 (-001) Black ABS Housing

Bayonet-Style Female Quick Connect Fitting, 200 Series Barb, 3/32" (2.4 mm) ID Tubing



#### BPF230 (-001) Black ABS Housing

Bayonet-Style Female Quick Connect Fitting, 200 Series Barb, 1/8" (3.2 mm) ID Tubing



#### BPF240 (-001) Black ABS Housing

Bayonet-Style Female Quick Connect Fitting, 200 Series Barb, 5/32" (4.0 mm) ID Tubing



#### BPF250 (-001) Black ABS Housing

Bayonet-Style Female Quick Connect Fitting, 200 Series Barb, 3/16" (4.8 mm) ID Tubing



## BLOOD PRESSURE:

### Bayonet Male Cuff Connectors

#### BPM013 (-1)

Blood Pressure Monitor Bayonet Connector to 500 Series Barb, 1/8" (3.2 mm) ID Tubing



works with...



#### BPM240 (-1)

Blood Pressure Monitor Bayonet Connector to 200 Series Barb, 5/32" (4.0 mm) ID Tubing



works with...



#### BPM025 (-1)

Blood Pressure Monitor Bayonet Connector to 500 Series Barb, 5/32" (4.0 mm) ID Tubing



works with...



#### BPM035 (-1)

Blood Pressure Monitor Bayonet Connector to 500 Series Barb, 3/16" (4.8 mm) ID Tubing



works with...



#### BPMMTLL (-1 -5)

Blood Pressure Monitor Bayonet Connector to Male Luer Integral Lock Ring



works with...



## BLOOD PRESSURE:

### Bayonet Panel Mount Connectors

#### BPMB230 (-1)

Blood Pressure Monitor Bayonet Panel Mount Connector to 200 Series Barb, 1/4-28 UNF Thread, 1/8" (3.2 mm) ID Tubing



works with...



#### BPMB240 (-1)

Blood Pressure Monitor Bayonet Panel Mount Connector to 200 Series Barb, 5/16-24 UNF Thread, 5/32" (4.0 mm) ID Tubing




works with...



#### BPMB250 (-1)

Blood Pressure Monitor Bayonet Panel Mount Connector to 200 Series Barb, 3/8-24 UNF Thread, 3/16" (4.8 mm) ID Tubing



works with...



35

# Material Reference

- 001 (various, see part description)
- 06 Orange Nylon
- 07 Yellow Nylon
- 0 Natural Nylon
- 1 White Nylon
- 2 Black Nylon
- 3 Red Nylon
- 4 Green Nylon
- 5 Blue Nylon
- 6 Natural Polypropylene
- 7 Glass Filled Natural Nylon
- 8 Gray Nylon
- 9 Clear Polycarbonate
- 10 Acetal
- 40 Polysulfone
- 62 Black Polypropylene
- 63 Red Polypropylene
- 81 Lace White ABS
- 91 White Polycarbonate
- 1006 Natural Acetal
- 1007 Black Acetal
- 6005 Animal-Free Polypropylene
- 6006 White Polypropylene
- 8003 Natural ABS
- 8012 White ABS
- 9002 Rad. Stable Polycarbonate
- 9010 Rad. Stable Polycarbonate
- B Buna-N O-ring
- CM030 Dark Blue Nylon
- E PTEE/EPDM
- EP EPDM O-ring
- J1A Natural Kynar PVDF
- PX Platinum-Cured Silicone
- U71 White Class VI Glass Filled Nylon
- U75 Blue Class VI Glass Filled Nylon
- X2 Buna-N Rubber
- XO Stainless Steel

BLOOD PRESSURE

# Resin Reference

- Pg 80 Chemical Resistance
- Pg 81 Regulatory Status
- Pg 82 Sterilization Stability
- Pg 83 Typical Properties

## BLOOD PRESSURE: Panel Mount Nuts

### PMSN (-XO)

Panel Mount Nut 1/4-28 UNF with 7/16" Hex (For use with BPMB230)



### PM3N (-XO)

Panel Mount Nut 5/16-24 UNF Zinc-Plated Class 2 Steel Nut (For use with BPMB240)



### PM2N (-XO)

Panel Mount Nut 3/8-24 UNF Zinc-Plated Class 2 Steel Nut (For Use with BPMB250)



## BLOOD PRESSURE: Dinamap® Monitor Adapters

### BPAM (-001) Black Nylon over White Nylon

Blood Pressure Monitor Bayonet Connector to Internal 5/16-24 UNF Thread and O-Ring



*works with...*




### BPA013 (-001) Black Nylon over White Nylon

Blood Pressure Adapter with Internal 5/16-24 UNF Thread and O-Ring to 500 Series Barb, 1/8" (3.2 mm) ID Tubing



### BPA025 (-001) Black Nylon over White Nylon

Blood Pressure Adapter with Internal 5/16-24 UNF Thread and O-Ring to 500 Series Barb, 5/32" (4.0 mm) ID Tubing



### BPA035 (-001) Black Nylon over White Nylon

Blood Pressure Adapter with Internal 5/16-24 UNF Thread and O-Ring to 500 Series Barb, 3/16" (4.8 mm) ID Tubing



### BPA055 (-001) Black Nylon over White Nylon

Blood Pressure Adapter with Internal 5/16-24 UNF Thread and O-Ring to 500 Series Barb, 1/4" (6.4 mm) ID Tubing



# BPLF

## Series

Value Plastics introduces BPLF Series quarter-turn cuff connectors, expanding the range of solutions offered to blood pressure cuff manufacturers. BPLF Series products feature an ergonomic grip, facilitating gripping the fitting, connecting and disconnecting the cuff as needed. They mate perfectly with quarter-turn male o-ring connectors already found on some patient monitoring equipment.

### BPLF230 (-8012)

Quarter-turn Female Blood Pressure Cuff Connector to 200 Series Barb, 1/8" (3.2 mm) Tubing ID



### BPLF240 (-8012)

Quarter-turn Female Blood Pressure Cuff Connector to 200 Series Barb, 5/32" (4.0 mm) Tubing ID



## Material Reference

- 001 (various, see part description)
- 06 Orange Nylon
- 07 Yellow Nylon
- 0 Natural Nylon
- 1 White Nylon
- 2 Black Nylon
- 3 Red Nylon
- 4 Green Nylon
- 5 Blue Nylon
- 6 Natural Polypropylene
- 7 Glass Filled Natural Nylon
- 8 Gray Nylon
- 9 Clear Polycarbonate
- 10 Acetal
- 40 Polysulfone
- 62 Black Polypropylene
- 63 Red Polypropylene
- 81 Lace White ABS
- 91 White Polycarbonate
- 1006 Natural Acetal
- 1007 Black Acetal
- 6005 Animal-Free Polypropylene
- 6006 White Polypropylene
- 8003 Natural ABS
- 8012 White ABS
- 9002 Rad. Stable Polycarbonate
- 9010 Rad. Stable Polycarbonate
- B Buna-N O-ring
- CM030 Dark Blue Nylon
- E PTEE/EPDM
- EP EPDM O-ring
- J1A Natural Kynar PVDF
- PX Platinum-Cured Silicone
- U71 White Class VI Glass Filled Nylon
- U75 Blue Class VI Glass Filled Nylon
- X2 Buna-N Rubber
- XO Stainless Steel

### Part Drawings Online!

Value Plastics provides dimensional drawings available for download for all of its fittings. [Click here](#) for immediate access to all Value Plastics parts!

## Resin Reference

- Pg 80 Chemical Resistance
- Pg 81 Regulatory Status
- Pg 82 Sterilization Stability
- Pg 83 Typical Properties


**BPCL220 (-10 -81)**

Blood Pressure Adapter with 5/16-24 UNF Thread and 6% Taper to 200 Series Barb, 3/32" (2.4 mm) ID Tubing




**BPC220 (-10)**

Blood Pressure Adapter with 5/16-24 UNF Thread to 200 Series Barb, 3/32" (2.4 mm) ID Tubing




**BPCL230 (-10 -81)**

Blood Pressure Adapter with 5/16-24 UNF Thread and 6% Internal Taper to 200 Series Barb, 1/8" (3.2 mm) ID Tubing




**BPC230 (-10)**

Blood Pressure Adapter with 5/16-24 UNF Thread to 200 Series Barb, 1/8" (3.2 mm) ID Tubing




**BPCL025 (-10)**

Blood Pressure Adapter with 5/16-24 UNF Thread 6% Internal Taper to 500 Series Barb, 5/32" (4.0 mm) ID Tubing




**BPC025 (-10)**

Blood Pressure Adapter with 5/16-24 UNF Thread to 500 Series Barb, 5/32" (4.0 mm) ID Tubing




**BPCL240 (-10 -81)**

Blood Pressure Adapter with 5/16-24 UNF Thread and 6% Internal Taper to 200 Series Barb, 5/32" (4.0 mm) ID Tubing




**BPC240 (-10)**

Blood Pressure Adapter with 5/16-24 UNF Thread to 200 Series Barb, 5/32" (4.0 mm) ID Tubing




**BPCL250 (-10 -81)**

Blood Pressure Adapter with 5/16-24 UNF Thread and 6% Internal Taper to 200 Series Barb, 3/16" (4.8 mm) ID Tubing



**BPC250 (-10)**

Blood Pressure Adapter with 5/16-24 UNF Thread to 200 Series Barb, 3/16" (4.8 mm) ID Tubing



**CF229 (-1)**

Neonatal Blood Pressure Slip Fit (non luer) with 200 Series Barb, 3/32" (2.4 mm) ID Tubing



**CF230 (-1)**

Neonatal Blood Pressure Slip Fit (non luer) with 200 Series Barb, 5/32" (4.0 mm) ID Tubing



**BLOOD PRESSURE**

- 001 (various, see part description)
- 06 Orange Nylon
- 07 Yellow Nylon
- 0 Natural Nylon
- 1 White Nylon
- 2 Black Nylon
- 3 Red Nylon
- 4 Green Nylon
- 5 Blue Nylon
- 6 Natural Polypropylene
- 7 Glass Filled Natural Nylon
- 8 Gray Nylon
- 9 Clear Polycarbonate
- 10 Acetal
- 40 Polysulfone
- 62 Black Polypropylene
- 63 Red Polypropylene
- 81 Lace White ABS
- 91 White Polycarbonate
- 1006 Natural Acetal
- 1007 Black Acetal
- 6005 Animal-Free Polypropylene
- 6006 White Polypropylene
- 8003 Natural ABS
- 8012 White ABS
- 9002 Rad. Stable Polycarbonate
- 9010 Rad. Stable Polycarbonate
- B Buna-N O-ring
- CM030 Dark Blue Nylon
- E PTEE/EPDM
- EP EPDM O-ring
- J1A Natural Kynar PVDF
- PX Platinum-Cured Silicone
- U71 White Class VI Glass Filled Nylon
- U75 Blue Class VI Glass Filled Nylon
- X2 Buna-N Rubber
- XO Stainless Steel

**Need more details?**

[Click here](#) to check out the BPF Datasheets or contact Sales at [sales@valueplastics.com](mailto:sales@valueplastics.com)

**Resin Reference**

- Pg 80** Chemical Resistance
- Pg 81** Regulatory Status
- Pg 82** Sterilization Stability
- Pg 83** Typical Properties

# TAPERED SEAL


## CONNECTORS



Small Bore  
PG-38



Large Bore Male  
PG-39



Large Bore Female  
PG-39



Plugs and Caps  
PG-39



### SMALL BORE CONNECTORS: Male and Female

#### TSC2M210 (-6005)

Male Taper Seal Non-Luer Connector to 200 Series Barb, 1/16" (1.6 mm) ID Tubing



#### TSC2M013 (-6 -6005)

Male Taper Seal Non-Luer Connector to 500 Series Barb, 1/8" (3.2 mm) ID Tubing



#### TSC2M035 (-6 -6005)

Male Taper Seal Non-Luer Connector to 500 Series Barb, 3/16" (4.8 mm) ID Tubing



#### TSC2F210 (-6005)

Female Taper Seal Non-Luer Connector to 200 Series Barb, 1/16" (1.6 mm) ID Tubing



#### TSC2F007 (-6 -6005)

Female Taper Seal Non-Luer Connector to 500 Series Barb, 3/32" (2.4 mm) ID Tubing



#### TSC2F013 (-6 -6005)

Female Taper Seal Non-Luer Connector to 500 Series Barb, 1/8" (3.2 mm) ID Tubing



#### TSC2F035 (-6 -6005)

Female Taper Seal Non-Luer Connector to 500 Series Barb, 3/16" (4.8 mm) ID Tubing



## Material Reference

- 001 (various, see part description)
- 06 Orange Nylon
- 07 Yellow Nylon
- 0 Natural Nylon
- 1 White Nylon
- 2 Black Nylon
- 3 Red Nylon
- 4 Green Nylon
- 5 Blue Nylon
- 6 Natural Polypropylene
- 7 Glass Filled Natural Nylon
- 8 Gray Nylon
- 9 Clear Polycarbonate
- 10 Acetal
- 40 Polysulfone
- 62 Black Polypropylene
- 63 Red Polypropylene
- 81 Lace White ABS
- 91 White Polycarbonate
- 1006 Natural Acetal
- 1007 Black Acetal
- 6005 Animal-Free Polypropylene
- 6006 White Polypropylene
- 8003 Natural ABS
- 8012 White ABS
- 9002 Rad. Stable Polycarbonate
- 9010 Rad. Stable Polycarbonate
- B Buna-N O-ring
- CM030 Dark Blue Nylon
- E PTEE/EPDM
- EP EPDM O-ring
- J1A Natural Kynar PVDF
- PX Platinum-Cured Silicone
- U71 White Class VI Glass Filled Nylon
- U75 Blue Class VI Glass Filled Nylon
- X2 Buna-N Rubber
- XO Stainless Steel

## Resin Reference

- Pg 80 Chemical Resistance
- Pg 81 Regulatory Status
- Pg 82 Sterilization Stability
- Pg 83 Typical Properties

## SMALL BORE CONNECTORS:

Female and Cap

### TSC2FB230 (-6 -6005)

Female Taper Seal Non-Luer with 1/4-28 UNF Panel Mount to 200 Series Barb, 1/8" (3.2 mm) ID Tubing



### TSC2MP (-6 -6005) 1,000 piece minimum

Male Taper Seal (Non-Luer) Plug with Tether Recess




## LARGE BORE CONNECTORS:

Male


### MLB035 (-1 -8012 -9)

Male Large Bore Non-Luer Connector to 500 Series Barb, 3/16" (4.8 mm) ID Tubing




### MLB055 (-1 -8012 -9)

Male Large Bore Non-Luer Connector to 500 Series Barb, 1/4" (6.4 mm) ID Tubing




### MLB065 (-1 -8012 -9)

Male Large Bore Non-Luer Connector to 500 Series Barb, 5/16" (8.0 mm) ID Tubing




### MLBC7 (-9002)

Male Large Bore Non-Luer Connector with Integral Lock Ring to Male Slip Luer (May be Used with Separate Rotating Lock Ring; FSLLR)



### MLBC8 (-9002)

Male Large Bore Non-Luer Connector with Integral Lock Ring to Female Thread-Style Locking Luer




## LARGE BORE CONNECTORS:

Female


### FLB035 (-1 -8012 -9)

Female Large Bore Non-Luer Connector to 500 Series Barb, 3/16" (4.8 mm) ID Tubing




### FLB055 (-1 -8012 -9)

Female Large Bore Non-Luer Connector to 500 Series Barb, 1/4" (6.4 mm) ID Tubing



### FLB065 (-1 -8012 -9)

Female Large Bore Non-Luer Connector to 500 Series Barb, 5/16" (8.0 mm) ID Tubing



## LARGE BORE CONNECTORS:

Plugs and Caps

### FLBP (-1 -8012 -9)

Female Large Bore Non-Luer Cap



### MLBP (-1 -8012 -9 -9002)

Male Large Bore Non-Luer Plug



## Need more details?

Part drawings, minimum order quantities, and CAD requests can be found online by [clicking here](#), or contact Sales at [sales@valueplastics.com](mailto:sales@valueplastics.com)

39

# Material Reference

- 001 (various, see part description)
- 06 Orange Nylon
- 07 Yellow Nylon
- 0 Natural Nylon
- 1 White Nylon
- 2 Black Nylon
- 3 Red Nylon
- 4 Green Nylon
- 5 Blue Nylon
- 6 Natural Polypropylene
- 7 Glass Filled Natural Nylon
- 8 Gray Nylon
- 9 Clear Polycarbonate
- 10 Acetal
- 40 Polysulfone
- 62 Black Polypropylene
- 63 Red Polypropylene
- 81 Lace White ABS
- 91 White Polycarbonate
- 1006 Natural Acetal
- 1007 Black Acetal
- 6005 Animal-Free Polypropylene
- 6006 White Polypropylene
- 8003 Natural ABS
- 8012 White ABS
- 9002 Rad. Stable Polycarbonate
- 9010 Rad. Stable Polycarbonate
- B Buna-N O-ring
- CM030 Dark Blue Nylon
- E PTEE/EPDM
- EP EPDM O-ring
- J1A Natural Kynar PVDF
- PX Platinum-Cured Silicone
- U71 White Class VI Glass Filled Nylon
- U75 Blue Class VI Glass Filled Nylon
- X2 Buna-N Rubber
- XO Stainless Steel

TAPERED SEAL

## Resin Reference

- Pg 80 Chemical Resistance
- Pg 81 Regulatory Status
- Pg 82 Sterilization Stability
- Pg 83 Typical Properties

# TUBE-TO-TUBE CONNECTORS



Straight Throughs  
**PG-41**



Straight Through Reducers  
**PG-43**



Elbows  
**PG-46**



Elbow Reducers  
**PG-47**



Tees  
**PG-48**



Tee Reducers  
**PG-49**



Ys  
**PG-51**



Multiports  
**PG-52**



Press-in Plugs  
**PG-54**



Ultrasonically Weldable Barbs  
**PG-55**



Panel Mounts and Accessories  
**PG-55**



Custom Tube-To-Tube Fittings  
**PG-11**



Value Plastics offers barbed tube fittings and tubing connectors in sizes ranging from 1/16" (1.6 mm) to 1" (25.4 mm) tubing ID in over 100 separate configurations in nylon, polypropylene, polycarbonate and PVDF, with other engineering resins available on special order. Available barbed fitting styles include straight tube connectors, elbow fittings, tee fittings, crosses, Y (wye) connectors, multi-port connectors, and multiple straight, elbow and tee reducer combinations.

Several barb styles are offered to provide designers the widest range of assembly forces, pulloff resistance and blowoff resistance – without the need for clamps. Review the descriptions for each of the styles to determine what's best for your application.

## Small Bore Barb Styles

Tube ID	Classic	200 Series	400 Series	500 Series
1/16" (1.6 mm)	X	X	X	X
3/32" (2.4 mm)	X	X	X	X
1/8" (3.2 mm)	X	X	X	X
5/32" (4.0 mm)	X	X	X	X
3/16" (4.8 mm)	X	X	X	X
1/4" (6.4 mm)	X	X	X	X
5/16" (8.0 mm)				X

## Large Bore Barb Styles

Tube ID	500 Series	600 Series	900 Series
3/8" (9.5 mm)	X	X	X
1/2" (12.7 mm)	X	X	X
5/8" (16.0 mm)	X	X	
3/4" (19.0 mm)	X	X	
1" (25.4 mm)	X	X	



**N004 (-1 -2 -6 -6005 -9 -J1A)**

Straight Through Connector with 500 Series Barbs, 1/16" (1.6 mm) ID Tubing



**N013 (-1 -2 -6 -6005 -9 -J1A -9002)**

Straight Through Connector with 500 Series Barbs, 1/8" (3.2 mm) ID Tubing



**N210 (-1 -2 -6 -6005 -9 -J1A)**

Straight Through Connector with 200 Series Barbs, 1/16" (1.6 mm) ID Tubing



**N230 (-1 -2 -3 -5 -6 -6005 -9 -J1A)**

Straight Through Connector with 200 Series Barbs, 1/8" (3.2 mm) ID Tubing



**N410 (-1 -2 -6 -6005 -J1A)**

Straight Through Connector with 400 Series Barbs, 1/16" (1.6 mm) ID Tubing



**N430 (-1 -2 -6 -6005)**

Straight Through Connector with 400 Series Barbs, 1/8" (3.2 mm) ID Tubing



**AA (-1 -2 -6 -6005 -9 -J1A)**

Straight Through Connector with Classic Series Barbs, 1/16" (1.6 mm) ID Tubing



**CC (-1 -2 -6 -6005 -9 -J1A)**

Straight Through Connector with Classic Series Barbs, 1/8" (3.2 mm) ID Tubing



**N007 (-1 -2 -6 -6005 -9 -J1A)**

Straight Through Connector with 500 Series Barbs, 3/32" (2.4 mm) ID Tubing



**N025 (-1 -2 -6 -6005 -9 -J1A)**

Straight Through Connector with 500 Series Barbs, 5/32" (4.0 mm) ID Tubing



**N220 (-1 -2 -6 -6005 -9 -9002 -J1A)**

Straight Through Connector with 200 Series Barbs, 3/32" (2.4 mm) ID Tubing



**N440 (-1 -2 -5 -6 -6005 -9 -J1A)**

Straight Through Connector with 400 Series Barbs, 5/32" (4.0 mm) ID Tubing



**N420 (-1 -2 -6 -6005 -J1A)**

Straight Through Connector with 400 Series Barbs, 3/32" (2.4 mm) ID Tubing



**4040 (-1 -2 -6 -6005 -9 -J1A)**

Straight Through Connector with Classic Series Barbs, 5/32" (4.0 mm) ID Tubing



**DD (-1 -2 -6 -6005 -9 -J1A)**

Straight Through Connector with Classic Series Barbs, 3/32" (2.4 mm) ID Tubing



**TUBE-TO-TUBE FITTINGS**

- 001 (various, see part description)
- 06 Orange Nylon
- 07 Yellow Nylon
- 0 Natural Nylon
- 1 White Nylon
- 2 Black Nylon
- 3 Red Nylon
- 4 Green Nylon
- 5 Blue Nylon
- 6 Natural Polypropylene
- 7 Glass Filled Natural Nylon
- 8 Gray Nylon
- 9 Clear Polycarbonate
- 10 Acetal
- 40 Polysulfone
- 62 Black Polypropylene
- 63 Red Polypropylene
- 81 Lace White ABS
- 91 White Polycarbonate
- 1006 Natural Acetal
- 1007 Black Acetal
- 6005 Animal-Free Polypropylene
- 6006 White Polypropylene
- 8003 Natural ABS
- 8012 White ABS
- 9002 Rad. Stable Polycarbonate
- 9010 Rad. Stable Polycarbonate
- B Buna-N O-ring
- CM030 Dark Blue Nylon
- E PTEE/EPDM
- EP EPDM O-ring
- J1A Natural Kynar PVDF
- PX Platinum-Cured Silicone
- U71 White Class VI Glass Filled Nylon
- U75 Blue Class VI Glass Filled Nylon
- X2 Buna-N Rubber
- XO Stainless Steel

**Checkout Online Ordering!**

Now you can find all of our 4,000+ parts for sale online.  
24 hours a day, 7 days a week, with no \$ minimums!  
[www.valueplastics.com](http://www.valueplastics.com)

**Resin Reference**

- Pg 80** Chemical Resistance
- Pg 81** Regulatory Status
- Pg 82** Sterilization Stability
- Pg 83** Typical Properties

**N035 (-1 -2 -6 -6005 -9 -J1A)**

Straight Through Connector with 500 Series Barbs, 3/16" (4.8 mm) ID Tubing


**5050 (-1 -2 -6 -6005 -9 -9002 -J1A)**


Straight Through Connector with Classic Series Barbs, 3/16" (4.8 mm) ID Tubing


**N055 (-1 -2 -6 -6005 -9 -J1A)**

Straight Through Connector with 500 Series Barbs, 1/4" (6.4 mm) ID Tubing


**6060 (-1 -2 -6 -6005 -9 -9002 -J1A)**

Straight Through Connector with Classic Series Barbs, 1/4" (6.4 mm) ID Tubing


**N065 (-1 -2 -6 -6005 -9 -J1A)**

Straight Through Connector with 500 Series Barbs, 5/16" (8 mm) ID Tubing


**Reference part shown: N670**

Due to size we are not able to display all large Tube-To-Tube connectors. Please click on the parts descriptions below to view further details online. Minimum package quantities vary by tube IDs, please verify minimum package sizes when placing orders.

**N070 (-0 -6 -6005 -9)**

Straight Through Connector with 500 Series Barbs, 3/8" (9.5 mm) ID Tubing

**N670 (-6 -6005 -9 -J1A)**

Straight Through Connector with 600 Series Barbs, 3/8" (9.5 mm) ID Tubing

**N970 (-9)**

Straight Through Connector with 900 Series Barbs, 3/8" (9.5 mm) ID Tubing

**N080 (-0 -6 -6005 -9)**

Straight Through Connector with 500 Series Barbs, 1/2" (12.7 mm) ID Tubing

**N680 (-6 -6005 -9 -J1A)**

Straight Through Connector with 600 Series Barbs, 1/2" (12.7 mm) ID Tubing

**N975 (-9)**

Straight Through Connector with 900 Series Barbs, 1/2" (12.7 mm) ID Tubing

**N090 (-0 -6 -6005 -9)**

Straight Through Connector with 500 Series Barbs, 5/8" (16.0 mm) ID Tubing

**N690 (-0 -6 -6005 -9)**

Straight Through Connector with 600 Series Barbs, 5/8" (16.0 mm) ID Tubing

**N100 (-0 -6 -6005)**

Straight Through Connector with 500 Series Barbs, 3/4" (19.0 mm) ID Tubing

**N110 (-0 -6 -6005)**

Straight Through Connector with 500 Series Barbs, 1" (25.4 mm) ID Tubing

**-001** (various, see part description)

**-06** Orange Nylon

**-07** Yellow Nylon

**-0** Natural Nylon

**-1** White Nylon

**-2** Black Nylon

**-3** Red Nylon

**-4** Green Nylon

**-5** Blue Nylon

**-6** Natural Polypropylene

**-7** Glass Filled Natural Nylon

**-8** Gray Nylon

**-9** Clear Polycarbonate

**-10** Acetal

**-40** Polysulfone

**-62** Black Polypropylene

**-63** Red Polypropylene

**-81** Lace White ABS

**-91** White Polycarbonate

**-1006** Natural Acetal

**-1007** Black Acetal

**-6005** Animal-Free Polypropylene

**-6006** White Polypropylene

**-8003** Natural ABS

**-8012** White ABS

**-9002** Rad. Stable Polycarbonate

**-9010** Rad. Stable Polycarbonate

**-B** Buna-N O-ring

**-CM030** Dark Blue Nylon

**-E** PTEE/EPDM

**-EP** EPDM O-ring

**-J1A** Natural Kynar PVDF

**-PX** Platinum-Cured Silicone

**-U71** White Class VI Glass Filled Nylon

**-U75** Blue Class VI Glass Filled Nylon

**-X2** Buna-N Rubber

**-XO** Stainless Steel

## Resin Reference

**Pg 80** Chemical Resistance

**Pg 81** Regulatory Status

**Pg 82** Sterilization Stability

**Pg 83** Typical Properties

## Part Drawings Online!

Value Plastics provides dimensional drawings available for download for all of its fittings. [Click here](#) for immediate access to all Value Plastics parts!

## TUBE-TO-TUBE: Straight Through Reducer

### N007/004 (-1 -2 -6 -6005 -9 -J1A)

Straight Through Reduction Connector with 500 Series Barbs, 3/32" (2.4 mm) and 1/16" (1.6 mm) ID Tubing



### N220/210 (-1 -2 -6 -6005 -9 -J1A)

Straight Through Reduction Connector with 200 Series Barbs, 3/32" (2.4 mm) and 1/16" (1.6 mm) ID Tubing



### N420/410 (-1 -2 -6 -6005 -10 -J1A)

Straight Through Reduction Connector with 400 Series Barbs, 3/32" (2.4 mm) and 1/16" (1.6 mm) ID Tubing



### AD (-1 -2 -6 -6005 -9 -J1A)

Straight Through Reduction Connector with Classic Series Barbs, 3/32" (2.4 mm) and 1/16" (1.6 mm) ID Tubing



### N013/004 (-1 -2 -6 -6005 -9 -J1A)

Straight Through Reduction Connector with 500 Series Barbs, 1/8" (3.2 mm) and 1/16" (1.6 mm) ID Tubing



### N230/210 (-1 -2 -6 -6005 -9 -J1A)

Straight Through Reduction Connector with 200 Series Barbs, 1/8" (3.2 mm) and 1/16" (1.6 mm) ID Tubing



### N430/410 (-1 -2 -6 -6005 -J1A)

Straight Through Reduction Connector with 400 Series Barbs, 1/8" (3.2 mm) and 1/16" (1.6 mm) ID Tubing



### AC (-0 -1 -2 -6 -6005 -9 -J1A)

Straight Through Reduction Connector with Classic Series Barbs, 1/8" (3.2 mm) and 1/16" (1.6 mm) ID Tubing



### N025/004 (-1 -2 -6 -6005 -9 -J1A)

Straight Through Reduction Connector with 500 Series Barbs, 5/32" (4.0 mm) and 1/16" (1.6 mm) ID Tubing



### 1040 (-1 -2 -6 -6005 -9 -J1A)

Straight Through Reduction Connector with Classic Series Barbs, 5/32" (4.0 mm) and 1/16" (1.6 mm) ID Tubing



### 1050 (-1 -2 -6 -6005 -9 -J1A)

Straight Through Reduction Connector with Classic Series Barbs, 3/16" (4.8 mm) and 1/16" (1.6 mm) ID Tubing



### N013/007 (-1 -2 -6 -6005 -9 -9002 -J1A)

Straight Through Reduction Connector with 500 Series Barbs, 1/8" (3.2 mm) and 3/32" (2.4 mm) ID Tubing



### N230/220 (-1 -2 -6 -6005 -07 -9 -J1A)

Straight Through Reduction Connector with 200 Series Barbs, 1/8" (3.2 mm) and 3/32" (2.4 mm) ID Tubing



### N430/420 (-1 -2 -6 -6005 -J1A)

Straight Through Reduction Connector with 400 Series Barbs, 1/8" (3.2 mm) and 3/32" (2.4 mm) ID Tubing



### DC (-1 -2 -6 -6005 -9)

Straight Through Reduction Connector with Classic Series Barbs, 1/8" (3.2 mm) and 3/32" (2.4 mm) ID Tubing



43

# Material Reference

- 001 (various, see part description)
- 06 Orange Nylon
- 07 Yellow Nylon
- 0 Natural Nylon
- 1 White Nylon
- 2 Black Nylon
- 3 Red Nylon
- 4 Green Nylon
- 5 Blue Nylon
- 6 Natural Polypropylene
- 7 Glass Filled Natural Nylon
- 8 Gray Nylon
- 9 Clear Polycarbonate
- 10 Acetal
- 40 Polysulfone
- 62 Black Polypropylene
- 63 Red Polypropylene
- 81 Lace White ABS
- 91 White Polycarbonate
- 1006 Natural Acetal
- 1007 Black Acetal
- 6005 Animal-Free Polypropylene
- 6006 White Polypropylene
- 8003 Natural ABS
- 8012 White ABS
- 9002 Rad. Stable Polycarbonate
- 9010 Rad. Stable Polycarbonate
- B Buna-N O-ring
- CM030 Dark Blue Nylon
- E PTEE/EPDM
- EP EPDM O-ring
- J1A Natural Kynar PVDF
- PX Platinum-Cured Silicone
- U71 White Class VI Glass Filled Nylon
- U75 Blue Class VI Glass Filled Nylon
- X2 Buna-N Rubber
- XO Stainless Steel

TUBE-TO-TUBE  
FITTINGS

# Resin Reference

- Pg 80 Chemical Resistance
- Pg 81 Regulatory Status
- Pg 82 Sterilization Stability
- Pg 83 Typical Properties

## TUBE-TO-TUBE: Straight Through Reducer

### N025/007 (-1 -2 -6 -6005 -9 -J1A)

Straight Through Reduction Connector with 500 Series Barbs, 5/32" (4.0 mm) and 3/32" (2.4 mm) ID Tubing



### 2040 (-1 -2 -6 -6005 -9 -J1A)

Straight Through Reduction Connector with Classic Series Barbs, 5/32" (4.0 mm) and 3/32" (2.4 mm) ID Tubing



### N035/007 (-1 -2 -6 -6005 -9 -J1A)

Straight Through Reduction Connector with 500 Series Barbs, 3/16" (4.8 mm) and 3/32" (2.4 mm) ID Tubing



### 2050 (-1 -2 -6 -6005 -9 -J1A)

Straight Through Reduction Connector with Classic Series Barbs, 3/16" (4.8 mm) and 3/32" (2.4 mm) ID Tubing



### N025/013 (-1 -2 -6 -6005 -9 -J1A)

Straight Through Reduction Connector with 500 Series Barbs, 5/32" (4.0 mm) and 1/8" (3.2 mm) ID Tubing



### 3040 (-1 -2 -6 -6005 -9 -J1A)

Straight Through Reduction Connector with Classic Series Barbs, 5/32" (4.0 mm) and 1/8" (3.2 mm) ID Tubing



### N035/013 (-1 -2 -6 -6005 -81 -9 -J1A)

Straight Through Reduction Connector with 500 Series Barbs, 3/16" (4.8 mm) and 1/8" (3.2 mm) ID Tubing



### 3050 (-1 -2 -5 -6 -6005 -81 -9 -9002 -J1A)

Straight Through Reduction Connector with Classic Series Barbs, 3/16" (4.8 mm) and 1/8" (3.2 mm) ID Tubing



### N055/013 (-1 -2 -6 -6005 -9 -J1A)

Straight Through Reduction Connector with 500 Series Barbs, 1/4" (6.4 mm) and 1/8" (3.2 mm) ID Tubing



### 3060 (-1 -2 -6 -6005 -9 -J1A)

Straight Through Reduction Connector with Classic Series Barbs, 1/4" (6.4 mm) and 1/8" (3.2 mm) ID Tubing



### N035/025 (-1 -2 -6 -6005 -9 -J1A)

Straight Through Reduction Connector with 500 Series Barbs, 3/16" (4.8 mm) and 5/32" (4.0 mm) ID Tubing



### 4050 (-1 -2 -6 -6005 -9 -J1A)

Straight Through Reduction Connector with Classic Series Barbs, 3/16" (4.8 mm) and 5/32" (4.0 mm) ID Tubing



### N055/025 (-1 -2 -6 -6005 -9 -J1A)

Straight Through Reduction Connector with 500 Series Barbs, 1/4" (6.4 mm) and 5/32" (4.0 mm) ID Tubing



## Material Reference

- 001 (various, see part description)
- 06 Orange Nylon
- 07 Yellow Nylon
- 0 Natural Nylon
- 1 White Nylon
- 2 Black Nylon
- 3 Red Nylon
- 4 Green Nylon
- 5 Blue Nylon
- 6 Natural Polypropylene
- 7 Glass Filled Natural Nylon
- 8 Gray Nylon
- 9 Clear Polycarbonate
- 10 Acetal
- 40 Polysulfone
- 62 Black Polypropylene
- 63 Red Polypropylene
- 81 Lace White ABS
- 91 White Polycarbonate
- 1006 Natural Acetal
- 1007 Black Acetal
- 6005 Animal-Free Polypropylene
- 6006 White Polypropylene
- 8003 Natural ABS
- 8012 White ABS
- 9002 Rad. Stable Polycarbonate
- 9010 Rad. Stable Polycarbonate
- B Buna-N O-ring
- CM030 Dark Blue Nylon
- E PTEE/EPDM
- EP EPDM O-ring
- J1A Natural Kynar PVDF
- PX Platinum-Cured Silicone
- U71 White Class VI Glass Filled Nylon
- U75 Blue Class VI Glass Filled Nylon
- X2 Buna-N Rubber
- XO Stainless Steel

### Did you know?

Part drawings, minimum order quantities, and CAD requests can be found online by [clicking here](#), or contact Sales at [sales@valueplastics.com](mailto:sales@valueplastics.com)


## Resin Reference

- Pg 80 Chemical Resistance
- Pg 81 Regulatory Status
- Pg 82 Sterilization Stability
- Pg 83 Typical Properties

## TUBE-TO-TUBE: Straight Through Reducer

### 4060 (-1 -2 -6 -6005 -9 -J1A)

Straight Through Reduction Connector with Classic Series Barbs, 1/4" (6.4 mm) and 5/32" (4.0 mm) ID Tubing



### N065/025 (-1 -2 -6 -6005 -9 -J1A)

Straight Through Reduction Connector with 500 Series Barbs, 5/16" (8.0 mm) and 5/32" (4.0 mm) ID Tubing




### N055/035 (-1 -2 -6 -6005 -9 -J1A)

Straight Through Reduction Connector with 500 Series Barbs, 1/4" (6.4 mm) and 3/16" (4.8 mm) ID Tubing



### 5060 (-1 -2 -6 -6005 -9 -9002 -J1A)

Straight Through Reduction Connector with Classic Series Barbs, 1/4" (6.4 mm) and 3/16" (4.8 mm) ID Tubing



### N065/035 (-1 -2 -6 -6005 -9 -J1A)

Straight Through Reduction Connector with 500 Series Barbs, 5/16" (8.0 mm) and 3/16" (4.8 mm) ID Tubing




### N065/055 (-1 -2 -6 -6005 -9 -J1A)

Straight Through Reduction Connector with 500 Series Barbs, 5/16" (8.0 mm) and 1/4" (6.4 mm) ID Tubing



## LARGE TUBE-TO-TUBE: Straight Through Reducer



### Reference part shown: N070/013

Due to size we are not able to display all large Tube-To-Tube connectors. Please click on the parts descriptions below to view further details online. Minimum package quantities vary by tube IDs, please verify minimum package sizes when placing orders.

### N070/013 (-0 -6 -6005 -9 -9002 -J1A)

Straight Through Reduction Connector with 500 Series Barbs, 3/8" (9.5 mm) and 1/8" (3.2 mm) ID Tubing

### N670/655 (-6 -6005 -9 -J1A)

Straight Through Reduction Connector with 600 Series Barbs, 3/8" (9.5 mm) and 1/4" (6.4 mm) ID Tubing

### N680/655 (-6 -6005 -9 -J1A)

Straight Through Reduction Connector with 600 Series Barbs, 1/2" (12.7 mm) and 1/4" (6.4 mm) ID Tubing

### N680/670 (-6 -6005 -9)

Straight Through Reduction Connector with 600 Series Barbs, 1/2" (12.7 mm) and 3/8" (9.5 mm) ID Tubing

### N690/655 (-6 -6005 -9)

Straight Through Reduction Connector with 600 Series Barbs, 5/8" (16.0 mm) and 1/4" (6.4 mm) ID Tubing

### N690/670 (-6 -6005 -9)

Straight Through Reduction Connector with 600 Series Barbs, 5/8" (16.0 mm) and 3/8" (9.5 mm) ID Tubing

### N6110/6100 (-6 -6005 -9)

Straight Through Reduction Connector with 600 Series Barbs, 1" (25.4 mm) and 3/4" (19.0 mm) ID Tubing

### N070/055 (-0 -6 -6005 -9)

Straight Through Reduction Connector with 500 Series Barbs, 3/8" (9.5 mm) and 1/4" (6.4 mm) ID Tubing

### N080/055 (-0 -6 -6005 -9)

Straight Through Reduction Connector with 500 Series Barbs, 1/2" (12.7 mm) and 1/4" (6.4 mm) ID Tubing

### N090/055 (-0 -6 -6005)

Straight Through Reduction Connector with 500 Series Barbs, 5/8" (16.0 mm) and 1/4" (6.4 mm) ID Tubing

### N080/070 (-0 -6 -6005 -9)

Straight Through Reduction Connector with 500 Series Barbs, 1/2" (12.7 mm) and 3/8" (9.5 mm) ID Tubing

### N090/070 (-0 -6 -6005)

Straight Through Reduction Connector with 500 Series Barbs, 5/8" (16.0 mm) and 3/8" (9.5 mm) ID Tubing

### N100/080 (-0 -6 -6005)

Straight Through Reduction Connector with 500 Series Barbs, 3/4" (19.0 mm) and 1/2" (12.7 mm) ID Tubing

### N110/100 (-0 -6 -6005)

Straight Through Reduction Connector with 500 Series Barbs, 1" (25.4 mm) and 3/4" (19.0 mm) ID Tubing

- 001 (various, see part description)
- 06 Orange Nylon
- 07 Yellow Nylon
- 0 Natural Nylon
- 1 White Nylon
- 2 Black Nylon
- 3 Red Nylon
- 4 Green Nylon
- 5 Blue Nylon
- 6 Natural Polypropylene
- 7 Glass Filled Natural Nylon
- 8 Gray Nylon
- 9 Clear Polycarbonate
- 10 Acetal
- 40 Polysulfone
- 62 Black Polypropylene
- 63 Red Polypropylene
- 81 Lace White ABS
- 91 White Polycarbonate
- 1006 Natural Acetal
- 1007 Black Acetal
- 6005 Animal-Free Polypropylene
- 6006 White Polypropylene
- 8003 Natural ABS
- 8012 White ABS
- 9002 Rad. Stable Polycarbonate
- 9010 Rad. Stable Polycarbonate
- B Buna-N O-ring
- CM030 Dark Blue Nylon
- E PTEE/EPDM
- EP EPDM O-ring
- J1A Natural Kynar PVDF
- PX Platinum-Cured Silicone
- U71 White Class VI Glass Filled Nylon
- U75 Blue Class VI Glass Filled Nylon
- X2 Buna-N Rubber
- XO Stainless Steel

- Pg 80 Chemical Resistance
- Pg 81 Regulatory Status
- Pg 82 Sterilization Stability
- Pg 83 Typical Properties

## TUBE-TO-TUBE: Elbow

### L210 (-1 -2 -6 -6005 -9 -J1A)

Elbow Connector with 200 Series Barbs, 1/16" (1.6 mm) ID Tubing



### L410 (-1 -2 -6 -6005 -J1A)

Elbow Connector with 400 Series Barbs, 1/16" (1.6 mm) ID Tubing



### L10 (-1 -2 -6 -6005 -J1A)

Elbow Connector with Classic Series Barbs, 1/16" (1.6 mm) ID Tubing



### L220 (-1 -2 -6 -6005 -9 -9002 -J1A)

Elbow Connector with 200 Series Barbs, 3/32" (2.4 mm) ID Tubing



### L420 (-1 -2 -6 -6005 -J1A)

Elbow Connector with 400 Series Barbs, 3/32" (2.4 mm) ID Tubing



### L20 (-1 -2 -6 -6005 -J1A)

Elbow Connector with Classic Series Barbs, 3/32" (2.4 mm) ID Tubing



### L230 (-1 -2 -6 -6005 -9 -J1A)

Elbow Connector with 200 Series Barbs, 1/8" (3.2 mm) ID Tubing



### L430 (-1 -2 -6 -6005 -J1A)

Elbow Connector with 400 Series Barbs, 1/8" (3.2 mm) ID Tubing



### L30 (-1 -2 -6 -6005 -J1A)

Elbow Connector with Classic Series Barbs, 1/8" (3.2 mm) ID Tubing



### L440 (-2)

Elbow Connector with 400 Series Barbs, 5/32" (4.0 mm) ID Tubing



### L40 (-1 -2 -6 -6005 -J1A)

Elbow Connector with Classic Series Barbs, 5/32" (4.0 mm) ID Tubing



### L50 (-1 -2 -6 -6005 -J1A)

Elbow Connector with Classic Series Barbs, 3/16" (4.8 mm) ID Tubing



### L60 (-1 -2 -6 -6005 -J1A)

Elbow Connector with Classic Series Barbs, 1/4" (6.4 mm) ID Tubing



## Material Reference

- 001 (various, see part description)
- 06 Orange Nylon
- 07 Yellow Nylon
- 0 Natural Nylon
- 1 White Nylon
- 2 Black Nylon
- 3 Red Nylon
- 4 Green Nylon
- 5 Blue Nylon
- 6 Natural Polypropylene
- 7 Glass Filled Natural Nylon
- 8 Gray Nylon
- 9 Clear Polycarbonate
- 10 Acetal
- 40 Polysulfone
- 62 Black Polypropylene
- 63 Red Polypropylene
- 81 Lace White ABS
- 91 White Polycarbonate
- 1006 Natural Acetal
- 1007 Black Acetal
- 6005 Animal-Free Polypropylene
- 6006 White Polypropylene
- 8003 Natural ABS
- 8012 White ABS
- 9002 Rad. Stable Polycarbonate
- 9010 Rad. Stable Polycarbonate
- B Buna-N O-ring
- CM030 Dark Blue Nylon
- E PTEE/EPDM
- EP EPDM O-ring
- J1A Natural Kynar PVDF
- PX Platinum-Cured Silicone
- U71 White Class VI Glass Filled Nylon
- U75 Blue Class VI Glass Filled Nylon
- X2 Buna-N Rubber
- XO Stainless Steel


### Need more details?

Part drawings, minimum order quantities, and CAD requests can be found online by [clicking here](#), or contact Sales at [sales@valueplastics.com](mailto:sales@valueplastics.com)

## Resin Reference

- Pg 80 Chemical Resistance
- Pg 81 Regulatory Status
- Pg 82 Sterilization Stability
- Pg 83 Typical Properties

## LARGE TUBE-TO-TUBE: Elbow



Reference part shown: **L070**

Due to size we are not able to display all large Tube-To-Tube connectors. Please click on the parts descriptions below to view further details online. Minimum package quantities vary by tube IDs, please verify minimum package sizes when placing orders.

### **L070 (-0 -6 -6005)**

Elbow Connector with 500 Series Barbs, 3/8" (9.5 mm) ID Tubing

### **L970 (-9)**

Elbow Connector with 900 Series Barbs, 3/8" (9.5 mm) ID Tubing

### **L080 (-0 -6 -6005)**

Elbow Connector with 500 Series Barbs, 1/2" (12.7 mm) ID Tubing

### **L975 (-9)**

Elbow Connector with 900 Series Barbs, 1/2" (12.7 mm) ID Tubing

### **L090 (-0 -6 -6005)**

Elbow Connector with 500 Series Barbs, 5/8" (16.0 mm) ID Tubing

### **L100 (-0 -6 -6005)**

Elbow Connector with 500 Series Barbs, 3/4" (19.0 mm) ID Tubing

### **L110 (-0 -6 -6005)**

Elbow Connector with 500 Series Barbs, 1" (25.4 mm) ID Tubing

### **L6110 (-6 -6005)**

Elbow Connector with 600 Series Barbs, 1" (25.4 mm) ID Tubing

### **CF494 (-6 -6005)**

Low-profile Elbow Connector with Custom 600 Series Barbs, 1" (25.4 mm) ID Tubing

## TUBE-TO-TUBE: Elbow Reducer

### **L220/210 (-1 -2 -6 -6005 -9 -J1A)**

Elbow Reduction Connector with 200 Series Barbs, 3/32" (2.4 mm) and 1/16" (1.6 mm) ID Tubing



### **L420/410 (-1 -2 -6 -6005 -J1A)**

Elbow Reduction Connector with 400 Series Barbs, 3/32" (2.4 mm) and 1/16" (1.6 mm) ID Tubing



### **L230/210 (-1 -2 -6 -6005 -9 -J1A)**

Elbow Reduction Connector with 200 Series Barbs, 1/8" (3.2 mm) and 1/16" (1.6 mm) ID Tubing



### **L430/410 (-1 -2 -6 -6005 -J1A)**

Elbow Reduction Connector with 400 Series Barbs, 1/8" (3.2 mm) and 1/16" (1.6 mm) ID Tubing



### **L230/220 (-1 -2 -6 -6005 -9 -J1A)**

Elbow Reduction Connector with 200 Series Barbs, 1/8" (3.2 mm) and 3/32" (2.4 mm) ID Tubing



### **L430/420 (-1 -2 -6 -6005 -J1A)**

Elbow Reduction Connector with 400 Series Barbs, 1/8" (3.2 mm) and 3/32" (2.4 mm) ID Tubing



### **L430/220 (-9002)**

Elbow Reduction Connector with a 400 Series Barb, 1/8" (3.2 mm) and a 200 Series Barb, 3/32" (2.4 mm) ID Tubing



47

# Material Reference

- 001 (various, see part description)
- 06 Orange Nylon
- 07 Yellow Nylon
- 0 Natural Nylon
- 1 White Nylon
- 2 Black Nylon
- 3 Red Nylon
- 4 Green Nylon
- 5 Blue Nylon
- 6 Natural Polypropylene
- 7 Glass Filled Natural Nylon
- 8 Gray Nylon
- 9 Clear Polycarbonate
- 10 Acetal
- 40 Polysulfone
- 62 Black Polypropylene
- 63 Red Polypropylene
- 81 Lace White ABS
- 91 White Polycarbonate
- 1006 Natural Acetal
- 1007 Black Acetal
- 6005 Animal-Free Polypropylene
- 6006 White Polypropylene
- 8003 Natural ABS
- 8012 White ABS
- 9002 Rad. Stable Polycarbonate
- 9010 Rad. Stable Polycarbonate
- B Buna-N O-ring
- CM030 Dark Blue Nylon
- E PTEE/EPDM
- EP EPDM O-ring
- J1A Natural Kynar PVDF
- PX Platinum-Cured Silicone
- U71 White Class VI Glass Filled Nylon
- U75 Blue Class VI Glass Filled Nylon
- X2 Buna-N Rubber
- XO Stainless Steel

TUBE-TO-TUBE  
FITTINGS

# Resin Reference

- Pg 80 Chemical Resistance
- Pg 81 Regulatory Status
- Pg 82 Sterilization Stability
- Pg 83 Typical Properties

## LARGE TUBE-TO-TUBE: Elbow Reducer



### Reference part shown: L070/055

Due to size we are not able to display all large Tube-To-Tube connectors. Please click on the parts descriptions below to view further details online. Minimum package quantities vary by tube IDs, please verify minimum package sizes when placing orders.

#### L070/055 (-0 -6 -6005)

Elbow Reduction Connector with 500 Series Barbs, 3/8" (9.5 mm) and 1/4" (6.4 mm) ID Tubing

#### L080/070 (-0 -6 -6005)

Elbow Reduction Connector with 500 Series Barbs, 1/2" (12.7 mm) and 3/8" (9.5 mm) ID Tubing

#### L100/080 (-0 -6 -6005)

Elbow Reduction Connector with 500 Series Barbs, 3/4" (19.0 mm) and 1/2" (12.7 mm) ID Tubing

#### L110/100 (-0 -6 -6005)

Elbow Reduction Connector with 500 Series Barbs, 1" (25.4 mm) and 3/4" (19.0 mm) ID Tubing

## TUBE-TO-TUBE:

### Tee

#### T210 (-1 -2 -6 -6005 -9 -J1A)

Tee Connector with 200 Series Barbs, 1/16" (1.6 mm) ID Tubing



#### T410 (-1 -2 -6 -6005 -J1A)

Tee Connector with 400 Series Barbs, 1/16" (1.6 mm) ID Tubing



#### T10 (-1 -2 -6 -6005 -J1A)

Tee Connector with Classic Series Barbs, 1/16" (1.6 mm) ID Tubing



#### T220 (-1 -2 -6 -6005 -9 -J1A)

Tee Connector with 200 Series Barbs, 3/32" (2.4 mm) ID Tubing



#### T420 (-1 -2 -6 -6005 -J1A)

Tee Connector with 400 Series Barbs, 3/32" (2.4 mm) ID Tubing



## TUBE-TO-TUBE:

### Tee

#### T20 (-1 -2 -6 -6005 -J1A)

Tee Connector with Classic Series Barbs, 3/32" (2.4 mm) ID Tubing



#### T230 (-1 -2 -5 -6 -6005 -9 -J1A)

Tee Connector with 200 Series Barbs, 1/8" (3.2 mm) ID Tubing



#### T250 (-1 -2 -6 -6005 -9 -J1A)

Tee Connector with 200 Series Barbs, 3/16" (4.8 mm) ID Tubing



#### T430 (-1 -2 -6 -6005 -9002 -J1A)

Tee Connector with 400 Series Barbs, 1/8" (3.2 mm) ID Tubing



#### T013 (-6005)

Tee Connector with 500 Series Barbs, 1/8" (3.2 mm) ID Tubing



#### T30 (-1 -2 -6 -6005 -9 -J1A)

Tee Connector with Classic Series Barbs, 1/8" (3.2 mm) ID Tubing




#### T40 (-1 -2 -6 -6005 -J1A)

Tee Connector with Classic Series Barbs, 5/32" (4 mm) ID Tubing



#### T055 (-6005)

Tee Connector with 500 Series Barbs, 1/4" (6.4 mm) ID Tubing



# Material Reference

- 001 (various, see part description)
- 06 Orange Nylon
- 07 Yellow Nylon
- 0 Natural Nylon
- 1 White Nylon
- 2 Black Nylon
- 3 Red Nylon
- 4 Green Nylon
- 5 Blue Nylon
- 6 Natural Polypropylene
- 7 Glass Filled Natural Nylon
- 8 Gray Nylon
- 9 Clear Polycarbonate
- 10 Acetal
- 40 Polysulfone
- 62 Black Polypropylene
- 63 Red Polypropylene
- 81 Lace White ABS
- 91 White Polycarbonate
- 1006 Natural Acetal
- 1007 Black Acetal
- 6005 Animal-Free Polypropylene
- 6006 White Polypropylene
- 8003 Natural ABS
- 8012 White ABS
- 9002 Rad. Stable Polycarbonate
- 9010 Rad. Stable Polycarbonate
- B Buna-N O-ring
- CM030 Dark Blue Nylon
- E PTEE/EPDM
- EP EPDM O-ring
- J1A Natural Kynar PVDF
- PX Platinum-Cured Silicone
- U71 White Class VI Glass Filled Nylon
- U75 Blue Class VI Glass Filled Nylon
- X2 Buna-N Rubber
- XO Stainless Steel

# Resin Reference

- Pg 80 Chemical Resistance
- Pg 81 Regulatory Status
- Pg 82 Sterilization Stability
- Pg 83 Typical Properties



## TUBE-TO-TUBE:

Tee


### T60 (-1 -2 -6 -6005 -9 -J1A)

Tee Connector with Classic Series Barbs, 1/4" (6.4 mm) ID Tubing



## LARGE TUBE-TO-TUBE:

Tee



Reference part shown: T070

Due to size we are not able to display all large Tube-To-Tube connectors. Please click on the parts descriptions below to view further details online. Minimum package quantities vary by tube IDs, please verify minimum package sizes when placing orders.

### T070 (-0 -6 -6005 -9)

Tee Connector with 500 Series Barbs, 3/8" (9.5 mm) ID Tubing

### T670 (-1 -6 -6005 -9 -J1A)

Tee Connector with 600 Series Barbs, 3/8" (9.5 mm) ID Tubing

### T970 (-9)

Tee Connector with 900 Series Barbs, 3/8" (9.5 mm) ID Tubing

### T080 (-0 -6 -6005 -9)

Tee Connector with 500 Series Barbs, 1/2" (12.7 mm) ID Tubing

### T680 (-6 -6005 -9 -J1A)

Tee Connector with 600 Series Barbs, 1/2" (12.7 mm) ID Tubing

### T975 (-9)

Tee Connector with 900 Series Barbs, 1/2" (12.7 mm) ID Tubing

### T690 (-6 -6005 -9)

Tee Connector with 600 Series Barbs, 5/8" (16.0 mm) ID Tubing

### T100 (-0 -6 -6005 -9)

Tee Connector with 500 Series Barbs, 3/4" (19.0 mm) ID Tubing

### T110 (-0 -6 -6005)

Tee Connector with 500 Series Barbs, 1" (25.4 mm) ID Tubing

## TUBE-TO-TUBE:

Tee Reducer

### T210/220 (-1 -2 -6 -6005 -9 -J1A)

Tee Reduction Connector with 400 Series Barbs, 3/32" (2.4 mm) and 1/16" (1.6 mm) ID Tubing



### T410/420 (-1 -2 -6 -6005 -J1A)

Tee Reduction Connector with 400 Series Barbs, 1/16" (1.6 mm) and 3/32" (2.4 mm) ID Tubing



### T420/410 (-1 -2 -6 -6005 -J1A)

Tee Reduction Connector with 400 Series Barbs, 3/32" (2.4 mm) and 1/16" (1.6 mm) ID Tubing



### T220/210 (-1 -2 -6 -6005 -9 -J1A)

Tee Reduction Connector with 200 Series Barbs, 3/32" (2.4 mm) and 1/16" (1.6 mm) ID Tubing



### T220R210 (-1 -2 -6 -6005 -9 -J1A)

Tee Reduction Connector with 200 Series Barbs, 3/32" (2.4 mm) and 1/16" (1.6 mm) ID Tubing



### T420R410 (-1 -2 -6 -6005 -J1A)

Tee Reduction Connector with 400 Series Barbs, 3/32" (2.4 mm) and 1/16" (1.6 mm) ID Tubing



### T430/410 (-1 -2 -6 -6005 -J1A)

Tee Reduction Connector with 400 Series Barbs, 1/8" (3.2 mm) and 1/16" (1.6 mm) ID Tubing



### T230/210 (-1 -2 -6 -6005 -9 -J1A)

Tee Reduction Connector with 200 Series Barbs, 1/8" (3.2 mm) and 1/16" (1.6 mm) ID Tubing



### T210/230 (-1 -2 -6 -6005 -9 -J1A)

Tee Reduction Connector with 200 Series Barbs, 1/16" (1.6 mm) and 1/8" (3.2 mm) ID Tubing



### T410/430 (-1 -2 -6 -6005 -J1A)

Tee Reduction Connector with 400 Series Barbs, 1/16" (1.6 mm) and 1/8" (3.2 mm) ID Tubing



49

# Material Reference

- 001 (various, see part description)
- 06 Orange Nylon
- 07 Yellow Nylon
- 0 Natural Nylon
- 1 White Nylon
- 2 Black Nylon
- 3 Red Nylon
- 4 Green Nylon
- 5 Blue Nylon
- 6 Natural Polypropylene
- 7 Glass Filled Natural Nylon
- 8 Gray Nylon
- 9 Clear Polycarbonate
- 10 Acetal
- 40 Polysulfone
- 62 Black Polypropylene
- 63 Red Polypropylene
- 81 Lace White ABS
- 91 White Polycarbonate
- 1006 Natural Acetal
- 1007 Black Acetal
- 6005 Animal-Free Polypropylene
- 6006 White Polypropylene
- 8003 Natural ABS
- 8012 White ABS
- 9002 Rad. Stable Polycarbonate
- 9010 Rad. Stable Polycarbonate
- B Buna-N O-ring
- CM030 Dark Blue Nylon
- E PTEE/EPDM
- EP EPDM O-ring
- J1A Natural Kynar PVDF
- PX Platinum-Cured Silicone
- U71 White Class VI Glass Filled Nylon
- U75 Blue Class VI Glass Filled Nylon
- X2 Buna-N Rubber
- XO Stainless Steel

TUBE-TO-TUBE  
FITTINGS

# Resin Reference

- Pg 80 Chemical Resistance
- Pg 81 Regulatory Status
- Pg 82 Sterilization Stability
- Pg 83 Typical Properties

## TUBE-TO-TUBE: Tee Reducer

### T230R210 (-1 -2 -6 -6005 -9 -J1A)

Tee Reduction Connector with 200 Series Barbs, 1/8" (3.2 mm) and 1/16" (1.6 mm) ID Tubing



### T430R410 (-1 -2 -6 -6005 -J1A)

Tee Reduction Connector with 400 Series Barbs, 1/8" (3.2 mm) and 1/16" (1.6 mm) ID Tubing



### T220/230 (-1 -2 -6 -6005 -9 -J1A)

Tee Reduction Connector with 200 Series Barbs, 3/32" (2.4 mm) and 1/8" (3.2 mm) ID Tubing



### T420/430 (-1 -2 -6 -6005 -J1A)

Tee Reduction Connector with 400 Series Barbs, 3/32" (2.4 mm) and 1/8" (3.2 mm) ID Tubing



### T230/220 (-1 -2 -6 -6005 -9 -J1A)

Tee Reduction Connector with 200 Series Barbs, 1/8" (3.2 mm) and 3/32" (2.4 mm) ID Tubing



### T430/420 (-1 -2 -3 -6 -6005 -J1A)

Tee Reduction Connector with 400 Series Barbs, 1/8" (3.2 mm) and 3/32" (2.4 mm) ID Tubing



### T230R220 (-1 -2 -6 -6005 -9 -J1A)

Tee Reduction Connector with 200 Series Barbs, 1/8" (3.2 mm) and 3/32" (2.4 mm) ID Tubing



### T430R420 (-1 -2 -6 -6005 -J1A)

Tee Reduction Connector with 400 Series Barbs, 1/8" (3.2 mm) and 3/32" (2.4 mm) ID Tubing



### T360/220 (-1 -2 -6 -6005 -9 -J1A)

Tee Reduction Connector with 200 and 300 Series Barbs, 1/4" (6.4 mm) and 3/32" (2.4 mm) ID Tubing



### T360/230 (-1 -2 -6 -6005 -9 -J1A)

Tee Reduction Connector with 200 and 300 Series Barbs, 1/4" (6.4 mm) and 1/8" (3.2 mm) ID Tubing




### T360/250 (-1 -2 -6 -6005 -9 -J1A)

Tee Reduction Connector with 200 and 300 Series Barbs, 1/4" (6.4 mm) and 3/16" (4.8 mm) ID Tubing



## LARGE TUBE-TO-TUBE: Tee



### Reference part shown: T070/055

Due to size we are not able to display all large Tube-To-Tube connectors. Please click on the parts descriptions below to view further details online. Minimum package quantities vary by tube IDs, please verify minimum package sizes when placing orders.

### T070/055 (-0 -6 -6005 -9)

Tee Reduction Connector with 500 Series Barbs, 3/8" (9.5 mm) and 1/4" (6.4 mm) ID Tubing

### T080/055 (-0 -6 -6005 -9)

Tee Reduction Connector with 500 Series Barbs, 1/2" (12.7 mm) and 1/4" (6.4 mm) ID Tubing

### T080/070 (-0 -6 -6005 -9)

Tee Reduction Connector with 500 Series Barbs, 1/2" (12.7 mm) and 3/8" (9.5 mm) ID Tubing

### T100/080 (-0 -6 -6005 -9)

Tee Reduction Connector with 500 Series Barbs, 3/4" (19.0 mm) and 1/2" (12.7 mm) ID Tubing

### T110/100 (-0 -6 -6005)

Tee Reduction Connector with 500 Series Barbs, 1" (25.4 mm) and 3/4" (19.0 mm) ID Tubing

# Material Reference

- 001 (various, see part description)
- 06 Orange Nylon
- 07 Yellow Nylon
- 0 Natural Nylon
- 1 White Nylon
- 2 Black Nylon
- 3 Red Nylon
- 4 Green Nylon
- 5 Blue Nylon
- 6 Natural Polypropylene
- 7 Glass Filled Natural Nylon
- 8 Gray Nylon
- 9 Clear Polycarbonate
- 10 Acetal
- 40 Polysulfone
- 62 Black Polypropylene
- 63 Red Polypropylene
- 81 Lace White ABS
- 91 White Polycarbonate
- 1006 Natural Acetal
- 1007 Black Acetal
- 6005 Animal-Free Polypropylene
- 6006 White Polypropylene
- 8003 Natural ABS
- 8012 White ABS
- 9002 Rad. Stable Polycarbonate
- 9010 Rad. Stable Polycarbonate
- B Buna-N O-ring
- CM030 Dark Blue Nylon
- E PTEE/EPDM
- EP EPDM O-ring
- J1A Natural Kynar PVDF
- PX Platinum-Cured Silicone
- U71 White Class VI Glass Filled Nylon
- U75 Blue Class VI Glass Filled Nylon
- X2 Buna-N Rubber
- XO Stainless Steel

## Resin Reference

- Pg 80 Chemical Resistance
- Pg 81 Regulatory Status
- Pg 82 Sterilization Stability
- Pg 83 Typical Properties



**Y210 (-1 -2 -6 -6005 -9 -J1A)**

Y Connector with 200 Series Barbs, 1/16" (1.6 mm) ID Tubing



**Y410 (-1 -2 -6 -6005 -J1A)**

Y Connector with 400 Series Barbs, 1/16" (1.6 mm) ID Tubing



**Y220 (-1 -2 -6 -6005 -9 -J1A)**

Y Connector with 200 Series Barbs, 3/32" (2.4 mm) ID Tubing



**Y420 (-1 -2 -6 -6005 -J1A)**

Y Connector with 400 Series Barbs, 3/32" (2.4 mm) ID Tubing



**Y230 (-1 -2 -3 -6 -6005 -9 -9002 -9010 -J1A)**

Y Connector with 200 Series Barbs, 1/8" (3.2 mm) ID Tubing



**Y430 (-1 -2 -6 -6005 -J1A)**

Y Connector with 400 Series Barbs, 1/8" (3.2 mm) ID Tubing



**Y013 (-6005)**

Y Connector with 500 Series Barbs, 1/8" (3.2 mm) ID Tubing



**Y240 (-1 -2 -6 -6005 -9 -J1A)**

Y Connector with 200 Series Barbs, 5/32" (4.0 mm) ID Tubing



**Y250 (-1 -2 -6 -6005 -9 -9002 -J1A)**

Y Connector with 200 Series Barbs, 3/16" (4.8 mm) ID Tubing



**Y450 (-1 -2 -6 -6005 -J1A)**

Y Connector with 400 Series Barbs, 3/16" (4.8 mm) ID Tubing



**Y260 (-1 -2 -6 -6005 -9 -9002 -J1A)**

Y Connector with 200 Series Barbs, 1/4" (6.4 mm) ID Tubing



**Y460 (-1 -2 -6 -6005 -9 -J1A)**

Y Connector with 400 Series Barbs, 1/4" (6.4 mm) ID Tubing



- 001 (various, see part description)
- 06 Orange Nylon
- 07 Yellow Nylon
- 0 Natural Nylon
- 1 White Nylon
- 2 Black Nylon
- 3 Red Nylon
- 4 Green Nylon
- 5 Blue Nylon
- 6 Natural Polypropylene
- 7 Glass Filled Natural Nylon
- 8 Gray Nylon
- 9 Clear Polycarbonate
- 10 Acetal
- 40 Polysulfone
- 62 Black Polypropylene
- 63 Red Polypropylene
- 81 Lace White ABS
- 91 White Polycarbonate
- 1006 Natural Acetal
- 1007 Black Acetal
- 6005 Animal-Free Polypropylene
- 6006 White Polypropylene
- 8003 Natural ABS
- 8012 White ABS
- 9002 Rad. Stable Polycarbonate
- 9010 Rad. Stable Polycarbonate
- B Buna-N O-ring
- CM030 Dark Blue Nylon
- E PTEE/EPDM
- EP EPDM O-ring
- J1A Natural Kynar PVDF
- PX Platinum-Cured Silicone
- U71 White Class VI Glass Filled Nylon
- U75 Blue Class VI Glass Filled Nylon
- X2 Buna-N Rubber
- XO Stainless Steel

TUBE-TO-TUBE FITTINGS

Resin Reference

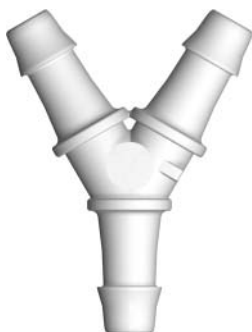
- Pg 80 Chemical Resistance
- Pg 81 Regulatory Status
- Pg 82 Sterilization Stability
- Pg 83 Typical Properties

## TUBE-TO-TUBE:

Y


**Y055 (-6005)**

Y Connector with 500 Series Barbs, 1/4" (6.4 mm) ID Tubing



## LARGE TUBE-TO-TUBE:

Y

Reference part shown: **Y070**

Due to size we are not able to display all large Tube-To-Tube connectors. Please click on the parts descriptions below to view further details online. Minimum package quantities vary by tube IDs, please verify minimum package sizes when placing orders.

**Y070 (-0 -6 -6005 -9)**

Y Connector with 500 Series Barbs, 3/8" (9.5 mm) ID Tubing

**Y670 (-6 -6005 -9 -J1A)**

Y Connector with 600 Series Barbs, 3/8" (9.5 mm) ID Tubing

**Y080 (-0 -6 -6005 -9)**

Y Connector with 500 Series Barbs, 1/2" (12.7 mm) ID Tubing

**Y680 (-6 -6005 -9 -J1A)**

Y Connector with 600 Series Barbs, 1/2" (12.7 mm) ID Tubing

**Y090 (-0 -6 -6005 -J1A)**

Y Connector with 500 Series Barbs, 5/8" (16.0 mm) ID Tubing

**Y100 (-0 -6 -6005 -J1A)**

Y Connector with 500 Series Barbs, 3/4" (19.0 mm) ID Tubing

**Y110 (-0 -6 -6005 )**

Y Connector with 500 Series Barbs, 1" (25.4 mm) ID Tubing

## TUBE-TO-TUBE:

Multiport

**3PF210 (-1 -6 -6005)**

Three-port F Style Manifold with 200 Series Barbs for 1/16" (1.6 mm) ID Tubing

**3PF220 (-1 -6 -6005)**


Three-port F Style Manifold with 200 Series Barbs for 3/32" (2.4 mm) ID Tubing

**3PF230 (-1 -6 -6005)**


Three-port F Style Manifold with 200 Series Barbs for 1/8" (3.2 mm) ID Tubing

**4PX210 (-1 -6 -6005)**


Four-port Cross Style Manifold with 200 Series Barbs for 1/16" (1.6 mm) ID Tubing

**4PX220 (-1 -6 -6005)**


Four-port Cross Style Manifold with 200 Series Barbs for 3/32" (2.4 mm) ID Tubing

**4PX230 (-1 -6 -6005)**

Four-port Cross Style Manifold with 200 Series Barbs for 1/8" (3.2 mm) ID Tubing

**4PDL210 (-1 -6 -6005)**

Four-port Double Elbow Style Manifold with 200 Series Barbs, 1/16" (1.6 mm) ID Tubing



## Material Reference


- 001 (various, see part description)
- 06 Orange Nylon
- 07 Yellow Nylon
- 0 Natural Nylon
- 1 White Nylon
- 2 Black Nylon
- 3 Red Nylon
- 4 Green Nylon
- 5 Blue Nylon
- 6 Natural Polypropylene
- 7 Glass Filled Natural Nylon
- 8 Gray Nylon
- 9 Clear Polycarbonate
- 10 Acetal
- 40 Polysulfone
- 62 Black Polypropylene
- 63 Red Polypropylene
- 81 Lace White ABS
- 91 White Polycarbonate
- 1006 Natural Acetal
- 1007 Black Acetal
- 6005 Animal-Free Polypropylene
- 6006 White Polypropylene
- 8003 Natural ABS
- 8012 White ABS
- 9002 Rad. Stable Polycarbonate
- 9010 Rad. Stable Polycarbonate
- B Buna-N O-ring
- CM030 Dark Blue Nylon
- E PTEE/EPDM
- EP EPDM O-ring
- J1A Natural Kynar PVDF
- PX Platinum-Cured Silicone
- U71 White Class VI Glass Filled Nylon
- U75 Blue Class VI Glass Filled Nylon
- X2 Buna-N Rubber
- XO Stainless Steel

## Resin Reference

- Pg 80 Chemical Resistance
- Pg 81 Regulatory Status
- Pg 82 Sterilization Stability
- Pg 83 Typical Properties


**4PDL220 (-1 -6 -6005)**

Four-port Double Elbow Style Manifold with 200 Series Barbs, 3/32" (2.4 mm) ID Tubing



**4PDL230 (-1 -6 -6005)**

Four-port Double Elbow Style Manifold with 200 Series Barbs, 1/8" (3.2 mm) ID Tubing




**4PLL210 (-1 -6 -6005)**

Four-port Thru Flow Double Elbow Style Manifold with 200 Series Barbs, 1/16" (1.6 mm) ID Tubing




**4PLL220 (-1 -6 -6005 -9)**

Four-port Thru Flow Double Elbow Style Manifold with 200 Series Barbs, 3/32" (2.4 mm) ID Tubing




**4PLL230 (-1 -2 -6 -6005)**

Four-port Thru Flow Double Elbow Style Manifold with 200 Series Barbs, 1/8" (3.2 mm) ID Tubing




**6PDT210 (-1 -6 -6005)**

Six-port Double T Style Manifold with 200 Series Barbs for 1/16" (1.6 mm) ID Tubing




**6PDT220 (-1 -6 -6005)**

Six-port Double T Style Manifold with 200 Series Barbs for 3/32" (2.4 mm) ID Tubing




**6PDT230 (-1 -6 -6005)**

Six-port Double T Style Manifold with 200 Series Barbs for 1/8" (3.2 mm) ID Tubing




**6PTT210 (-1 -6 -6005)**

Six-port Thru Flow Double T Style Manifold with 200 Series Barbs for 1/16" (1.6 mm) ID Tubing




**6PTT220 (-1 -6 -6005)**

Six-port Thru Flow Double T Style Manifold with 200 Series Barbs for 3/32" (2.4 mm) ID Tubing



**6PTT230 (-1 -6 -6005)**

Six-port Thru Flow Double T Style Manifold with 200 Series Barbs for 1/8" (3.2 mm) ID Tubing



**TUBE-TO-TUBE  
FITTINGS**

- 001 (various, see part description)
- 06 Orange Nylon
- 07 Yellow Nylon
- 0 Natural Nylon
- 1 White Nylon
- 2 Black Nylon
- 3 Red Nylon
- 4 Green Nylon
- 5 Blue Nylon
- 6 Natural Polypropylene
- 7 Glass Filled Natural Nylon
- 8 Gray Nylon
- 9 Clear Polycarbonate
- 10 Acetal
- 40 Polysulfone
- 62 Black Polypropylene
- 63 Red Polypropylene
- 81 Lace White ABS
- 91 White Polycarbonate
- 1006 Natural Acetal
- 1007 Black Acetal
- 6005 Animal-Free Polypropylene
- 6006 White Polypropylene
- 8003 Natural ABS
- 8012 White ABS
- 9002 Rad. Stable Polycarbonate
- 9010 Rad. Stable Polycarbonate
- B Buna-N O-ring
- CM030 Dark Blue Nylon
- E PTEE/EPDM
- EP EPDM O-ring
- J1A Natural Kynar PVDF
- PX Platinum-Cured Silicone
- U71 White Class VI Glass Filled Nylon
- U75 Blue Class VI Glass Filled Nylon
- X2 Buna-N Rubber
- XO Stainless Steel

**Checkout Online Ordering!**

Now you can find all of our 4,000+ parts for sale online.  
24 hours a day, 7 days a week, with no \$ minimums!

[www.valueplastics.com](http://www.valueplastics.com)

**Resin Reference**

- Pg 80** Chemical Resistance
- Pg 81** Regulatory Status
- Pg 82** Sterilization Stability
- Pg 83** Typical Properties

## TUBE-TO-TUBE: Press-In Plugs

### PIP210 (-1 -2 -6 -6005 -J1A)

Press-In Plug with 200 Series Barb, 1/16" (1.6 mm) ID Tubing



### PIP10 (-1 -2 -6 -6005 -J1A)

Press-In Plug with Classic Series Barb, 1/16" (1.6 mm) ID Tubing



### PIP220 (-1 -2 -6 -6005 -J1A)

Press-In Plug with 200 Series Barb, 3/32" (2.4 mm) ID Tubing



### PIP20 (-1 -2 -6 -6005 -J1A)

Press-In Plug with Classic Series Barb, 3/32" (2.4 mm) ID Tubing



### PIP230 (-1 -2 -6 -6005 -J1A)

Press-In Plug with 200 Series Barb, 1/8" (3.2 mm) ID Tubing



### PIP30 (-1 -2 -6 -6005 -J1A)

Press-In Plug with Classic Series Barb, 1/8" (3.2 mm) ID Tubing



### PIP240 (-1 -2 -6 -6005 -J1A)

Press-In Plug with 200 Series Barb, 5/32" (4.0 mm) ID Tubing



### PIP40 (-1 -2 -6 -6005 -J1A)

Press-In Plug with Classic Series Barb, 5/32" (4.0 mm) ID Tubing



### PIP50 (-1 -2 -6 -6005 -J1A)

Press-In Plug with Classic Series Barb, 3/16" (4.8 mm) ID Tubing



### PIP60 (-1 -2 -6 -6005 -J1A)

Press-In Plug with Classic Series Barb, 1/4" (6.4 mm) ID Tubing



### PIP070 (-0 -6 -6005)

Press-In Plug with 500 Series Barb, 3/8" (9.5 mm) ID Tubing




### PIP670 (-6005)

Press-In Plug with 600 Series Barb, 3/8" (9.5 mm) ID Tubing



### PIP080 (-6 -6005)

Press-In Plug with 500 Series Barb, 1/2" (12.7 mm) ID tubing



### PIP680 (-6005)

Press-In Plug with 600 Series Barb, 1/2" (12.7 mm) ID Tubing



## Material Reference

- 001 (various, see part description)
- 06 Orange Nylon
- 07 Yellow Nylon
- 0 Natural Nylon
- 1 White Nylon
- 2 Black Nylon
- 3 Red Nylon
- 4 Green Nylon
- 5 Blue Nylon
- 6 Natural Polypropylene
- 7 Glass Filled Natural Nylon
- 8 Gray Nylon
- 9 Clear Polycarbonate
- 10 Acetal
- 40 Polysulfone
- 62 Black Polypropylene
- 63 Red Polypropylene
- 81 Lace White ABS
- 91 White Polycarbonate
- 1006 Natural Acetal
- 1007 Black Acetal
- 6005 Animal-Free Polypropylene
- 6006 White Polypropylene
- 8003 Natural ABS
- 8012 White ABS
- 9002 Rad. Stable Polycarbonate
- 9010 Rad. Stable Polycarbonate
- B Buna-N O-ring
- CM030 Dark Blue Nylon
- E PTEE/EPDM
- EP EPDM O-ring
- J1A Natural Kynar PVDF
- PX Platinum-Cured Silicone
- U71 White Class VI Glass Filled Nylon
- U75 Blue Class VI Glass Filled Nylon
- X2 Buna-N Rubber
- XO Stainless Steel

## Resin Reference

- Pg 80 Chemical Resistance
- Pg 81 Regulatory Status
- Pg 82 Sterilization Stability
- Pg 83 Typical Properties

## TUBE-TO-TUBE: Ultrasonically Weldable Barb

### U10 (-1 -2 -7 -9)

Ultrasonically Weldable Fitting to Classic Series Barb, 1/16" (1.6 mm) ID Tubing



### U20 (-1 -2 -7)

Ultrasonically Weldable Fitting to Classic Series Barb, 3/32" (2.4 mm) ID Tubing



### U30 (-1 -2 -7)

Ultrasonically Weldable Fitting to Classic Series Barb, 1/8" (3.2 mm) ID Tubing



## TUBE-TO-TUBE PANEL MOUNTS: Straight Through and Reducer

### PMK210 (-1 -6 -6005)

Panel Mount Connector 10-32 UNF to 200 Series Barbs, 1/16" (1.6 mm) ID Tubing



### PMK220 (-1 -6 -6005)

Panel Mount Connector 10-32 UNF to 200 Series Barbs, 3/32" (2.4 mm) ID Tubing



### PMS230 (-1 -6 -6005)

Panel Mount Connector 1/4-28 UNF to 200 Series Barbs, 1/8" (3.2 mm) ID Tubing



### PMK220-210 (-1 -6 -6005)

Panel Mount Reduction Connector 10-32 UNF to 200 Series Barbs, 3/32" (2.4 mm) and 1/16" (1.6 mm) ID Tubing



### PMS230-210 (-1 -6 -6005)

Panel Mount Reduction Connector 1/4-28 UNF to 200 Series Barbs, 1/8" (3.2 mm) and 1/16" (1.6 mm) ID Tubing



### PMS230-220 (-1 -6 -6005)

Panel Mount Reduction Connector 1/4-28 UNF to 200 Series Barbs, 1/8" (3.2 mm) and 3/32" (2.4 mm) ID Tubing



## TUBE-TO-TUBE PANEL MOUNT ACCESSORIES: Lock Nuts and Color Coding Rings

### CCR (-1 -2 -3 -4 -5 -06 -07)

Color Coded Ring (For use with PMS, PMK, FTLLB or FTLB panel mount fittings)



### CCLR (-1 -2 -3 -4 -5 -06 -07)

Color Coded Lock Ring (For use with PMS, PMK, FTLLB or FTLB panel mount fittings)



### PMKN (-XO)

Panel Mount Nut 10-32 UNF with 3/8" Hex (For use with PMK panel mount fittings)



### PMSN (-XO)

Panel Mount Nut 1/4-28 UNF with 7/16" Hex (For use with PMS, FTLB, and FTLLB panel mount fittings)



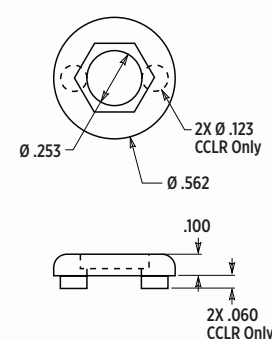
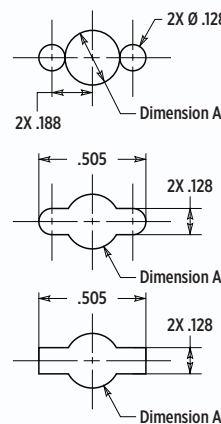
### LNS (-1 -2 -3 -4 -5 -06 -07 -6 -6005 -81 -J1A)

1/4-28 UNF Panel Mount Lock Nut (For use with PMS, FTLLB or FTLB panel mount fittings)



## Select the correct lock nut for your panel mount:

PART	Dimension A	Use Lock Nut
PMK Series	.193"	PMKN
PMS Series	.255"	PMSN or LNS



TUBE-TO-TUBE  
FITTINGS

55

# Material Reference

- 001 (various, see part description)
- 06 Orange Nylon
- 07 Yellow Nylon
- 0 Natural Nylon
- 1 White Nylon
- 2 Black Nylon
- 3 Red Nylon
- 4 Green Nylon
- 5 Blue Nylon
- 6 Natural Polypropylene
- 7 Glass Filled Natural Nylon
- 8 Gray Nylon
- 9 Clear Polycarbonate
- 10 Acetal
- 40 Polysulfone
- 62 Black Polypropylene
- 63 Red Polypropylene
- 81 Lace White ABS
- 91 White Polycarbonate
- 1006 Natural Acetal
- 1007 Black Acetal
- 6005 Animal-Free Polypropylene
- 6006 White Polypropylene
- 8003 Natural ABS
- 8012 White ABS
- 9002 Rad. Stable Polycarbonate
- 9010 Rad. Stable Polycarbonate
- B Buna-N O-ring
- CM030 Dark Blue Nylon
- E PTEE/EPDM
- EP EPDM O-ring
- J1A Natural Kynar PVDF
- PX Platinum-Cured Silicone
- U71 White Class VI Glass Filled Nylon
- U75 Blue Class VI Glass Filled Nylon
- X2 Buna-N Rubber
- XO Stainless Steel

## Resin Reference

- Pg 80 Chemical Resistance
- Pg 81 Regulatory Status
- Pg 82 Sterilization Stability
- Pg 83 Typical Properties

# THREADED FITTINGS



10-32 UNF Special Tapered Thread  
**PG-57**



1/4-28 UNF  
**PG-60**



1/4-28 UNF Bottom Sealing  
**PG-61**



Metric - M6x1  
**PG-62**



Metric - M5x.8  
**PG-62**



1/16-27 NPT  
**PG-63**



1/8-27 NPT  
**PG-64**



1/4-18 NPT Reducers  
**PG-65**



Custom Threaded Fittings  
**PG-11**



## The X Thread

Value Plastics X Series components have a tapered 10-32 thread that functions like a pipe thread. In comparison to standard 10-32 UNF threaded fittings, the tapered design works better with oversized ports and ports which are not perpendicular to the face of the component.

The 120 degree chamfer under the hex provides a seal when the fitting is tightened into a port with a countersink as shown below. It also seals on the thread due to interference on the pitch diameter. When using an elbow or tee, the tapered thread tightens radially and facilitates directional alignment of the barb.

## Other Thread Series

K, B, C and D Series fittings, designed for use with 10-32 UNF ports, are straight-threaded components. These fittings seal against the 120 degree chamfer under the hex on the fitting and do not tighten radially as they are assembled. S Series fittings are straight threaded components for 1/4-28 UNF ports, M5 Series are for M5 x .8 ports and M6 Series are for M6 x 1 ports.

Part numbers for fittings with pipe threads are noted below. Those for use with 1/16-27 NPT ports have part numbers prefixed with 16; those for 1/8-27 NPT ports have part numbers prefixed with 18; and those for 1/4-18 NPT ports have part numbers prefixed with 14.

The features shown below must be incorporated into the port when using our B, C, D, X, K, S, M5 and M6 Series fittings. Failure to do so will jeopardize the performance of the seal between the fitting and port. For applications in which this seal is highly critical, we recommend that you contact a sealant specialist.

*When working with threaded parts, Value Plastics strongly recommends that you test sample parts in your application.*

Value Plastics Thread Series	Dimension A Thread Length	Clearance Needed to Achieve Chamfer Seal	Dimension B Countersink Diameter	Feature C Internal Screw Thread Series
X	.200"	.250"	.210"-.230"	10-32 UNF 2B
K, B, C, D	.156"	.200"	.210"-.230"	10-32 UNF 2B
S	.204"	.250"	.270"-.290"	1/4-28 UNF 2B
M5	.192"	.250"	.210"-.230"	M5 X .8
M6	.235"	.375"	.270"-.290"	M6 X 1



## THREAD:

### 10-32 UNF, Special Tapered Thread

#### X210 (-1 -2 -3 -5 -6 -6005 -J1A)

10-32 Special Tapered Thread with 1/4" Hex to 200 Series Barb, 1/16" (1.6 mm) ID Tubing



#### K210 (-1 -2 -3 -5 -6 -6005 -J1A)

10-32 UNF Thread with 1/4" Hex to 200 Series Barb, 1/16" (1.6 mm) ID Tubing



#### X410 (-1 -2 -6 -6005 -J1A)

10-32 Special Tapered Thread with 1/4" Hex to 400 Series Barb, 1/16" (1.6 mm) ID Tubing



#### K410 (-1 -2 -6 -6005 -J1A)

10-32 UNF Thread with 1/4" Hex to 400 Series Barb, 1/16" (1.6 mm) ID Tubing



#### X10 (-1 -2 -6 -6005 -J1A)

10-32 Special Tapered Thread with 1/4" Hex to Classic Series Barb, 1/16" (1.6 mm) ID Tubing



#### K10 (-1 -2 -6 -6005 -J1A)

10-32 UNF Thread with 1/4" Hex to Classic Series Barb, 1/16" (1.6 mm) ID Tubing



#### X220 (-1 -2 -3 -6 -6005 -J1A)

10-32 Special Tapered Thread with 1/4" Hex to 200 Series Barb, 3/32" (2.4 mm) ID Tubing



#### K220 (-1 -2 -6 -6005 -J1A)

10-32 UNF Thread with 1/4" Hex to 200 Series Barb, 3/32" (2.4 mm) ID Tubing



#### X420 (-1 -2 -6 -6005 -J1A)

10-32 Special Tapered Thread with 1/4" Hex to 400 Series Barb, 3/32" (2.4 mm) ID Tubing



#### K420 (-1 -2 -6 -6005 -J1A)

10-32 UNF Thread with 1/4" Hex to 400 Series Barb, 3/32" (2.4 mm) ID Tubing



#### D (-1 -2 -3 -4 -5 -6 -6005 -J1A)

10-32 UNF Thread with 1/4" Hex to Classic Series Barb, 3/32" (2.4 mm) ID Tubing



#### X230 (-1 -2 -3 -5 -6 -6005 -J1A)

10-32 Special Tapered Thread with 1/4" Hex to 200 Series Barb, 1/8" (3.2 mm) ID Tubing



#### K230 (-1 -2 -6 -6005 -J1A)

10-32 UNF Thread with 1/4" Hex to 200 Series Barb, 1/8" (3.2 mm) ID Tubing



#### X430 (-1 -2 -3 -6 -6005 -J1A)

10-32 Special Tapered Thread with 1/4" Hex to 400 Series Barb, 1/8" (3.2 mm) ID Tubing



#### K430 (-1 -2 -6 -6005 -J1A)

10-32 UNF Thread with 1/4" Hex to 400 Series Barb, 1/8" (3.2 mm) ID Tubing



#### B (-1 -2 -3 -4 -5 -6 -6005 -J1A)

10-32 UNF Thread with 1/4" Hex to Classic Series Barb, 1/8" (3.2 mm) ID Tubing



#### C (-1 -2 -3 -4 -5 -6 -6005 -J1A)

10-32 UNF Thread with 1/4" Hex to Classic Series Barb, Short Neck, 1/8" (3.2 mm) ID Tubing



#### K240 (-1 -2 -6 -6005 -J1A)

10-32 UNF Thread with 1/4" Hex to 200 Series Barb, 5/32" (4.0 mm) ID Tubing



#### X240 (-1 -2 -6 -6005 -J1A)

10-32 Special Tapered Thread with 1/4" Hex to 200 Series Barb, 5/32" (4.0 mm) ID Tubing



#### X445 (-1 -2 -6 -6005 -J1A)

10-32 Special Tapered Thread with 1/4" Hex to 400 Series Barb, .170" (4.3 mm) ID Tubing



#### K445 (-1 -2 -6 -6005 -J1A)

10-32 UNF Thread with 1/4" Hex to 400 Series Barb, .170" (4.3 mm) ID Tubing



57

# Material Reference

- 001 (various, see part description)
- 06 Orange Nylon
- 07 Yellow Nylon
- 0 Natural Nylon
- 1 White Nylon
- 2 Black Nylon
- 3 Red Nylon
- 4 Green Nylon
- 5 Blue Nylon
- 6 Natural Polypropylene
- 7 Glass Filled Natural Nylon
- 8 Gray Nylon
- 9 Clear Polycarbonate
- 10 Acetal
- 40 Polysulfone
- 62 Black Polypropylene
- 63 Red Polypropylene
- 81 Lace White ABS
- 91 White Polycarbonate
- 1006 Natural Acetal
- 1007 Black Acetal
- 6005 Animal-Free Polypropylene
- 6006 White Polypropylene
- 8003 Natural ABS
- 8012 White ABS
- 9002 Rad. Stable Polycarbonate
- 9010 Rad. Stable Polycarbonate
- B Buna-N O-ring
- CM030 Dark Blue Nylon
- E PTEE/EPDM
- EP EPDM O-ring
- J1A Natural Kynar PVDF
- PX Platinum-Cured Silicone
- U71 White Class VI Glass Filled Nylon
- U75 Blue Class VI Glass Filled Nylon
- X2 Buna-N Rubber
- XO Stainless Steel

THREADED FITTINGS

# Resin Reference

- Pg 80 Chemical Resistance
- Pg 81 Regulatory Status
- Pg 82 Sterilization Stability
- Pg 83 Typical Properties

**THREAD:**

10-32 UNF, Special Tapered Thread Elbow

**XL210 (-1 -2 -6 -6005 -J1A)**

10-32 Special Tapered Thread Elbow with 1/4" Hex to 200 Series Barb, 1/16" (1.6 mm) ID Tubing

**KL210 (-1 -2 -6 -6005 -J1A)**

10-32 UNF Thread Elbow with 1/4" Hex to 200 Series Barb, 1/16" (1.6 mm) ID Tubing

**XL410 (-1 -2 -6 -6005 -J1A)**

10-32 Special Tapered Thread Elbow with 1/4" Hex to 400 Series Barb, 1/16" (1.6 mm) ID Tubing

**KL410 (-1 -2 -6 -6005 -J1A)**

10-32 UNF Thread Elbow with 1/4" Hex to 400 Series Barb, 1/16" (1.6 mm) ID Tubing

**XL220 (-1 -2 -6 -6005 -J1A)**

10-32 Special Tapered Thread Elbow with 1/4" Hex to 200 Series Barb, 3/32" (2.4 mm) ID Tubing

**KL220 (-1 -2 -6 -6005 -J1A)**

10-32 UNF Thread Elbow with 1/4" Hex to 200 Series Barb, 3/32" (2.4 mm) ID Tubing

**XL420 (-1 -2 -6 -6005 -J1A)**

10-32 Special Tapered Thread Elbow with 1/4" Hex to 400 Series Barb, 3/32" (2.4 mm) ID Tubing

**KL420 (-1 -2 -6 -6005 -J1A)**

10-32 UNF Thread Elbow with 1/4" Hex to 400 Series Barb, 3/32" (2.4 mm) ID Tubing

**XL230 (-1 -2 -6 -6005 -J1A)**

10-32 Special Tapered Thread Elbow with 1/4" Hex to 200 Series Barb, 1/8" (3.2 mm) ID Tubing

**KL230 (-1 -2 -6 -6005 -J1A)**

10-32 UNF Thread Elbow with 1/4" Hex to 200 Series Barb, 1/8" (3.2 mm) ID Tubing

**XL430 (-1 -2 -6 -6005 -J1A)**

10-32 Special Tapered Thread Elbow with 1/4" Hex to 400 Series Barb, 1/8" (3.2 mm) ID Tubing

**KL430 (-1 -2 -6 -6005 -J1A)**

10-32 UNF Thread Elbow with 1/4" Hex to 400 Series Barb, 1/8" (3.2 mm) ID Tubing



# Material Reference

- 001 (various, see part description)
- 06 Orange Nylon
- 07 Yellow Nylon
- 0 Natural Nylon
- 1 White Nylon
- 2 Black Nylon
- 3 Red Nylon
- 4 Green Nylon
- 5 Blue Nylon
- 6 Natural Polypropylene
- 7 Glass Filled Natural Nylon
- 8 Gray Nylon
- 9 Clear Polycarbonate
- 10 Acetal
- 40 Polysulfone
- 62 Black Polypropylene
- 63 Red Polypropylene
- 81 Lace White ABS
- 91 White Polycarbonate
- 1006 Natural Acetal
- 1007 Black Acetal
- 6005 Animal-Free Polypropylene
- 6006 White Polypropylene
- 8003 Natural ABS
- 8012 White ABS
- 9002 Rad. Stable Polycarbonate
- 9010 Rad. Stable Polycarbonate
- B Buna-N O-ring
- CM030 Dark Blue Nylon
- E PTEE/EPDM
- EP EPDM O-ring
- J1A Natural Kynar PVDF
- PX Platinum-Cured Silicone
- U71 White Class VI Glass Filled Nylon
- U75 Blue Class VI Glass Filled Nylon
- X2 Buna-N Rubber
- XO Stainless Steel

## Technical Assistance

Trying to choose the correct part? Need more material information than is published in this catalog? Call Value Plastics Technical support **(970) 267-5200**

## Resin Reference

- Pg 80** Chemical Resistance
- Pg 81** Regulatory Status
- Pg 82** Sterilization Stability
- Pg 83** Typical Properties

## THREAD:

10-32 UNF, Special Tapered Thread Tee

59

# Material Reference

### XT210 (-1 -2 -6 -6005 -J1A)

10-32 Special Tapered Thread Tee with 1/4" Hex to 200 Series Barb, 1/16" (1.6 mm) ID Tubing



### KT210 (-1 -2 -6 -6005 -J1A)

10-32 UNF Thread Tee with 1/4" Hex to 200 Series Barb, 1/16" (1.6 mm) ID Tubing



### XT410 (-1 -2 -6 -6005 -J1A)

10-32 Special Tapered Thread Tee with 1/4" Hex to 400 Series Barb, 1/16" (1.6 mm) ID Tubing



### KT410 (-1 -2 -6 -6005 -J1A)

10-32 UNF Thread Tee with 1/4" Hex to 400 Series Barb, 1/16" (1.6 mm) ID Tubing



### XT220 (-1 -2 -6 -6005 -J1A)

10-32 Special Tapered Thread Tee with 1/4" Hex to 200 Series Barb, 3/32" (2.4 mm) ID Tubing



### KT220 (-1 -2 -6 -6005 -J1A)

10-32 UNF Thread Tee with 1/4" Hex to 200 Series Barb, 3/32" (2.4 mm) ID Tubing



### XT420 (-1 -2 -6 -6005 -J1A)

10-32 Special Tapered Thread Tee with 1/4" Hex to 400 Series Barb, 3/32" (2.4 mm) ID Tubing



### KT420 (-1 -2 -6 -6005 -J1A)

10-32 UNF Thread Tee with 1/4" Hex to 400 Series Barb, 3/32" (2.4 mm) ID Tubing



### XT230 (-1 -2 -6 -6005 -J1A)

10-32 Special Tapered Thread Tee with 1/4" Hex to 200 Series Barb, 1/8" (3.2 mm) ID Tubing



### KT230 (-1 -2 -6 -6005 -J1A)

10-32 UNF Thread Tee with 1/4" Hex to 200 Series Barb, 1/8" (3.2 mm) ID Tubing



### XT430 (-1 -2 -6 -6005 -J1A)

10-32 Special Tapered Thread Tee with 1/4" Hex to 400 Series Barb, 1/8" (3.2 mm) ID Tubing



### KT430 (-1 -2 -6 -6005 -J1A)

10-32 UNF Thread Tee with 1/4" Hex to 400 Series Barb, 1/8" (3.2 mm) ID Tubing



-001 (various, see part description)

-06 Orange Nylon

-07 Yellow Nylon

-0 Natural Nylon

-1 White Nylon

-2 Black Nylon

-3 Red Nylon

-4 Green Nylon

-5 Blue Nylon

-6 Natural Polypropylene

-7 Glass Filled Natural Nylon

-8 Gray Nylon

-9 Clear Polycarbonate

-10 Acetal

-40 Polysulfone

-62 Black Polypropylene

-63 Red Polypropylene

-81 Lace White ABS

-91 White Polycarbonate

-1006 Natural Acetal

-1007 Black Acetal

-6005 Animal-Free Polypropylene

-6006 White Polypropylene

-8003 Natural ABS

-8012 White ABS

-9002 Rad. Stable Polycarbonate

-9010 Rad. Stable Polycarbonate

-B Buna-N O-ring

-CM030 Dark Blue Nylon

-E PTEE/EPDM

-EP EPDM O-ring

-J1A Natural Kynar PVDF

-PX Platinum-Cured Silicone

-U71 White Class VI Glass Filled Nylon

-U75 Blue Class VI Glass Filled Nylon

-X2 Buna-N Rubber

-XO Stainless Steel

THREADED FITTINGS

## Part Drawings Online!

Value Plastics provides dimensional drawings available for download for all of its fittings. [Click here](#) for immediate access to all Value Plastics parts!

## Resin Reference

Pg 80 Chemical Resistance

Pg 81 Regulatory Status

Pg 82 Sterilization Stability

Pg 83 Typical Properties

**THREAD:**

10-32 UNF, Special Tapered Thread Couplers and Plugs

**XN (-1 -2 -6 -6005 -J1A)**

10-32 Special Tapered Thread Coupler with 1/4" Hex

**KN (-1 -2 -6 -6005 -J1A)**

10-32 UNF Thread Coupler with 1/4" Hex

**XP (-1 -2 -6 -6005 -J1A)**

10-32 Special Tapered Thread Plug with 1/4" Hex

**KP (-1 -2 -6 -6005 -J1A)**

10-32 UNF Thread Plug with 1/4" Hex

**Looking for Something Different?**

Most of our best product ideas have come from you, our customers. While we pride ourselves on our extensive product offering, we recognize that your needs are ever-changing and that our products, too, must adapt to your needs.

If there's a new product you think Value Plastics should make, drop an email to [designcenter@valueplastics.com](mailto:designcenter@valueplastics.com) describing your product concept in as much detail as you desire. We will contact you with any questions, and who knows - the next catalog edition could include products YOU told us to build.

See [page 8](#) for more information on the Design Center!

**THREAD:**

1/4-28 UNF

**S210 (-1 -2 -6 -6005 -J1A)**

1/4-28 UNF Thread with 5/16" Hex to 200 Series Barb, 1/16" (1.6 mm) ID Tubing

**S410 (-1 -2 -6 -6005 -J1A)**

1/4-28 UNF Thread with 5/16" Hex to 400 Series Barb, 1/16" (1.6 mm) ID Tubing

**S10 (-1 -2 -6 -6005 -J1A)**

1/4-28 UNF Thread with 5/16" Hex to Classic Series Barb, 1/16" (1.6 mm) ID Tubing

**S220 (-1 -2 -6 -6005 -J1A)**

1/4-28 UNF Thread with 5/16" Hex to 200 Series Barb, 3/32" (2.4 mm) ID Tubing

**S420 (-1 -2 -6 -6005 -J1A)**

1/4-28 UNF Thread with 5/16" Hex to 400 Series Barb, 3/32" (2.4 mm) ID Tubing

**S20 (-1 -2 -6 -6005 -J1A)**

1/4-28 UNF Thread with 5/16" Hex to Classic Series Barb, 3/32" (2.4 mm) ID Tubing

**S230 (-1 -2 -6 -6005 -J1A)**

1/4-28 UNF Thread with 5/16" Hex to 200 Series Barb, 1/8" (3.2 mm) ID Tubing

**S430 (-1 -2 -6 -6005 -J1A)**

1/4-28 UNF Thread with 5/16" Hex to 400 Series Barb, 1/8" (3.2 mm) ID Tubing

**Material Reference**

- 001 (various, see part description)
- 06 Orange Nylon
- 07 Yellow Nylon
- 0 Natural Nylon
- 1 White Nylon
- 2 Black Nylon
- 3 Red Nylon
- 4 Green Nylon
- 5 Blue Nylon
- 6 Natural Polypropylene
- 7 Glass Filled Natural Nylon
- 8 Gray Nylon
- 9 Clear Polycarbonate
- 10 Acetal
- 40 Polysulfone
- 62 Black Polypropylene
- 63 Red Polypropylene
- 81 Lace White ABS
- 91 White Polycarbonate
- 1006 Natural Acetal
- 1007 Black Acetal
- 6005 Animal-Free Polypropylene
- 6006 White Polypropylene
- 8003 Natural ABS
- 8012 White ABS
- 9002 Rad. Stable Polycarbonate
- 9010 Rad. Stable Polycarbonate
- B Buna-N O-ring
- CM030 Dark Blue Nylon
- E PTEE/EPDM
- EP EPDM O-ring
- J1A Natural Kynar PVDF
- PX Platinum-Cured Silicone
- U71 White Class VI Glass Filled Nylon
- U75 Blue Class VI Glass Filled Nylon
- X2 Buna-N Rubber
- XO Stainless Steel

**Resin Reference**

- Pg 80** Chemical Resistance
- Pg 81** Regulatory Status
- Pg 82** Sterilization Stability
- Pg 83** Typical Properties

**THREAD:**  
1/4-28 UNF

**S30 (-1 -2 -6 -6005 -J1A)**

1/4-28 UNF Thread with 5/16" Hex to Classic Series Barb, 1/8" (3.2 mm) ID Tubing



**S240 (-1 -2 -6 -6005 -J1A)**

1/4-28 UNF Thread with 5/16" Hex to 200 Series Barb, 5/32" (4.0 mm) ID Tubing



**S40 (-1 -2 -6 -6005 -J1A)**

1/4-28 UNF Thread with 5/16" Hex to Classic Series Barb, 5/32" (4.0 mm) ID Tubing



**S445 (-1 -2 -6 -6005 -J1A)**

1/4-28 UNF Thread with 5/16" Hex to 400 Series Barb, .170" (4.3 mm) ID Tubing



**S250 (-1 -2 -6 -6005 -J1A)**

1/4-28 UNF Thread with 5/16" Hex to 200 Series Barb, 3/16" (4.8 mm) ID Tubing



**S450 (-1 -2 -6 -6005 -J1A)**

1/4-28 UNF Thread with 5/16" Hex to 400 Series Barb, 3/16" (4.8 mm) ID Tubing



**S50 (-1 -2 -6 -6005 -J1A)**

1/4-28 UNF Thread with 5/16" Hex to Classic Series Barb, 3/16" (4.8 mm) ID Tubing



**SP (-1 -2 -6 -6005 -J1A)**

1/4-28 UNF Thread Plug with 5/16" Hex



**THREAD:**  
1/4-28 UNF Bottom Sealing

**ABR004-6 UNDER (-1 -2 -3 -4 -5)**

1/4-28 UNF Bottom Sealing Rotating Thread with 5/16" Hex to 500 Series Barb, 1/16" (1.6 mm) ID Tubing



*Recommended torque:*  
*Polypropylene - 1.5-2 in. lbs.*  
*Kynar® - 2-4 in. lbs.*

**ABR004-J1A UNDER (-1 -2 -3 -4 -5 -J1A)**

1/4-28 UNF Bottom Sealing Rotating Thread with 5/16" Hex to 500 Series Barb, 1/16" (1.6 mm) ID Tubing



*Recommended torque:*  
*Polypropylene - 1.5-2 in. lbs.*  
*Kynar® - 2-4 in. lbs.*

**ABR007-6 UNDER (-1 -2 -3 -4 -5)**

1/4-28 UNF Bottom Sealing Rotating Thread with 5/16" Hex to 500 Series Barb, 3/32" (2.4 mm) ID Tubing



*Recommended torque:*  
*Polypropylene - 1.5-2 in. lbs.*  
*Kynar® - 2-4 in. lbs.*

**ABR007-J1A UNDER (-1 -2 -3 -4 -5 -J1A)**

1/4-28 UNF Bottom Sealing Rotating Thread with 5/16" Hex to 500 Series Barb, 3/32" (2.4 mm) ID Tubing



*Recommended torque:*  
*Polypropylene - 1.5-2 in. lbs.*  
*Kynar® - 2-4 in. lbs.*

**ABR013-6 UNDER (-1 -2 -3 -4 -5)**

1/4-28 UNF Bottom Sealing Rotating Thread with 5/16" Hex to 500 Series Barb, 1/8" (3.2 mm) ID Tubing



*Recommended torque:*  
*Polypropylene - 1.5-2 in. lbs.*  
*Kynar® - 2-4 in. lbs.*

**ABR013-J1A UNDER (-1 -2 -3 -4 -5 -J1A)**

1/4-28 UNF Bottom Sealing Rotating Thread with 5/16" Hex to 500 Series Barb, 1/8" (3.2 mm) ID Tubing



*Recommended torque:*  
*Polypropylene - 1.5-2 in. lbs.*  
*Kynar® - 2-4 in. lbs.*

**TECS116 (-6 -6005 -J1A)**

1/4-28 UNF Bottom Sealing Thread Tube End Coupler with 5/16" Hex, 1/16" (1.6 mm) OD Tubing



**TECS118 (-6 -6005 -J1A)**

1/4-28 UNF Bottom Sealing Thread Tube End Coupler with 5/16" Hex, 1/8" (3.2 mm) OD Tubing



# Material Reference

- 001 (various, see part description)
- 06 Orange Nylon
- 07 Yellow Nylon
- 0 Natural Nylon
- 1 White Nylon
- 2 Black Nylon
- 3 Red Nylon
- 4 Green Nylon
- 5 Blue Nylon
- 6 Natural Polypropylene
- 7 Glass Filled Natural Nylon
- 8 Gray Nylon
- 9 Clear Polycarbonate
- 10 Acetal
- 40 Polysulfone
- 62 Black Polypropylene
- 63 Red Polypropylene
- 81 Lace White ABS
- 91 White Polycarbonate
- 1006 Natural Acetal
- 1007 Black Acetal
- 6005 Animal-Free Polypropylene
- 6006 White Polypropylene
- 8003 Natural ABS
- 8012 White ABS
- 9002 Rad. Stable Polycarbonate
- 9010 Rad. Stable Polycarbonate
- B Buna-N O-ring
- CM030 Dark Blue Nylon
- E PTEE/EPDM
- EP EPDM O-ring
- J1A Natural Kynar PVDF
- PX Platinum-Cured Silicone
- U71 White Class VI Glass Filled Nylon
- U75 Blue Class VI Glass Filled Nylon
- X2 Buna-N Rubber
- XO Stainless Steel

THREADED FITTINGS

# Resin Reference

- Pg 80 Chemical Resistance
- Pg 81 Regulatory Status
- Pg 82 Sterilization Stability
- Pg 83 Typical Properties

**THREAD:**  
M6x1**M6210 (-1 -2 -6 -6005)**

M6x1 Thread with 5/16" Hex to 200 Series Barb, 1/16" (1.6 mm) ID Tubing

**M6410 (-1 -2 -6 -6005 -J1A)**

M6x1 Thread with 5/16" Hex to 400 Series Barb, 1/16" (1.6 mm) ID Tubing

**M6220 (-1 -2 -6 -6005 -J1A)**

M6x1 Thread with 5/16" Hex to 200 Series Barb, 3/32" (2.4 mm) ID Tubing

**M6420 (-1 -2 -6 -6005 -J1A)**

M6x1 Thread with 5/16" Hex to 400 Series Barb, 3/32" (2.4 mm) ID Tubing

**M6230 (-1 -2 -6 -6005 -J1A)**

M6x1 Thread with 5/16" Hex to 200 Series Barb, 1/8" (3.2 mm) ID Tubing

**M6430 (-1 -2 -6 -6005 -J1A)**

M6x1 Thread with 5/16" Hex to 400 Series Barb, 1/8" (3.2 mm) ID Tubing

**M6240 (-1 -2 -6 -6005 -J1A)**

M6x1 Thread with 5/16" Hex to 200 Series Barb, 5/32" (4.0 mm) ID Tubing

**M6445 (-1 -2 -6 -6005 -J1A)**

M6x1 Thread with 5/16" Hex to 400 Series Barb, .170" (4.3 mm) ID Tubing

**THREAD:**  
M6x1**M6250 (-1 -2 -6 -6005 -J1A)**

M6x1 Thread with 5/16" Hex to 200 Series Barb, 3/16" (4.8 mm) ID Tubing

**M6450 (-1 -2 -6 -6005 -J1A)**

M6x1 Thread with 5/16" Hex to 400 Series Barb, 3/16" (4.8 mm) ID Tubing

**M6P (-1 -2 -6 -6005 -J1A)**

M6x1 Thread Plug with 5/16" Hex

**THREAD:**  
M5x.8**M5210 (-1 -2 -6 -6005)**

M5x.8 Thread with 1/4" Hex to 200 Series Barb, 1/16" (1.6 mm) ID Tubing

**M5220 (-1 -2 -6 -6005)**

M5x.8 Thread with 1/4" Hex to 200 Series Barb, 3/32" (2.4 mm) ID Tubing

**M5230 (-1 -2 -6 -6005)**

M5x.8 Thread with 1/4" Hex to 200 Series Barb, 1/8" (3.2 mm) ID Tubing

**M5240 (-1 -2 -6 -6005)**

M5x.8 Thread with 1/4" Hex to 200 Series Barb, 5/32" (4.0 mm) ID Tubing



# Material Reference

- 001 (various, see part description)
- 06 Orange Nylon
- 07 Yellow Nylon
- 0 Natural Nylon
- 1 White Nylon
- 2 Black Nylon
- 3 Red Nylon
- 4 Green Nylon
- 5 Blue Nylon
- 6 Natural Polypropylene
- 7 Glass Filled Natural Nylon
- 8 Gray Nylon
- 9 Clear Polycarbonate
- 10 Acetal
- 40 Polysulfone
- 62 Black Polypropylene
- 63 Red Polypropylene
- 81 Lace White ABS
- 91 White Polycarbonate
- 1006 Natural Acetal
- 1007 Black Acetal
- 6005 Animal-Free Polypropylene
- 6006 White Polypropylene
- 8003 Natural ABS
- 8012 White ABS
- 9002 Rad. Stable Polycarbonate
- 9010 Rad. Stable Polycarbonate
- B Buna-N O-ring
- CM030 Dark Blue Nylon
- E PTEE/EPDM
- EP EPDM O-ring
- J1A Natural Kynar PVDF
- PX Platinum-Cured Silicone
- U71 White Class VI Glass Filled Nylon
- U75 Blue Class VI Glass Filled Nylon
- X2 Buna-N Rubber
- XO Stainless Steel

# Resin Reference

- Pg 80** Chemical Resistance
- Pg 81** Regulatory Status
- Pg 82** Sterilization Stability
- Pg 83** Typical Properties

## Part Drawings Online!

Value Plastics provides dimensional drawings available for download for all of its fittings. [Click here](#) for immediate access to all Value Plastics parts!

## Technical Assistance

Trying to choose the correct part? Need more material information than is published in this catalog? Call Value Plastics Technical support **(970) 267-5200**


**THREAD:**  
1/16-27 NPT

63

# Material Reference

**16210 (-1 -2 -6 -6005 -J1A)**

1/16-27 NPT Thread with 5/16" Hex to 200 Series Barb, 1/16" (1.6 mm) ID Tubing




**1630 (-1 -2 -6 -6005 -J1A)**

1/16-27 NPT Thread with 5/16" Hex to Classic Series Barb, 1/8" (3.2 mm) ID Tubing



**16410 (-1 -2 -6 -6005 -J1A)**

1/16-27 NPT Thread with 5/16" Hex to 400 Series Barb, 1/16" (1.6 mm) ID Tubing



**16240 (-1 -2 -6 -6005 -J1A)**

1/16-27 NPT Thread with 5/16" Hex to 200 Series Barb, 5/32" (4.0 mm) ID Tubing



**1610 (-1 -2 -6 -6005 -J1A)**

1/16-27 NPT Thread with 5/16" Hex to Classic Series Barb, 1/16" (1.6 mm) ID Tubing



**1640 (-1 -2 -6 -6005 -J1A)**

1/16-27 NPT Thread with 5/16" Hex to Classic Series Barb, 5/32" (4.0 mm) ID Tubing



**16220 (-1 -2 -6 -6005 -J1A)**

1/16-27 NPT Thread with 5/16" Hex to 200 Series Barb, 3/32" (2.4 mm) ID Tubing



**16445 (-1 -2 -6 -6005 -J1A)**

1/16-27 NPT Thread with 5/16" Hex to 400 Series Barb, .170" (4.3 mm) ID Tubing



**16420 (-1 -2 -6 -6005 -J1A)**

1/16-27 NPT Thread with 5/16" Hex to 400 Series Barb, 3/32" (2.4 mm) ID Tubing



**16250 (-1 -2 -6 -6005 -J1A)**

1/16-27 NPT Thread with 5/16" Hex to 200 Series Barb, 3/16" (4.8 mm) ID Tubing



**1620 (-1 -2 -6 -6005 -J1A)**

1/16-27 NPT Thread with 5/16" Hex to Classic Series Barb, 3/32" (2.4 mm) ID Tubing



**16450 (-1 -2 -6 -6005 -J1A)**

1/16-27 NPT Thread with 5/16" Hex to 400 Series Barb, 3/16" (4.8 mm) ID Tubing



**16230 (-1 -2 -6 -6005 -J1A)**

1/16-27 NPT Thread with 5/16" Hex to 200 Series Barb, 1/8" (3.2 mm) ID Tubing



**1650 (-1 -2 -6 -6005 -J1A)**

1/16-27 NPT Thread with 5/16" Hex to Classic Series Barb, 3/16" (4.8 mm) ID Tubing



**16430 (-1 -2 -6 -6005 -J1A)**

1/16-27 NPT Thread with 5/16" Hex to 400 Series Barb, 1/8" (3.2 mm) ID Tubing



**1600 (-1 -2 -6 -6005 -J1A)**

1/16-27 NPT Thread Plug with 5/16" Hex



THREADED FITTINGS

- 001 (various, see part description)
- 06 Orange Nylon
- 07 Yellow Nylon
- 0 Natural Nylon
- 1 White Nylon
- 2 Black Nylon
- 3 Red Nylon
- 4 Green Nylon
- 5 Blue Nylon
- 6 Natural Polypropylene
- 7 Glass Filled Natural Nylon
- 8 Gray Nylon
- 9 Clear Polycarbonate
- 10 Acetal
- 40 Polysulfone
- 62 Black Polypropylene
- 63 Red Polypropylene
- 81 Lace White ABS
- 91 White Polycarbonate
- 1006 Natural Acetal
- 1007 Black Acetal
- 6005 Animal-Free Polypropylene
- 6006 White Polypropylene
- 8003 Natural ABS
- 8012 White ABS
- 9002 Rad. Stable Polycarbonate
- 9010 Rad. Stable Polycarbonate
- B Buna-N O-ring
- CM030 Dark Blue Nylon
- E PTEE/EPDM
- EP EPDM O-ring
- J1A Natural Kynar PVDF
- PX Platinum-Cured Silicone
- U71 White Class VI Glass Filled Nylon
- U75 Blue Class VI Glass Filled Nylon
- X2 Buna-N Rubber
- XO Stainless Steel

# Resin Reference

- Pg 80 Chemical Resistance
- Pg 81 Regulatory Status
- Pg 82 Sterilization Stability
- Pg 83 Typical Properties

**THREAD:**  
1/8-27 NPT**18210 (-1 -2 -6 -6005 -J1A)**

1/8-27 NPT Thread with 7/16" Hex to 200 Series Barb, 1/16" (1.6 mm) ID Tubing

**18410 (-1 -2 -6 -6005 -J1A)**

1/8-27 NPT Thread with 7/16" Hex to 400 Series Barb, 1/16" (1.6 mm) ID Tubing

**1810 (-1 -2 -6 -6005 -J1A)**

1/8-27 NPT Thread with 7/16" Hex to Classic Series Barb, 1/16" (1.6 mm) ID Tubing

**18220 (-1 -2 -6 -6005 -J1A)**

1/8-27 NPT Thread with 7/16" Hex to 200 Series Barb, 3/32" (2.4 mm) ID Tubing

**18420 (-1 -2 -6 -6005 -J1A)**

1/8-27 NPT Thread with 7/16" Hex to 400 Series Barb, 3/32" (2.4 mm) ID Tubing

**1820 (-1 -2 -6 -6005 -J1A)**

1/8-27 NPT Thread with 7/16" Hex to Classic Series Barb, 3/32" (2.4 mm) ID Tubing

**18230 (-1 -2 -6 -6005 -J1A)**

1/8-27 NPT Thread with 7/16" Hex to 200 Series Barb, 1/8" (3.2 mm) ID Tubing

**18430 (-1 -2 -6 -6005 -J1A)**

1/8-27 NPT Thread with 7/16" Hex to 400 Series Barb, 1/8" (3.2 mm) ID Tubing

**1830 (-1 -2 -6 -6005 -J1A)**

1/8-27 NPT Thread with 7/16" Hex to Classic Series Barb, 1/8" (3.2 mm) ID Tubing

**18240 (-1 -2 -6 -6005 -J1A)**

1/8-27 NPT Thread with 7/16" Hex to 200 Series Barb, 5/32" (4.0 mm) ID Tubing

**1840 (-1 -2 -6 -6005 -J1A)**

1/8-27 NPT Thread with 7/16" Hex to Classic Series Barb, 5/32" (4.0 mm) ID Tubing

**18445 (-1 -2 -6 -6005 -J1A)**

1/8-27 NPT Thread with 7/16" Hex to 400 Series Barb, .170" (4.3 mm) ID Tubing

**1850 (-1 -2 -6 -6005 -J1A)**

1/8-27 NPT Thread with 7/16" Hex to Classic Series Barb, 3/16" (4.8 mm) ID Tubing

**1860 (-1 -2 -6 -6005 -J1A)**

1/8-27 NPT Thread with 7/16" Hex to Classic Series Barb, 1/4" (6.4 mm) ID Tubing



# Material Reference

- 001 (various, see part description)
- 06 Orange Nylon
- 07 Yellow Nylon
- 0 Natural Nylon
- 1 White Nylon
- 2 Black Nylon
- 3 Red Nylon
- 4 Green Nylon
- 5 Blue Nylon
- 6 Natural Polypropylene
- 7 Glass Filled Natural Nylon
- 8 Gray Nylon
- 9 Clear Polycarbonate
- 10 Acetal
- 40 Polysulfone
- 62 Black Polypropylene
- 63 Red Polypropylene
- 81 Lace White ABS
- 91 White Polycarbonate
- 1006 Natural Acetal
- 1007 Black Acetal
- 6005 Animal-Free Polypropylene
- 6006 White Polypropylene
- 8003 Natural ABS
- 8012 White ABS
- 9002 Rad. Stable Polycarbonate
- 9010 Rad. Stable Polycarbonate
- B Buna-N O-ring
- CM030 Dark Blue Nylon
- E PTEE/EPDM
- EP EPDM O-ring
- J1A Natural Kynar PVDF
- PX Platinum-Cured Silicone
- U71 White Class VI Glass Filled Nylon
- U75 Blue Class VI Glass Filled Nylon
- X2 Buna-N Rubber
- XO Stainless Steel

# Resin Reference

- Pg 80 Chemical Resistance
- Pg 81 Regulatory Status
- Pg 82 Sterilization Stability
- Pg 83 Typical Properties



**THREAD:**  
1/8-27 NPT Elbows

**18L230 (-1 -2 -6 -6005 -J1A)**

1/8-27 NPT Thread Elbow with 7/16" Hex to 200 Series Barb, 1/8" (3.2 mm) ID Tubing



**18L250 (-1 -2 -6 -6005 -J1A)**

1/8-27 NPT Thread Elbow with 7/16" Hex to 200 Series Barb, 3/16" (4.8 mm) ID Tubing



**18L260 (-1 -2 -6 -6005 -J1A)**

1/8-27 NPT Thread Elbow with 7/16" Hex to 200 Series Barb, 1/4" (6.4 mm) ID Tubing



**THREAD:**  
1/8-27 NPT Tees

**18T250 (-1 -2 -6 -6005 -J1A)**

1/8-27 NPT Thread Tee with 7/16" Hex to 200 Series Barb, 3/16" (4.8 mm) ID Tubing



**18T260 (-1 -2 -6 -6005 -J1A)**


1/8-27 NPT Thread Tee with 7/16" Hex to 200 Series Barb, 1/4" (6.4 mm) ID Tubing



**THREAD:**  
1/8-27 NPT Plugs

**1800 (-1 -2 -6 -6005 -J1A)**


1/8-27 NPT Thread Plug with 7/16" Hex



**THREAD:**  
1/8-27 NPT Reducers

**1801 (-1 -2 -6 -6005 -J1A)**

Reducer with 1/8-27 NPT Male Thread and 7/16" Hex to 10-32 UNF Female Thread



**1802 (-1 -2 -6 -6005 -J1A)**


Reducer with 1/8-27 NPT Male Thread and 7/16" Hex to 1/4-28 UNF Female Thread



**THREAD:**  
1/4-18 NPT Reducers

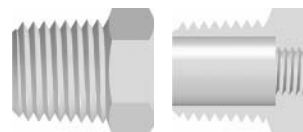
**1401 (-1 -2 -6 -6005 -J1A)**

Reducer with 1/4-18 NPT Male Thread and 9/16" Hex to 10-32 UNF Female Thread



**1402 (-1 -2 -6 -6005 -J1A)**

Reducer with 1/4-18 NPT Male Thread and 9/16" Hex to 1/4-28 UNF Female Thread



**Checkout Online Ordering!**

Now you can find all of our 4,000+ parts for sale online.  
24 hours a day, 7 days a week, with no \$ minimums!

[www.valueplastics.com](http://www.valueplastics.com)

65

# Material Reference

- 001 (various, see part description)
- 06 Orange Nylon
- 07 Yellow Nylon
- 0 Natural Nylon
- 1 White Nylon
- 2 Black Nylon
- 3 Red Nylon
- 4 Green Nylon
- 5 Blue Nylon
- 6 Natural Polypropylene
- 7 Glass Filled Natural Nylon
- 8 Gray Nylon
- 9 Clear Polycarbonate
- 10 Acetal
- 40 Polysulfone
- 62 Black Polypropylene
- 63 Red Polypropylene
- 81 Lace White ABS
- 91 White Polycarbonate
- 1006 Natural Acetal
- 1007 Black Acetal
- 6005 Animal-Free Polypropylene
- 6006 White Polypropylene
- 8003 Natural ABS
- 8012 White ABS
- 9002 Rad. Stable Polycarbonate
- 9010 Rad. Stable Polycarbonate
- B Buna-N O-ring
- CM030 Dark Blue Nylon
- E PTEE/EPDM
- EP EPDM O-ring
- J1A Natural Kynar PVDF
- PX Platinum-Cured Silicone
- U71 White Class VI Glass Filled Nylon
- U75 Blue Class VI Glass Filled Nylon
- X2 Buna-N Rubber
- XO Stainless Steel

THREADED FITTINGS

# Resin Reference

- Pg 80 Chemical Resistance
- Pg 81 Regulatory Status
- Pg 82 Sterilization Stability
- Pg 83 Typical Properties

# BUILD-A-PART®



## FITTINGS

Junction Blocks  
**PG-67**



Accessories  
**PG-68**



Barbs  
**PG-68**



Threads  
**PG-69**



### Bonding Suggestions

Prior to actually bonding, press together a model of the manifold to use as a reference.

Do not mix plastic resins. Consult your adhesive specialist if you need to bond dissimilar materials.

These components are designed for bonding with any one of a number of solvents, but other adhesive systems may be used. When solvent bonding, use a very small gauge needle (typically 27 or 30) for best solvent control. Consult your adhesive specialist for guidance on other systems.

Apply solvent sparingly. Most solvents are low viscosity and readily wick into the bondline. Excessive solvent may compromise the aesthetics and the function of the assembly.

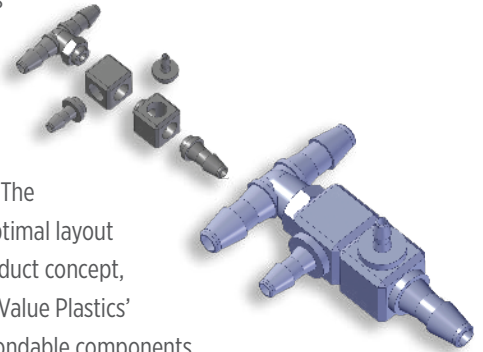
Press the mating components together leaving a .01-.03" gap between them for the solvent. Place the components in an orientation such that they may be rotated ¼ turn to their final position after applying the solvent.

After applying solvent, wait a few seconds, then rotate the components to their final position. When making a long manifold with bondable junction blocks it may be helpful to push the assembly against a flat surface to align the blocks before the solvent has set.

### Affordable Unique Solutions:

*Design Your New Component with Build-A-Part® bondable components!*

Component designers no longer need be constrained by the limitations of injection molding tool design. The exact fitting, in the optimal layout for the process or product concept, is now available with Value Plastics' line of Build-a-Part bondable components, designed for use with gases or liquids.



The Build-a-Part system is based on combining interchangeable components, joining junction blocks and luer, hose barb or threaded features to create the desired configuration. The features are bonded to the junction blocks using commonly available adhesives. Junction blocks and features may be bonded together to create multi-port, multi-axis products that receive and redirect fluid flow in whatever direction the designer desires. The only limitation is the designer's imagination.

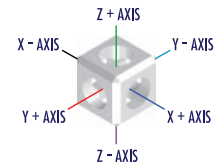
114 component options are available from stock in two primary materials. Options include ISO 594-1 compliant male and female luers and hose barbs in 1/16" (1.6 mm), 3/32" (2.4 mm) and 1/8" (3.2 mm) in straight, elbow and branch tee configurations. Also available are male threads including 10-32 UNF, 1/16-27 NPT, 1/8-27 NPT, 1/4-28 UNF and M6x1 versions, and mounting devices.

The complete range is available in two primary resins: white ABS or translucent polysulfone. For ease of testing concepts, Value Plastics offers designer kits in both resins. Each kit contains hundreds of components for prototype purposes, enabling designs to be created and modified prior to production commitment.

BLOCK	NUMBER	MATERIAL
Build-A-Part Junction Blocks. See Configuration Table for specifications.		
	BDJ01-40	Polysulfone
	BDJ01-81	Lace White ABS
	BDJ02-40	Polysulfone
	BDJ02-81	Lace White ABS
	BDJ03-40	Polysulfone
	BDJ03-81	Lace White ABS
	BDJ04-40	Polysulfone
	BDJ04-81	Lace White ABS
	BDJ05-40	Polysulfone
	BDJ05-81	Lace White ABS
	BDJ06-40	Polysulfone
	BDJ06-81	Lace White ABS
	BDJ07-40	Polysulfone
	BDJ07-81	Lace White ABS
	BDJ08-40	Polysulfone
	BDJ08-81	Lace White ABS
	BDJ09-40	Polysulfone
	BDJ09-81	Lace White ABS
	BDJ10-40	Polysulfone
	BDJ10-81	Lace White ABS
	BDJ11-40	Polysulfone
	BDJ11-81	Lace White ABS
	BDJ12-40	Polysulfone
	BDJ12-81	Lace White ABS
	BDJ13-40	Polysulfone
	BDJ13-81	Lace White ABS
	BDJ14-40*	Polysulfone
	BDJ14-81*	Lace White ABS
	BDJ15-40*	Polysulfone
	BDJ15-81*	Lace White ABS

\*Check valve junction block. For use with RB01 and SB01

BLOCK	NUMBER	MATERIAL
Build-A-Part Junction Blocks with Mounting Port. See Config. Table below for specifications.		
	BDJ16-40*	Polysulfone
	BDJ16-81*	Lace White ABS
	BDJ17-40*	Polysulfone
	BDJ17-81*	Lace White ABS
	BDJ18-40	Polysulfone
	BDJ18-81	Lace White ABS
	BDJ19-40	Polysulfone
	BDJ19-81	Lace White ABS
	BDJ20-40	Polysulfone
	BDJ20-81	Lace White ABS
	BDJ21-40	Polysulfone
	BDJ21-81	Lace White ABS
	BDJ22-40	Polysulfone
	BDJ22-81	Lace White ABS



**Build-A-Part Junction Block Configuration Table**

BLOCK	X+ AXIS	X- AXIS	Y+ AXIS	Y- AXIS	Z+ AXIS	Z- AXIS
BDJ01	Female	Female				
BDJ02			Female		Female	
BDJ03			Female		Female	Female
BDJ04	Female	Female	Female	Female		
BDJ05	Female		Female		Female	
BDJ06	Female		Female		Female	Female
BDJ07	Female	Female	Female	Female	Female	
BDJ08	Female	Female	Female	Female	Female	Female
BDJ09	Male	Female	Female		Female	Female
BDJ10	Male	Female	Female	Female	Female	Female
BDJ11	Male	Female	Female	Female		
BDJ12	Male	Female	Female			
BDJ13	Male	Female	Female		Female	
BDJ14	Male	Female				
BDJ15	Female	Female				
BDJ16	Female	Female		Female <sup>a</sup>		
BDJ17	Male	Female	Female <sup>a</sup>			
BDJ18	Male <sup>b</sup>	Female	Female		Female	Female
BDJ19	Male <sup>b</sup>	Female	Female	Female	Female	Female
BDJ20	Male <sup>b</sup>	Female	Female	Female		
BDJ21	Male <sup>b</sup>	Female	Female			
BDJ22	Male <sup>b</sup>	Female	Female		Female	

<sup>a</sup>For non-flow manifolding <sup>b</sup>For use with BDMD

**RB01 (-X2) SB01 (-X0)**

Check Valve Ball 5/32" Diameter

**BDMRP (-40 -81)**

Bondable Plug

**BDMD (-40 -81)**

Bondable Mounting Device

**BDMFTLL (-40 -81 -9)**

Bondable Female Luer Thread Style

**BDMMTL (-40 -81)**

Bondable Male Luer (May be used with separate rotating lock ring; RMLLR)

**RMLLR (-1 -2 -3 -4 -5 -06 -07 -6 -6005 -9 -9002 -J1A)**

Rotating Male Luer Lock Ring (For use with BDMMTL)

**BDMR210 (-40 -81 -9 -9002)**

Bondable 200 Series Barb, 1/16" (1.6 mm) ID Tubing

**BDMR410 (-40 -81)**

Bondable 400 Series Barb, 1/16" (1.6 mm) ID Tubing

**BDMR220 (-40 -81)**

Bondable 200 Series Barb, 3/32" (2.4 mm) ID Tubing

**BDMR420 (-40 -81)**

Bondable 400 Series Barb, 3/32" (2.4 mm) ID Tubing

**BDMR230 (-40 -81)**

Bondable 200 Series Barb, 1/8" (3.2 mm) ID Tubing

**BDMR430 (-40 -81)**

Bondable 400 Series Barb, 1/8" (3.2 mm) ID Tubing

**BDMR240 (-40 -6 -6005 -81)**

Bondable 200 Series Barb, 5/32" (4.0 mm) ID Tubing

**BDMR445 (-40 -81)**

Bondable 400 Series Barb, .170" (4.3 mm) ID Tubing

**BDML210 (-40 -81 -9)**

Bondable Elbow 200 Series Barb, 1/16" (1.6 mm) ID Tubing

**BDML410 (-40 -81)**

Bondable Elbow 400 Series Barb, 1/16" (1.6 mm) ID Tubing

**BDML220 (-40 -81 -9)**

Bondable Elbow 200 Series Barb, 3/32" (2.4 mm) ID Tubing

**BDML420 (-40 -81)**

Bondable Elbow 400 Series Barb, 3/32" (2.4 mm) ID Tubing

**BDML230 (-40 -81)**

Bondable Elbow 200 Series Barb, 1/8" (3.2 mm) ID Tubing

**BDML430 (-40 -81)**

Bondable Elbow 400 Series Barb, 1/8" (3.2 mm) ID Tubing



# Material Reference

**-001** (various, see part description)**-06** Orange Nylon**-07** Yellow Nylon**-0** Natural Nylon**-1** White Nylon**-2** Black Nylon**-3** Red Nylon**-4** Green Nylon**-5** Blue Nylon**-6** Natural Polypropylene**-7** Glass Filled Natural Nylon**-8** Gray Nylon**-9** Clear Polycarbonate**-10** Acetal**-40** Polysulfone**-62** Black Polypropylene**-63** Red Polypropylene**-81** Lace White ABS**-91** White Polycarbonate**-1006** Natural Acetal**-1007** Black Acetal**-6005** Animal-Free Polypropylene**-6006** White Polypropylene**-8003** Natural ABS**-8012** White ABS**-9002** Rad. Stable Polycarbonate**-9010** Rad. Stable Polycarbonate**-B** Buna-N O-ring**-CM030** Dark Blue Nylon**-E** PTEE/EPDM**-EP** EPDM O-ring**-J1A** Natural Kynar PVDF**-PX** Platinum-Cured Silicone**-U71** White Class VI Glass Filled Nylon**-U75** Blue Class VI Glass Filled Nylon**-X2** Buna-N Rubber**-XO** Stainless Steel

# Resin Reference

**Pg 80** Chemical Resistance**Pg 81** Regulatory Status**Pg 82** Sterilization Stability**Pg 83** Typical Properties

## BUILD-A-PART:

### Tees

#### **BDMT210 (-40 -81)**

Bondable Tee 200 Series Barb, 1/16" (1.6 mm) ID Tubing



#### **BDMT410 (-40 -81)**

Bondable Tee 400 Series Barb, 1/16" (1.6 mm) ID Tubing



#### **BDMT220 (-40 -81)**

Bondable Tee 200 Series Barb, 3/32" (2.4 mm) ID Tubing



#### **BDMT420 (-40 -81)**

Bondable Tee 400 Series Barb, 3/32" (2.4 mm) ID Tubing



#### **BDMT230 (-40 -81)**

Bondable Tee 200 Series Barb, 1/8" (3.2 mm) ID Tubing



#### **BDMT430 (-40 -81)**

Bondable Tee 400 Series Barb, 1/8" (3.2 mm) ID Tubing



## Checkout Online Ordering!

Now you can find all of our 4,000+ parts for sale online.  
24 hours a day, 7 days a week, with no \$ minimums!

[www.valueplastics.com](http://www.valueplastics.com)

## BUILD-A-PART:

### Threads

#### **BDMX (-40 -81)**

Bondable 10-32 Special Tapered Thread with 1/4" Hex



#### **BDMK (-40 -81)**

Bondable 10-32 UNF Thread with 1/4" Hex



#### **BDS (-81)**

Bondable 1/4-28 UNF Thread with 5/16" Hex



#### **BDM6 (-40 -81)**

Bondable M6x1 Thread with 5/16" Hex



#### **BDM16 (-40 -81)**

Bondable 1/16-27 NPT Thread with 5/16" Hex



#### **BDM18 (-40 -81)**

Bondable 1/8-27 NPT Thread with 7/16" Hex



#### **BDF16 (-40 -81)**

Bondable 1/16-27 NPT Thread with 5/16" Hex



#### **BDF18 (-40 -81)**

Bondable 1/8-27 NPT Thread with 7/16" Hex



#### **BDFM6 (-40 -81)**

Bondable M6x1 Thread with 5/16" Hex



#### **BDFS (-40 -81)**

Bondable 1/4-28 UNF Thread with 5/16" Hex



69

# Material Reference

- 001 (various, see part description)
- 06 Orange Nylon
- 07 Yellow Nylon
- 0 Natural Nylon
- 1 White Nylon
- 2 Black Nylon
- 3 Red Nylon
- 4 Green Nylon
- 5 Blue Nylon
- 6 Natural Polypropylene
- 7 Glass Filled Natural Nylon
- 8 Gray Nylon
- 9 Clear Polycarbonate
- 10 Acetal
- 40 Polysulfone
- 62 Black Polypropylene
- 63 Red Polypropylene
- 81 Lace White ABS
- 91 White Polycarbonate
- 1006 Natural Acetal
- 1007 Black Acetal
- 6005 Animal-Free Polypropylene
- 6006 White Polypropylene
- 8003 Natural ABS
- 8012 White ABS
- 9002 Rad. Stable Polycarbonate
- 9010 Rad. Stable Polycarbonate
- B Buna-N O-ring
- CM030 Dark Blue Nylon
- E PTEE/EPDM
- EP EPDM O-ring
- J1A Natural Kynar PVDF
- PX Platinum-Cured Silicone
- U71 White Class VI Glass Filled Nylon
- U75 Blue Class VI Glass Filled Nylon
- X2 Buna-N Rubber
- XO Stainless Steel

BUILD-A  
PART


# Resin Reference

- Pg 80 Chemical Resistance
- Pg 81 Regulatory Status
- Pg 82 Sterilization Stability
- Pg 83 Typical Properties

# OTHER COMPONENTS



Check Valves  
PG-70



Clamps  
PG-70



Injection Sites  
PG-71



Stopcocks  
PG-71



Spikes  
PG-71



Tubing  
PG-72



Designer Kits  
PG-73



Tubesetter Assembly Tool  
PG-75



## OTHER COMPONENTS: Components

### VPS5401068N (Polycarbonate with Silicone Disk)

Check Valve, Male/Female Luer, 420 mL/min flow rate at 1 M head 30 psi back pressure, 1/4 psi inlet cracking pressure



### VPS5401020N (Polycarbonate with Silicone Disk)

Check Valve, Male/Female Luer, 129 mL/min flow rate at 100mmHg, 45 psi back pressure, 1-5 psi inlet cracking pressure



### VPS5401036SN (Polycarbonate with Silicone Disk)

Reflux Check Valve, Male/Female Luer, 350mL/min flow Rate at 1 M head, 45 psi back pressure, opens at 284 mmHg



### VPS5401001N (ABS Housing with Silicone Disk)

Check Valve, Male Slip Luer, 420 mL/min flow rate at 1M head, 30 psi back pressure, 1/4 psi inlet cracking pressure



### VPM2930601N (White ABS)

Tube Clamp with split, 1/8" (3.2 mm) OD Tubing



**VPS3901074N (Polyisoprene with ABS Acrylic Body)**

IN-4000 Intermittent Injection Site to Male Luer Lock



**VPM1060200N (Clear Low Density Polyethylene)**

Long Spike Guard Closed at Tip



**VPM0480201N (White Polyethylene)**

Luer Tip Syringe Cap



**VPB0850400N (Clear ABS)**

Female Luer Thread Style Coupler



**VPM1080303N (Blue Polyethylene)**

Male Luer Integral Lock Ring Plug



**VPB1000055N (Polycarbonate Body with Polyethylene Handle)**

One way Stopcock, Male Slip Luer to Capped Female Luer Thread Style



**VP455980 (Polycarbonate Body with Polyethylene Handle)**

One Way Stopcock, Capped Male Luer Lock to Capped Female Luer Thread Style - Sterile Version



**VPB1000079N (Polycarbonate Body with Polyethylene Handle)**

Three Way Stopcock, (2) Capped Female Luer Thread Style and Capped Male Luer Lock



**VPB1000062N (Polycarbonate Body with Polyethylene Handle)**

Three Way Stopcock, (2) Female Luer Thread Style and Male Slip Luer



**VPB1000099N (Polycarbonate Body with Polyethylene Handle)**

Four Way Stopcock, (2) Capped Female Luer Thread Style and Male Slip Luer



**VPB1000110N (Polycarbonate Body with Polyethylene Handle)**

Four Way Stopcock, (2) Capped Female Luer Thread Style & Capped Male Luer Lock



**VPS5069200N (White ABS Spike with Clear LDPE Guard)**

Bag Spike with vented guard (replaces VPS5069700N)



**POLYVINYL CHLORIDE (PVC) TUBING****75 Durometer**

Our PVC tubing is a very cost effective product that can satisfy a broad array of end use applications. It is flexible in nature, optically clear, and easily sterilized.

**Resin Grade & Technical Information:**

This tubing is extruded from Unichem® 7511 G-015 resin, which is in compliance with all US Food & Drug Administration regulations for food grade use under Title 21 CFR. It is also certified USP Class VI. It can be sterilized by gamma radiation or Ethylene Oxide (EtO) gas. This tubing is not autoclavable.

DIMENSION (ID X OD X LGTH)	NUMBER
1/16" X 1/8" X 100'	PV00-1031C
1/16" X 1/8" X 1000'	PV00-1031M
3/32" X 3/16" X 100'	PV00-2047C
1/8" X 1/4" X 100'	PV00-3062C
1/8" X 1/4" X 1000'	PV00-3062M
3/16" X 5/16" X 100'	PV00-5062C
1/4" X 3/8" X 100'	PV00-6062C

**POLYURETHANE TUBING****80 Durometer**

Our polyurethane tubing is extremely kink resistant. It is also highly resistant to abrasion and scuffing. It is widely accepted as a premium material for medical device use because of its flexible nature and easy sterilizability.

**Resin Grade & Technical Information:**

This tubing is extruded from Dow's® compound Pellethane 2363-80AE, which has passed USP Class VI testing. It can be sterilized by gamma radiation or Ethylene Oxide (EtO) gas. Please do not autoclave this tubing, as it may alter the chemical nature of the resin.

DIMENSION (ID X OD X LGTH)	NUMBER
1/16" X 1/8" X 100'	UR00-1031C
1/16" X 1/8" X 1000'	UR00-1031M
3/32" X 3/16" X 100'	UR00-2047C
3/32" X 3/16" X 1000'	UR00-2047M
1/8" X 1/4" X 100'	UR00-3062C

**LOW DENSITY POLYETHYLENE TUBING****92 Durometer**

Our polyethylene tubing has excellent mechanical and chemical resistance properties. However, please use caution if your application involves possible bending or kinking the tubing. It is a semi-rigid material and will be permanently deformed if kinked or bent too tight.

**Resin Grade & Technical Information:**

This tubing is extruded from DuPont® 2020T, which is in compliance with all U.S. Food & Drug Administration regulations for food grade use under Title 21 CRF. It can be sterilized by gamma radiation or Ethylene Oxide (EtO) gas. Autoclaving is not recommended.

DIMENSION (ID X OD X LGTH)	NUMBER
1/16" X 1/10" X 100'	LDPE01-1019C
1/16" X 1/10" X 1000'	LDPE01-1019M
1/16" X 1/8" X 100'	LDPE01-1031C
1/16" X 1/8" X 1000'	LDPE01-1031M
3/32" X 5/32" X 100'	LDPE01-2031C
3/32" X 5/32" X 1000'	LDPE01-2031M
1/8" X 3/16" X 100'	LDPE01-3031C
1/8" X 3/16" X 1000'	LDPE01-3031M



**ASSORTED DESIGNER KIT (Part number - ASSORTED KIT-001)**

Our Assorted Kit provides a cross section of many components designed and manufactured by Value Plastics. This kit contains a variety of our popular components, including luers, tube-to-tube and threaded fittings. Includes 484 pieces, please [click here](#) for a complete list of all included parts.



Note: Due to our ever increasing product line, Kit contents are subject to change without notice. Kits may include one or more of each component in a variety of materials.

**LUER DESIGNER KIT (Part Number - LUER KIT-001)**

Our Luer Kit contains male and female luers, luer plugs, couplers, tees, elbows as well as blood pressure cuff and monitor fittings. Luer tapers are made to ISO standards. Includes over 500 pieces, please [click here](#) for a complete list of all included parts.



Note: Due to our ever increasing product line, Kit contents are subject to change without notice. Kits may include one or more of each component in a variety of materials.

**TUBE-TO-TUBE DESIGNER KIT (Part Number - TUBE-TO-TUBE KIT-001)**

Our Tube-to-Tube Kit contains a variety of fittings in different configurations - and one that is sure to work for your application. Some of the fittings contained in this kit include straight-thru connectors, tees, elbows, Ys, and press-in plugs. Includes over 500 pieces, please [click here](#) for a complete list of all included parts.



Note: Due to our ever increasing product line, Kit contents are subject to change without notice. Kits may include one or more of each component in a variety of materials.

**XQ DESIGNER KIT (Part Number - XQ KIT-001)**

Our XQ Kit contains an assortment of XQ Series Quick Connect Fittings (Quick Disconnect Couplings). Includes 22 pieces, please [click here](#) for a complete list of all included parts.



Note: Due to our ever increasing product line, Kit contents are subject to change without notice. Kits may include one or more of each component in a variety of materials.

#### BLOOD PRESSURE DESIGNER KIT (Part Number - BP KIT-001)

Our Blood Pressure Kit contains a variety of blood pressure fittings that are manufactured by Value Plastics. Some of the fittings contained in this kit include quick connect fittings, connectors, panel mounts and adaptors. Includes 30 different parts and 138 pieces, please [click here](#) for a complete list of all included parts.



Note: Due to our ever increasing product line, Kit contents are subject to change without notice. Kits may include one or more of each component in a variety of materials.

#### BIOPHARM DESIGNER KIT (Part Number - BIOPHARM KIT-001)

Our Biopharm Designer Kit contains a variety of fittings that are commonly found within the BioPharm market. Some of the fittings contained in this kit include our larger fittings of Y's, T's, elbows, straight through and reducing connectors ranging from 3/8" to 1", sanitary fittings and gaskets. Contains 95 different pieces, please [click here](#) for a complete list of all included parts.



Note: Due to our ever increasing product line, Kit contents are subject to change without notice. Kits may include one or more of each component in a variety of materials.

#### BUILD-A-PART DESIGNER KIT (Part Number - KIT01-81 -KIT01-40)

Our Build-A-Part Kits are available in two different materials: White ABS or Polysulfone. Contained in these kits are luers, elbows, tees, and junction blocks. Includes over 500 pieces, please [click here](#) for a complete list of all included parts.



Note: Due to our ever increasing product line, Kit contents are subject to change without notice. Kits may include one or more of each component in a variety of materials.

#### INK JET DESIGNER KIT (Part Number - INK JET KIT-001)

A cross section of many components designed and manufactured by Value Plastics. Includes luers, tube-to-tube and threaded fittings commonly used by Ink Jet Printer Manufacturers. Includes 382 pieces, please [click here](#) for a complete list of all included parts.



Note: Due to our ever increasing product line, Kit contents are subject to change without notice. Kits may include one or more of each component in a variety of materials.

**MANUAL TUBESETTER**

Designed for rapid assembly of barb to tube connections, the Tubesetter assembly tool joins flexible tubing and Value Plastics' barbed fitting, applying the force necessary to push the tube over the barb. No external power source is needed. Made almost entirely of acetal plastic, the device is easy to clean and suitable for operation in most environments. Consider the Manual Small Fitting Tubesetter assembly tool for prototype assembly or lower-volume manufacturing needs.

Value Plastics' Tubesetter® assembly tool sets the standard for effortless tube set production. The Tubesetter product joins flexible tubing and Value Plastics' barbed fitting, applying the force necessary to push the tube over the barb, providing efficiency, economy and ease of use over other connection alternatives without adhesives or solvents!

**Manual Tubesetter**

- Easy to use
- Excellent for volumes up to 1,000 assemblies per month
- Accommodates tubing from 3/32" to 3/8" OD
- Configurable for: Luers - Straights - Ys - Tees - Elbows
- Requires no electricity or pneumatic power
- Long-life acetal construction



PART	DESCRIPTION
930B1A	Manual TUBESETTER® Base
930JS*	Standard Jaw Set
930AS*	Standard Flip Top Anvil
920PS*	Standard Pin Set Assembly

\*The base manual TUBESETTER® unit requires a jaw set, anvil assembly and pin set assembly. An additional engineering fee may be required for a custom application.

**Need more details?**

Part drawings, minimum order quantities, and CAD requests can be found online by [clicking here](#), or contact Sales at [sales@valueplastics.com](mailto:sales@valueplastics.com)

**Technical Assistance**

Trying to choose the correct part? Need more material information than is published in this catalog? Call Value Plastics Technical support **(970) 267-5200**

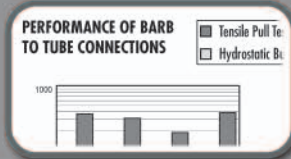
# TECHNICAL INFORMATION



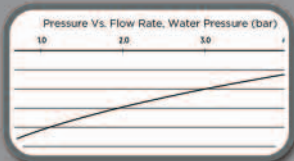
## Barb Dimensions PG-77

200 SERIES			
BARB SIZE	BARB OD	h	l
210	0.094	0.1	1
220	0.141	0.1	1
230	0.188	0.1	1
240	0.234	0	1


## Barb Performance PG-78



## BPF Series Performance PG-79



## Panel Mount Instructions PG-79



## Resin Information PG-80

CHEMICAL	%	TEMP C	TEMP F	ABS
Acetic Acid	5%	23 C	73 F	Excellent
Acetone	100%	50 C	122 F	Satisfactory
Acetophenone	100%	24 C	75 F	Satisfactory
Acetylene	100%	24 C	75 F	—
Air	100%	82 C	180 F	Excellent
Ammonia, Liquid	100%	24 C	75 F	Satisfactory
Ammonium Metavanadate	100%	99 F	39 F	Good

## Trademarks PG-83



## Index PG-84



The **CLASSIC SERIES** is characterized by a longer barb that extends the sealing surface of the fitting. Tubing is expanded from 42% to 69% above its nominal ID.



The **200 SERIES** offers outstanding performance characteristics when used with flexible tubing. Tubing is expanded by 50% above its nominal ID, permitting high-pressure capabilities.



The **300 SERIES** offers outstanding performance characteristics when used with flexible tubing. Tubing is expanded by 35% above its nominal ID, permitting high-pressure capabilities in the larger tube sizes.



The **400 Series** provides easy assembly while maintaining excellent pressure and tensile capabilities. Originally created for semi-rigid tubing, this series is preferred for applications where tensile/pressure properties are not highly critical, or when ease of assembly is desired. The 400 Series expands the tubing 25% above its nominal ID.



The **500 SERIES** profile is composed of blended radii, giving it the distinct look. Each barb is designed to accommodate a range of tube sizes and tube types. Consideration should be given to flow restriction, pressure capability, and the force required for assembly of the tube.



The **600 SERIES** barbs are designed for use with silicone, C-Flex® and PVC tubing sizes commonly used in biopharm and other applications. Tubing is expanded from 18% to 34% above its nominal ID to maintain a low profile and ease of assembly, and the straight barb stem facilitates use of recommended cable tie retainers or hose clamps.



The **700 SERIES** barb is designed for use with Value Plastics' XQ Series quick connect fittings. This unique single barb is available in sizes to fit the 1/4" (6.4 mm), 5/16" (7.9 mm) and 3/8" (9.5 mm) ID tubing sizes and materials commonly used in disposable and reusable medical equipment. Reinforced PVC, unreinforced PVC and polyurethane tubing materials work well with this barb style.



The **900 SERIES** offers outstanding performance characteristics when used with flexible tubing. Tubing is expanded from 8% to 17% above its nominal ID. This barb provides high flow efficiency and excellent tensile strength. A hose clamp is recommended for this series.

**CLASSIC SERIES**



Barb Size	Barb OD	Barb ID	Tube Internal Diameter		
			Dec.	Frac.	Metric
10	0.105	0.046	0.063	1/16"	1.6 mm
20	0.145	0.060	0.094	3/32"	2.4 mm
30	0.187	0.078	0.125	1/8"	3.2 mm
40	0.234	0.100	0.156	5/32"	4.0 mm
50	0.280	0.130	0.188	3/16"	4.8 mm
60	0.355	0.187	0.250	1/4"	6.4 mm

**200 SERIES**



Barb Size	Barb OD	Barb ID	Tube Internal Diameter		
			Dec.	Frac.	Metric
210	0.094	0.047	0.063	1/16"	1.6 mm
220	0.141	0.070	0.094	3/32"	2.4 mm
230	0.188	0.094	0.125	1/8"	3.2 mm
240	0.234	0.117	0.156	5/32"	4.0 mm
250	0.282	0.141	0.188	3/16"	4.8 mm
260	0.375	0.188	0.250	1/4"	6.4 mm

**300 SERIES**



Barb Size	Barb OD	Barb ID	Tube Internal Diameter		
			Dec.	Frac.	Metric
360	0.338	0.192	0.250	1/4"	6.4 mm

**400 SERIES**



Barb Size	Barb OD	Barb ID	Tube Internal Diameter		
			Dec.	Frac.	Metric
410	0.078	0.046	0.063	1/16"	1.6 mm
420	0.117	0.068	0.094	3/32"	2.4 mm
430	0.156	0.092	0.125	1/8"	3.2 mm
440	0.206	0.125	0.156	5/32"	4.0 mm
445	0.213	0.125	0.170	-	4.3 mm
450	0.234	0.137	0.188	3/16"	4.8 mm
460	0.313	0.184	0.250	1/4"	6.4 mm

**600 SERIES**



Barb Size	Barb OD	Barb ID	Tube Internal Diameter		
			Dec.	Frac.	Metric
N655	0.335	0.181	0.250	1/4"	6.4 mm
N670	0.490	0.296	0.375	3/8"	9.5 mm
T670	0.490	0.286	0.375	3/8"	9.5 mm
Y670	0.490	0.296	0.375	3/8"	9.5 mm
N680	0.625	0.403	0.500	1/2"	12.7 mm
T680	0.625	0.399	0.500	1/2"	12.7 mm
Y680	0.625	0.401	0.500	1/2"	12.7 mm
N690	0.762	0.499	0.625	5/8"	16.0 mm
T690	0.762	0.483	0.625	5/8"	16.0 mm
N6100	0.900	0.615	0.750	3/4"	19.0 mm
N6110	1.180	0.804	1.000	1"	25.4 mm

**500 SERIES**



Barb Size	Barb OD	Barb ID	Tube Internal Diameter		
			Dec.	Frac.	Metric
004	0.102	0.060	0.063	1/16"	1.6 mm
007	0.129	0.076	0.094	3/32"	2.4 mm
013	0.164	0.096	0.125	1/8"	3.2 mm
025	0.208	0.122	0.156	5/32"	4.0 mm
035	0.264	0.155	0.188	3/16"	4.8 mm
055	0.335	0.197	0.250	1/4"	6.4 mm
065	0.425	0.250	0.312	5/16"	8.0 mm
N070	0.483	0.262	0.375	3/8"	9.5 mm
L070	0.483	0.251	0.375	3/8"	9.5 mm
T070	0.483	0.290	0.375	3/8"	9.5 mm
Y070	0.483	0.290	0.375	3/8"	9.5 mm
N080	0.613	0.333	0.500	1/2"	12.7 mm
L080	0.613	0.319	0.500	1/2"	12.7 mm
T080	0.613	0.356	0.500	1/2"	12.7 mm
Y080	0.613	0.362	0.500	1/2"	12.7 mm
N090	0.718	0.390	0.625	5/8"	16.0 mm
L090	0.718	0.374	0.625	5/8"	16.0 mm
T090	0.718	0.374	0.625	5/8"	16.0 mm
Y090	0.718	0.390	0.625	5/8"	16.0 mm
N100	0.853	0.465	0.750	3/4"	19.0 mm
L100	0.853	0.443	0.750	3/4"	19.0 mm
T100	0.853	0.447	0.750	3/4"	19.0 mm
Y100	0.853	0.492	0.750	3/4"	19.0 mm
N110	1.125	0.623	1.000	1"	25.4 mm
L110	1.125	0.600	1.000	1"	25.4 mm
T110	1.125	0.600	1.000	1"	25.4 mm
Y110	1.125	0.623	1.000	1"	25.4 mm

**700 SERIES**



Barb Size	Barb OD	Barb ID	Tube Internal Diameter		
			Dec.	Frac.	Metric
755	0.329	0.204	0.250	1/4"	6.4 mm
765	0.398	0.245	0.312	5/16"	7.9 mm
770	0.455	0.302	.375	3/8"	9.5 mm

**900 SERIES**



Barb Size	Barb OD	Barb ID	Tube Internal Diameter		
			Dec.	Frac.	Metric
970	0.437	0.269	0.375	3/8"	9.5 mm
975	0.573	0.358	0.500	1/2"	12.7 mm

The data presented here is for reference only. It was compiled to provide our customers with a means of comparing the characteristics of components at the time of publication. The particular conditions of your use and application of our products are beyond our control. Thus, it is imperative that you test our products in your specific application to determine their suitability. All information is provided without implied or express warranty or guarantee by Value Plastics® or other manufacturers. None of the information provided constitutes a recommendation or endorsement of any kind by Value Plastics®.

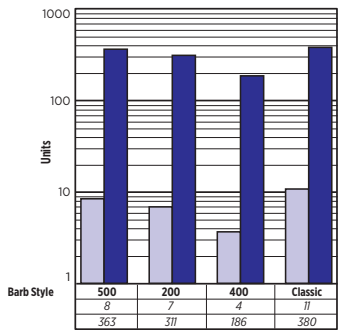
Tensile pull and burst tests were performed by an independent laboratory under controlled conditions to provide comparative performance data for the various barb styles and sizes offered by Value Plastics. Graph numbers 1 through 8 present the data from each of the tests for each barb size and each barb style connected to PVC tube.

The values shown are the means of a statistically significant sample quantity of each configuration. Value Plastics barbed fittings specifically designed for use with the tubing size indicated were used in these tests. No oversized barbs, solvents, adhesives, or secondary fasteners of any kind were used.

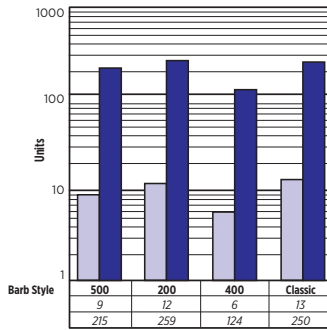
**Tensile Pull Test:** Tensile properties were measured to determine the force required to remove the barbed fitting from the tubing. Tensile specimens were mounted axially in a holding fixture and tested at a rate of 20 inches per minute. Failure mode was tubing separating from the barb.

**Hydrostatic Burst Test:** Hydrostatic burst testing was performed in general accordance with ASTM D1599. Failure mode was either tubing separating from the barb, the tubing bursting, or a combination of the two.

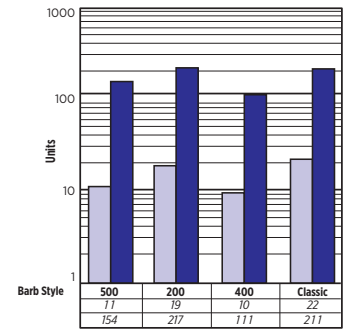
**Performance of Barb to Tube Connections - ■ Tensile Pull Test (lbs) - ■ Hydrostatic Burst Test (psi)**



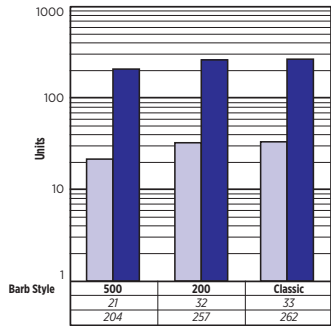
Graph 1: 1/16" Barb Performance



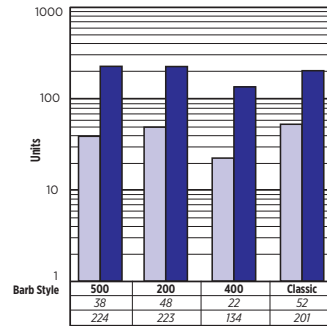
Graph 2: 3/32" Barb Performance



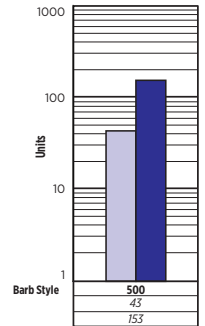
Graph 3: 1/8" Barb Performance



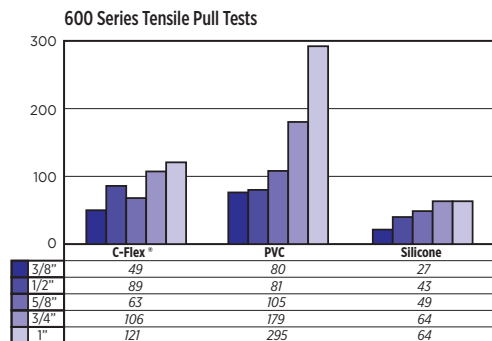
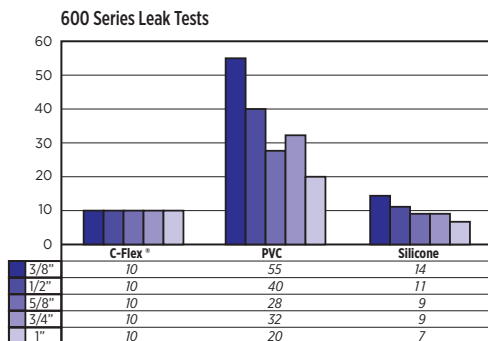
Graph 4: 5/32" Barb Performance



Graph 5: 3/16" Barb Performance



Graph 6: 1/4" Barb Performance



The data presented here is for reference only. It was compiled to provide our customers with a means of comparing the characteristics of components at the time of publication. The particular conditions of your use and application of our products are beyond our control. Thus, it is imperative that you test our products in your specific application to determine their suitability. All information is provided without implied or express warranty or guarantee by Value Plastics' or other manufacturers. None of the information provided constitutes a recommendation or endorsement of any kind by Value Plastics'.

Maximum cycles \_\_\_\_\_ 50,000 connect-disconnect cycles

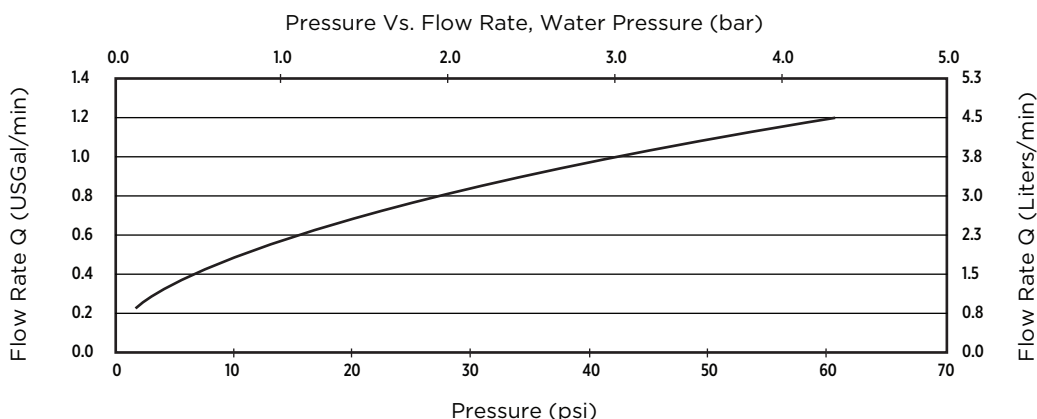
Maximum leak resistance \_\_\_\_\_ < .007 psi / 0.05 kPa / sec.

Maximum axial tensile resistance \_\_\_\_\_ 20 lbf.

Minimum Fitting ID \_\_\_\_\_ .113" / 2.9 mm

Maximum working pressure \_\_\_\_\_ 60 psi, 4.14 bar

Minimum Cv \_\_\_\_\_ .39



**TECHNICAL:**

Panel Mount Instructions

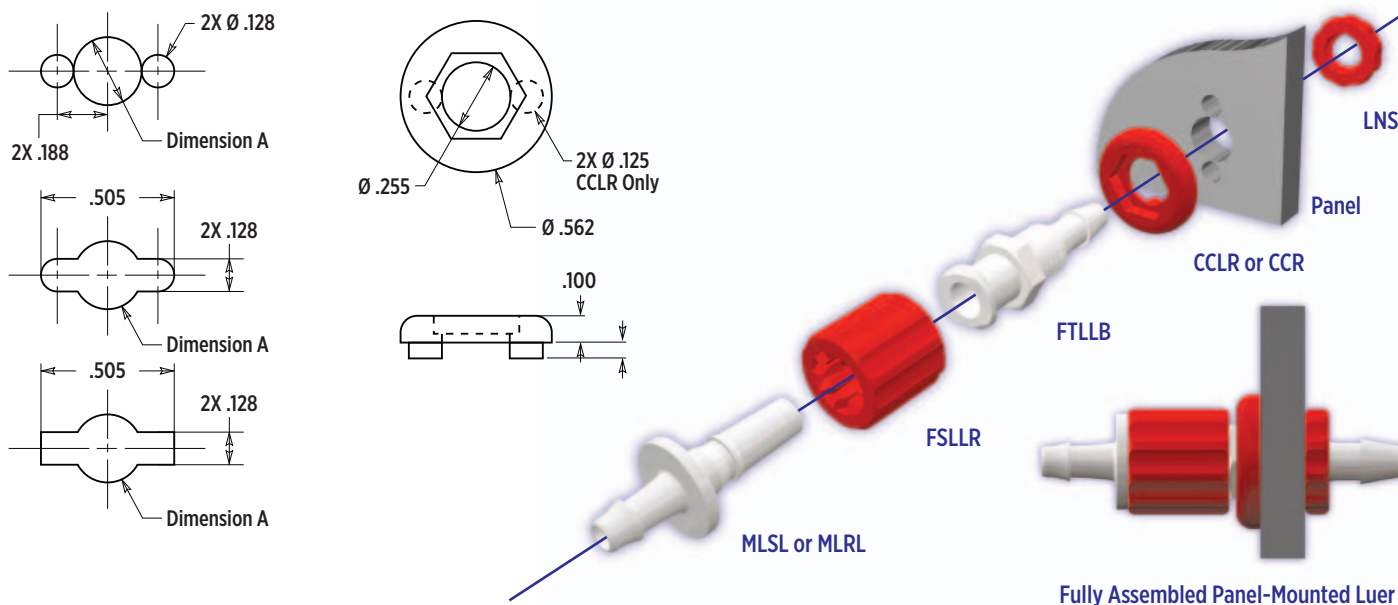
Panel-mounted female luers, in both FTLLB (thread style) and FTLB (lug style) series, are shown beginning on [page 32](#). When used with our CCLR lock rings or CCR color coding rings and LNS lock nuts (see [pages 33, 55](#)), color coding of connections is easy.

The information provided here will help you mount the panel mount luers. Please note that they are intended for panel thickness of 1/16" to 1/8" (1.5 to 3 mm).

FTLLB series shown with MLSL luer, FSLLR lock ring, CCLR color coding lock ring, and LNS lock nut.

**Threaded Panel Openings:** Tap the panel with threads from tube fittings, panel mounts or BPMBs and use a CCR color coded ring. In this case, the fitting tightened into the panel prevents fitting rotation. Use an LNS lock nut for additional security; tighten snug plus 1/4 turn only.

**Non-Threaded Panel Openings:** Use any one of the three panel patterns shown below with a CCLR lock ring and LNS lock nut. Together, the panel opening and CCLR prevent the panel mount fitting from rotating. Tighten LNS snug plus 1/4 turn only.



CHEMICAL	%	TEMP C	TEMP F	ABS	ACETAL	PVDF	NYLON	POLYCARBONATE	POLYPROPYLENE	POLYSULFONE
Acetic Acid	5%	23 C	73 F	Excellent	Unsatisfactory	Excellent	Satisfactory	Satisfactory	Excellent	Excellent
Acetone	100%	50 C	122 F	Unsatisfactory	Unsatisfactory	Unsatisfactory	Satisfactory	Unsatisfactory	Excellent	Unsatisfactory
Acetophenone	100%	24 C	75 F	Satisfactory	—	Unsatisfactory	Excellent	—	Satisfactory	—
Acetylene	100%	24 C	75 F	—	—	Excellent	Excellent	—	—	—
Air	100%	82 C	180 F	Excellent	Excellent	Excellent	Excellent	—	—	Excellent
Ammonia, Liquid	100%	24 C	75 F	Satisfactory	—	Unsatisfactory	Satisfactory	Unsatisfactory	Excellent	Excellent
Ammonium Hydroxide	10%	23 C	73 F	Satisfactory	—	Excellent	Excellent	Unsatisfactory	Excellent	Excellent
Ammonium Hydroxide	10%	70 C	158 F	Unsatisfactory	—	Excellent	Unsatisfactory	Unsatisfactory	Excellent	Excellent
Barium Sulfide	100%	24 C	75 F	Excellent	Excellent	Excellent	Satisfactory	—	Excellent	—
Benzene	100%	23 C	73 F	Satisfactory	Excellent	Excellent	Excellent	Unsatisfactory	Satisfactory	Unsatisfactory
Bleach	100%	23 C	73 F	—	Unsatisfactory	Excellent	Satisfactory	Unsatisfactory	Satisfactory	Excellent
Boric Acid	7%	35 C	95 F	Excellent	Excellent	Excellent	Unsatisfactory	Excellent	Excellent	—
Calcium Carbonate	Sat. sol.	24 C	75 F	Excellent	—	Excellent	—	—	Excellent	—
Carbon Dioxide	100%	50 C	122 F	Satisfactory	Excellent	Excellent	Excellent	—	Excellent	—
Carbon Monoxide	100%	50 C	122 F	Satisfactory	—	Excellent	Excellent	—	Excellent	—
Carbon Tetrachloride	100%	50 C	122 F	Unsatisfactory	—	Excellent	Excellent	Unsatisfactory	Unsatisfactory	Unsatisfactory
Chlorine Water	Dilute	23 C	73 F	Unsatisfactory	—	Excellent	Satisfactory	Unsatisfactory	Unsatisfactory	Satisfactory
Chlorine Water	Concen.	23 C	73 F	Unsatisfactory	—	Excellent	Unsatisfactory	Unsatisfactory	Unsatisfactory	Unsatisfactory
Chlorobenzene	100%	23 C	73 F	Satisfactory	—	Excellent	Excellent	Unsatisfactory	Unsatisfactory	Unsatisfactory
Chlorofluorocarbon 11	100%	24 C	75 F	—	—	Excellent	Excellent	Satisfactory	—	Excellent
Chloroform	100%	23 C	73 F	Unsatisfactory	Satisfactory	Excellent	Satisfactory	Unsatisfactory	Unsatisfactory	Unsatisfactory
Cyclohexanone	100%	24 C	75 F	Unsatisfactory	—	Excellent	Excellent	Unsatisfactory	Satisfactory	Unsatisfactory
Dichlorethylene	100%	23 C	73 F	—	—	Excellent	Satisfactory	—	Excellent	Unsatisfactory
Ethanol	95%	50 C	122 F	Satisfactory	—	Excellent	Excellent	Satisfactory	Excellent	Satisfactory
Ethyl Acetate	95%	50 C	122 F	Satisfactory	—	Unsatisfactory	Excellent	Unsatisfactory	Satisfactory	Unsatisfactory
Ethylene Glycol	100%	23 C	73 F	Excellent	Satisfactory	Excellent	Excellent	Satisfactory	Excellent	Excellent
Ethylene Oxide	100%	24 C	75 F	Unsatisfactory	—	Excellent	Satisfactory	Satisfactory	Satisfactory	Excellent
Ethylene Oxide	100%	79 C	175 F	Unsatisfactory	—	Excellent	Unsatisfactory	Satisfactory	Unsatisfactory	Excellent
Fatty Acids	—	—	—	—	Excellent	Excellent	—	Satisfactory	Excellent	—
Fluorine	100%	23 C	73 F	Unsatisfactory	—	Excellent	Unsatisfactory	—	—	—
Formaldehyde	37%	24 C	75 F	Unsatisfactory	Excellent	Excellent	—	Unsatisfactory	Excellent	Unsatisfactory
Gasoline	100%	85 C	185 F	Excellent	Satisfactory	Excellent	Excellent	Unsatisfactory	Satisfactory	Satisfactory
Glucose	Concen.	24 C	75 F	Excellent	—	Excellent	—	—	Excellent	—
Glycerin	100%	24 C	75 F	Excellent	—	Excellent	—	Excellent	Excellent	Excellent
Hydrochloric Acid	2%	23 C	73 F	Excellent	Satisfactory	Excellent	Excellent	Excellent	Excellent	Excellent
Hydrochloric Acid	10%	25 C	77 F	Excellent	Satisfactory	Excellent	Unsatisfactory	Excellent	Excellent	Excellent
Hydrofluoric Acid	10%	23 C	73 F	Satisfactory	—	Excellent	Unsatisfactory	—	Excellent	Excellent
Hydrogen Peroxide	1%	24 C	75 F	Excellent	Unsatisfactory	Excellent	Satisfactory	Excellent	Excellent	Excellent
Hydrogen Peroxide	5%	43 C	110 F	Satisfactory	Unsatisfactory	Excellent	Unsatisfactory	Excellent	Satisfactory	Excellent
Isopropanol	70%	23 C	73 F	—	Excellent	Excellent	Excellent	Call*	Excellent	Satisfactory
Kerosene	100%	85 C	185 F	Satisfactory	—	Excellent	Excellent	Satisfactory	Satisfactory	Satisfactory
Methyl Ethyl Ketone	100%	50 C	122 F	Unsatisfactory	—	Unsatisfactory	Excellent	Unsatisfactory	Satisfactory	Unsatisfactory
Methylene Chloride	100%	23 C	73 F	Unsatisfactory	—	Excellent	Satisfactory	Unsatisfactory	Excellent	Unsatisfactory
Methanol	100%	23 C	73 F	Unsatisfactory	—	Excellent	Excellent	Satisfactory	Excellent	Satisfactory
Nitric Acid	10%	23 C	73 F	Satisfactory	—	Excellent	Unsatisfactory	Unsatisfactory	Excellent	Satisfactory
Oxygen	100%	24 C	75 F	—	—	Excellent	Satisfactory	—	—	—
Ozone	100%	43 C	110 F	Satisfactory	—	Satisfactory	Unsatisfactory	Unsatisfactory	—	—
Phenol	90%	23 C	73 F	Unsatisfactory	Unsatisfactory	Excellent	Unsatisfactory	—	Excellent	—
Phosphoric Acid	5%	98 C	208 F	Satisfactory	Unsatisfactory	Excellent	Unsatisfactory	Unsatisfactory	Excellent	Excellent
Propane	100%	23 C	73 F	Satisfactory	—	Excellent	Excellent	—	—	—
Sodium Bicarbonate	Concen.	24 C	75 F	Excellent	Excellent	Excellent	Excellent	—	Excellent	Excellent
Sodium Chloride	10%	23 C	73 F	Excellent	—	Excellent	Excellent	—	Excellent	Excellent
Sodium Chloride	Sat. sol.	24 C	75 F	Excellent	—	Excellent	Excellent	—	Excellent	Excellent
Sodium Hydroxide	10%	70 C	158 F	Satisfactory	—	Excellent	Satisfactory	—	Excellent	Excellent
Steam	—	120 C	248 F	Unsatisfactory	—	Excellent	Unsatisfactory	Unsatisfactory	Satisfactory	Excellent
Sulfuric Acid	30%	23 C	73 F	Satisfactory	Unsatisfactory	Excellent	Unsatisfactory	Excellent	Excellent	Excellent
Tetrahydrofuran	100%	23 C	73 F	Satisfactory	—	Unsatisfactory	Excellent	—	Unsatisfactory	—
Toluene	100%	50 C	122 F	Satisfactory	Unsatisfactory	Excellent	Excellent	Unsatisfactory	Unsatisfactory	Unsatisfactory
Trichloroethylene	100%	23 C	73 F	Satisfactory	—	Excellent	Satisfactory	Unsatisfactory	Unsatisfactory	Unsatisfactory
Water	100%	79 C	175 F	Excellent	—	Excellent	Excellent	Unsatisfactory	Excellent	Excellent

\* Call Value Plastics technical support to review your application and the concentration of Isopropanol that will be used.

The data presented here is for reference only. It was compiled to provide our customers with a means of comparing the characteristics of components at the time of publication. The particular conditions of your use and application of our products are beyond our control. Thus, it is imperative that you test our products in your specific application to determine their suitability. All information is provided without implied or express warranty or guarantee by Value Plastics' or other manufacturers. None of the information provided constitutes a recommendation or endorsement of any kind by Value Plastics'.



Material - Manufacturer & Grade		VP Code	Regulatory Compliance of Base Resin*		RoHS Compliant	BPA Free	DEHP Free	Animal Derivative Free*
<b>ABS (Lace White)</b> - INEOS Lustran 348-000000		<b>-81</b>		Please call for details	Yes	Yes	Yes	No
<b>ABS (Methyl Methacrylate)</b> - BASF Terlux 2802 TR		<b>-8003, SCV Series</b>		USP Class VI Certified	Yes	Yes	Yes	Yes
<b>ABS (Sno White)</b> - INEOS Lustran 348-012002		<b>-8012</b>		USP Class VI Certified; ISO 10993 Part 1 Compliant	Yes	Yes	Yes	No
<b>Acetal</b> - DuPont Delrin 500P		<b>-10</b>		21 CFR 177.2480 FDA Approved	Yes	Yes	Yes	No
<b>Acetal Copolymer</b> - BASF Ultraform N 23020 003		<b>-1006, -1007</b>		21 CFR 177.2470 FDA Approved	Yes	Yes	Yes	No
<b>Acrylic</b> - Cyro Cyrolite Med 2		<b>-50</b>		USP Class VI Certified; ISO 10993 Compliant; 21 CFR 177.1010 FDA Approved	Yes	Yes	Yes	Yes
<b>Nylon (PA 66)</b> - DuPont Zytel 101F		<b>-0, -1, -2, -3, -4, -5, -06, -07</b>		21 CFR 177.1500 FDA Approved	Yes	Yes	Yes	No
<b>Nylon (PA 66)</b> - DuPont Zytel SC310 NC010		<b>-U1, -U5, -U01, -U05</b>		USP Class VI Certified; ISO 10993 Compliant; 21 CFR 177.1500 FDA Approved	Yes	Yes	Yes	No
<b>Nylon (Glass Reinforced)</b> - DuPont Zytel 70G30L		<b>-U71, -U75</b>		21 CFR 177.1500 FDA Approved	Yes	Yes	Yes	No
<b>Nylon (Glass Reinforced)</b> - DuPont Zytel 70G33L		<b>-72</b>		21 CFR 177.1500 FDA Approved	Yes	Yes	Yes	No
<b>Polycarbonate (Clear)</b> - Bayer Makrolon 2558 550115		<b>-9</b>		USP Class VI Certified; ISO 10993 Compliant; 21 CFR 177.1580 FDA Approved	Yes	No	Yes	No
<b>Polycarbonate (Clear)</b> - Bayer Makrolon Rx 1805 451118		<b>-9010, SCV Series</b>		USP Class VI Certified; ISO 10993 Compliant	Yes	No	Yes	Yes
<b>Polycarbonate (Tinted)</b> - Styron Calibre Megarad 2081-15		<b>-9002, DCV Series</b>		ISO 10993 Compliant	Yes	No	Yes	No
<b>Polyethylene</b> - LyondellBasell Purell PE 1840 H		<b>SCV Series</b>		Please call for details	Yes	Yes	Yes	N/A
<b>Polypropylene</b> - LyondellBasell Profax PD626		<b>-6</b>		Please call for USP Class VI Compliance; 21 CFR 177.1520 FDA Approved	Yes	Yes	Yes	No
<b>Polypropylene</b> - Flint Hills P5M6K-080		<b>-6005, -6006</b>		USP Class VI Certified; 21 CFR 177.1520 FDA Approved	Yes	Yes	Yes	Yes
<b>Polysulfone</b> - Solvay Udel PI700 CL2611		<b>-40</b>		21 CFR 177.1655 FDA Approved	Yes	Yes	Yes	Yes
<b>PVDF</b> - Arkema Kynar 1000 HD		<b>-J1A</b>		USP Class VI Certified; 21 CFR 177.2510 FDA Approved	Yes	Yes	Yes	Yes
<b>SAN</b> - BASF 388S TR 7770		<b>SCV Series</b>		ISO 10993 Compliant	Yes	Yes	Yes	N/A
<b>Silicone</b> - Wacker Elastosil LR 3003		<b>SCV Series</b>		USP Class VI Certified	Yes	Yes	Yes	Yes

\*As determined by resin manufacturer

Material - Manufacturer & Grade	VP Code	Gamma Radiation Sterilization*	Ethylene Oxide Sterilization	Autoclave Sterilization
<b>ABS (Lace White)</b> - INEOS Lustran 348-000000	<b>-81</b>	Compatible up to 5 Mrads	Good	Not suitable due to low heat deflection temperatures
<b>ABS (Methyl Methacrylate)</b> - BASF Terlux 2802 TR	<b>-8003, SCV Series</b>	Withstands up to 5 Mrad doses without yellowing	Good	Poor: components may distort due to low heat deflection temperatures
<b>ABS (Sno White)</b> - INEOS Lustran 348-012002	<b>-8012</b>	Compatible up to 5 Mrads	Good	Not suitable due to low heat deflection temperatures
<b>Acetal</b> - DuPont Delrin 500P	<b>-10</b>	Compatible up to 1 Mrad	Excellent	Very Good
<b>Acetal Copolymer</b> - BASF Ultraform N 2320 003	<b>-1006, -1007</b>	Compatible up to 1.5 Mrads	Excellent	Very Good
<b>Acrylic</b> - Cyro Cyrolite Med 2	<b>-50</b>	Very good up to commonly used doses (6 Mrads)	Excellent	Not Recommended
<b>Nylon (PA 66)</b> - DuPont Zytel 101F	<b>-0, -1, -2, -3, -4, -5, -06, -07</b>	Very good; may discolor to brownish hue	Very good; some susceptibility to oxidizing agents	Very good; product may swell slightly due to water absorption
<b>Nylon (PA 66)</b> - DuPont Zytel SC310 NC010	<b>-U1, U5, -U01, -U05</b>	Very good; may discolor to brownish hue	Very good; some susceptibility to oxidizing agents	Very good; product may swell slightly due to water absorption
<b>Nylon (Glass Reinforced)</b> - DuPont Zytel 70G30L	<b>-U71, -U75</b>	Very good; may discolor to brownish hue	Very good; some susceptibility to oxidizing agents	Excellent
<b>Nylon (Glass Reinforced)</b> - DuPont Zytel 70G33L	<b>-72</b>	Very good; may discolor to brownish hue	Very good; some susceptibility to oxidizing agents	Excellent
<b>Polycarbonate (Clear)</b> - Bayer Makrolon 2558 550115	<b>-9</b>	Compatible up to 10 Mrads with minor loss of physical properties; will discolor to yellow-green hue	Highly compatible	Poor: may craze or stress crack due to molding stresses
<b>Polycarbonate (Clear)</b> - Bayer Makrolon Rx 1805 451118	<b>-9010, SCV Series</b>	Compatible up to 10 Mrads with minor loss of physical properties; may discolor slightly dependent upon dose/number of cycles	Highly compatible	Poor: may craze or stress crack due to molding stresses
<b>Polycarbonate (Tinted)</b> - Styron Callbre Megarad 2081-15	<b>-9002, DCV Series</b>	Excellent up to 10 Mrads with minor loss of physical properties; may light violet hue turns clear upon sterilization	Highly compatible	Not Recommended
<b>Polyethylene</b> - LyondellBasell Purell PE 1840 H	<b>SCV Series</b>	Compatible up to 5 Mrads	Highly compatible	Not Recommended
<b>Polypropylene</b> - LyondellBasell Profax PD626	<b>-6</b>	Excellent up to commonly used sterilization doses (6 Mrads)	Good; may react poorly to ETO/CFC mix	Poor: components may distort due to low heat deflection temperatures
<b>Polypropylene</b> - Flint Hills PSM6K-080	<b>-6005, -6006</b>	Very good to commonly used sterilization doses (6 Mrads)	Highly compatible	Poor: components may distort due to low heat deflection temperatures
<b>Polysulfone</b> - Solvay Udel P1700 CL2611	<b>-40</b>	Highly compatible; will discolor to brownish hue	Excellent	Excellent
<b>PVDF</b> - Arkema Kynar 1000 HD	<b>-11A</b>	Highly compatible; will discolor to brownish hue	Excellent	Highly Compatible
<b>SAN</b> - BASF 388S TR 77770	<b>SCV Series</b>	Compatible up to 5 Mrads	Good	Not suitable due to low heat deflection temperatures
<b>Silicone</b> - Wacker Elastosil LR 3003	<b>SCV Series</b>	Compatible up to 5 Mrads	Highly compatible	Very good

\*1 Megarad (Mrad) = 10 KiloGrays (Kgy)

Property	ASTM Test Method	PVDF	Polycarb	Radiation Stable PC	Polypro	Nylon <sup>a</sup>	GF Nylon <sup>a</sup>	ABS	MABS	Polysulfone	Acetal
Tensile Strength	D638	5,400	10,000	9,800	—	12,000	27,000	4,800	—	—	—
Elongation at Break, %	D638	100-400	120	150	375	300	3	50	12	50-100	40
Tensile Yield Strength, psi	D638	6,500	9,200	9,800	4,400	12,000	—	5,700	6,960	10,200	9,900
Flexural Modulus, kpsi	D790	360	330	350	170	410	1,300	330	—	390	450
Rockwell Hardness D	D785	—	R118	R118	R80-102	R121	—	R107	—	—	R122
Rockwell Hardness M	—	—	M75	M72	—	M79	M101	—	—	M69	M89
Shore Hardness D	D2240	D76-80	—	—	—	—	—	—	—	—	—
Coef. of Linear 10-5 in/in/°F	D696	7.6	3.9	3.8	—	4	1.3	5.5	—	3.1	—
Deflection Temp°F @264psi	D648	244	266	252	—	194	480	173	194	345	216
Deflection Temp°F @66psi	D648	—	273	—	190	455	—	—	201	358	332
Water Absorption, %, 24 h	D570	0.015	0.15	0.15	0	1.2	0.7	0.25- 0.40	0.7	0.3	0.4
Izod Impact, (Notched) ft-lb/in	D256	3.1	16.0	14.0	0.5	1.0	2.2	6.0	1.31	1.3	—

The data presented here is for reference only. It was compiled to provide our customers with a means of comparing the characteristics of components at the time of publication. The particular conditions of your use and application of our products are beyond our control. Thus, it is imperative that you test our products in your specific application to determine their suitability. All information is provided without implied or express warranty or guarantee by Value Plastics® or other manufacturers. None of the information provided constitutes a recommendation or endorsement of any kind by Value Plastics®.

**TECHNICAL:**  
Trademarks

**Trademark** **1,428,380**



Corporate Trademark. The stylized design associated with Value Plastics® products and services.

To protect our intellectual property and our customers, it is important to be aware of the patents and trademarks that apply to our products. Look for the Value Plastics logo (V) to ensure you do not mistakenly use a poor quality counterfeit of a Value Plastics® fitting, thereby jeopardizing the integrity and quality of your product.

- C-Flex® is a registered trademark of Consolidated Polymer Technologies, Inc.
- Dow® is a registered trademark of the Dow Chemical Company
- DuPont® is a registered trademark of E.I. DuPont de Nemours & Co
- Dinamap® is a registered trademark of GE Healthcare
- Kynar® is a registered trademark of Atochem Atofina North America, Inc.
- Tuf-Flex® is a registered trademark of Rubber Fab Technologies Group
- Unichem® is a registered trademark of the Colorite Plastics Company

**Trademark** **1,887,178**



Corporate Trademark.

One or more components contained in this catalog may be covered by B. Braun OEM Division patents and trademarks. Patent numbers: 4,246,932; 4,535,820; 4,683,916.

©2011 Value Plastics, Inc. All rights reserved. No part of this catalog may be reproduced without the express consent of Value Plastics, Inc. All terms are current as of January 1, 2011 and are subject to change without notice.

**Trademark** **3,838,623**



Trademark for our non-metal bondable fittings

**Trademark** **1,727,081**



Trademark for our rapid assembly devices

**OTHER TRADEMARKS**

- 1,827,467
- 1,817,921
- 1,817,922
- 2,655,263
- 2,616,170
- 2,535,232
- 2,535,234

3PF210 .....	52	16220 .....	63
3PF220 .....	52	16230 .....	63
3PF230 .....	52	16240 .....	63
4PDL210 .....	52	16250 .....	63
4PDL220 .....	53	16410 .....	63
4PDL230 .....	53	16420 .....	63
4PLL210 .....	53	16430 .....	63
4PLL220 .....	53	16445 .....	63
4PLL230 .....	53	16450 .....	63
4PX210 .....	52	18210 .....	64
4PX220 .....	52	18220 .....	64
4PX230 .....	52	18230 .....	64
6PDT210 .....	53	18240 .....	64
6PDT220 .....	53	18410 .....	64
6PDT230 .....	53	18420 .....	64
6PTT210 .....	53	18430 .....	64
6PTT220 .....	53	18445 .....	64
6PTT230 .....	53	AA .....	41
14MTLL .....	31	ABR004 .....	61
18FTLL .....	32	ABR007 .....	61
18L230 .....	65	ABR013 .....	61
18L250 .....	65	ABSML .....	31
18L260 .....	65	AC .....	43
18LFTLL .....	32	AD .....	43
18MTLL .....	31	Assorted Kit-001 .....	73
18T250 .....	65	B .....	57
18T260 .....	65	Barb Dimensions .....	77
920PS .....	75	Barb Performance .....	78
930AS .....	75	BDF16 .....	69
930BIA .....	75	BDF18 .....	69
930JS .....	75	BDFM6 .....	69
1040 .....	43	BDFS .....	69
1050 .....	43	BDJ01 .....	67
1401 .....	65	BDJ02 .....	67
1402 .....	65	BDJ03 .....	67
1600 .....	63	BDJ04 .....	67
1610 .....	63	BDJ05 .....	67
1620 .....	63	BDJ06 .....	67
1630 .....	63	BDJ07 .....	67
1640 .....	63	BDJ08 .....	67
1650 .....	63	BDJ09 .....	67
1800 .....	65	BDJ10 .....	67
1801 .....	65	BDJ11 .....	67
1802 .....	65	BDJ12 .....	67
1810 .....	64	BDJ13 .....	67
1820 .....	64	BDJ14 .....	67
1830 .....	64	BDJ15 .....	67
1840 .....	64	BDJ16 .....	67
1850 .....	64	BDJ17 .....	67
1860 .....	64	BDJ18 .....	67
2040 .....	44	BDJ19 .....	67
2050 .....	44	BDJ20 .....	67
3040 .....	44	BDJ21 .....	67
3050 .....	44	BDJ22 .....	67
3060 .....	44	BDM16 .....	69
4040 .....	41	BDM18 .....	69
4050 .....	44	BDMD .....	68
4060 .....	45	BDMFTLL .....	68
5050 .....	42	BDMK .....	69
5060 .....	45	BDML210 .....	68
6060 .....	42	BDML220 .....	68
16210 .....	63	BDML230 .....	68

BDML410 .....	68	CF006 .....	11
BDML420 .....	68	CF015 .....	10
BDML430 .....	68	CF020 .....	11
BDMM6 .....	69	CF022 .....	11
BDMML .....	68	CF079 .....	11
BDMR210 .....	68	CF104 .....	10
BDMR220 .....	68	CF128 .....	11
BDMR230 .....	68	CF131 .....	10
BDMR240 .....	68	CF141 .....	10
BDMR410 .....	68	CF148 .....	10
BDMR420 .....	68	CF165 .....	11
BDMR430 .....	68	CF166 .....	11
BDMR445 .....	68	CF173 .....	11
BDMRP .....	68	CF184 .....	10
BDMS .....	69	CF202 .....	11
BDMT210 .....	69	CF210 .....	10
BDMT220 .....	69	CF213 .....	10
BDMT230 .....	69	CF224 .....	10
BDMT410 .....	69	CF226 .....	10
BDMT420 .....	69	CF229 .....	37
BDMT430 .....	69	CF230 .....	37
BDMX .....	69	CF231 .....	11
BioPharm Kit-001 .....	74	CF233 .....	10
Blood Pressure, BP Kit-001 .....	74	CF235 .....	10
BPA013 .....	36	CF239 .....	10
BPA025 .....	36	CF302 .....	11
BPA035 .....	36	CF304 .....	10
BPA055 .....	36	CF322 .....	10
BPAM .....	36	CF494 .....	47
BPC025 .....	37	Chemical Resistance of Resin .....	80
BPC220 .....	37	CPN75 .....	19
BPC230 .....	37	CPX150 .....	19
BPC240 .....	37	D .....	57
BPC250 .....	37	DC .....	43
BPCL025 .....	37	DCV114 .....	17
BPCL220 .....	37	DCV115 .....	17
BPCL230 .....	37	DCV118 .....	17
BPCL240 .....	37	DCV125 .....	17
BPCL250 .....	37	DD .....	41
BPF Series Properties & Performance .....	79	Design Center .....	8
BPF220 .....	35	FLB035 .....	39
BPF230 .....	35	FLB055 .....	39
BPF240 .....	35	FLB065 .....	39
BPF250 .....	35	FLBP .....	39
BPLF230 .....	36	FSLLR .....	26, 29
BPLF240 .....	36	FTL10 .....	28
BPM013 .....	35	FTL20 .....	28
BPM025 .....	35	FTL30 .....	28
BPM035 .....	35	FTL210 .....	28
BPM240 .....	35	FTL220 .....	28
BPMB230 .....	35	FTL230 .....	29
BPMB240 .....	35	FTL240 .....	29
BPMB250 .....	35	FTLB210 .....	33
BPMMTLL .....	35	FTLB220 .....	33
BSFTLL .....	32	FTLB230 .....	33
BSMLRL .....	31	FTLC .....	29
C .....	57	FTLE .....	29
CA091 .....	30	FTLL004 .....	27
CC .....	41	FTLL007 .....	27
CCLR .....	33, 55	FTLL013 .....	27
CCR .....	33, 55	FTLL025 .....	28
CF001 .....	11	FTLL035 .....	28

FTLL055 .....	28	L60 .....	46
FTLL210 .....	27	L070 .....	47
FTLL220 .....	27	L070/055 .....	48
FTLL230 .....	27	L080 .....	47
FTLL240 .....	28	L080/070 .....	48
FTLL250 .....	28	L090 .....	47
FTLL360 .....	28	L100 .....	47
FTLL410 .....	27	L100/080 .....	48
FTLL420 .....	27	L110 .....	47
FTLL430 .....	27	L110/100 .....	48
FTLL445 .....	28	L210 .....	46
FTLL450 .....	28	L220 .....	46
FTLLB210 .....	32	L220/210 .....	47
FTLLB220 .....	32	L230 .....	46
FTLLB230 .....	32	L230/210 .....	47
FTLLBMLRL .....	32	L230/220 .....	47
FTLLC .....	29	L410 .....	46
FTLLE .....	29	L420 .....	46
FTLLP .....	30	L420/410 .....	47
FTLLSB004 .....	28	L430 .....	46
FTLLSB007 .....	28	L430/220 .....	47
FTLLSB013 .....	28	L430/410 .....	47
FTLP .....	30	L430/420 .....	47
FTLT .....	29	L440 .....	46
G40MPGR-TF150 .....	23	L970 .....	47
G42MPGR-TF075 .....	22	L975 .....	47
GMN450 .....	22	L6110 .....	47
GMX455 .....	23	LC34 .....	29
Ink Jet Kit-001 .....	74	LC78 .....	29
ISO 80369 .....	6	LDPE01-1019C .....	72
K10 .....	57	LDPE01-1019M .....	72
K210 .....	57	LDPE01-1031C .....	72
K220 .....	57	LDPE01-1031M .....	72
K230 .....	57	LDPE01-2031C .....	72
K240 .....	57	LDPE01-2031M .....	72
K410 .....	57	LDPE01-3031C .....	72
K420 .....	57	LDPE01-3031M .....	72
K430 .....	57	LE87 .....	29
K445 .....	57	LE7220 .....	29
KFTL .....	32	LE7230 .....	30
KFTLL .....	32	LNS .....	33, 55
KIT01-40 .....	74	LP4 .....	30
KIT01-81 .....	74	LP34 .....	30
KL210 .....	58	LT787 .....	29
KL220 .....	58	LT878 .....	29
KL230 .....	58	Luer Kit-001 .....	73
KL410 .....	58	M6P .....	62
KL420 .....	58	M5210 .....	62
KL430 .....	58	M5220 .....	62
KN .....	60	M5230 .....	62
KP .....	60	M5240 .....	62
KT210 .....	59	M6210 .....	62
KT220 .....	59	M6220 .....	62
KT230 .....	59	M6230 .....	62
KT410 .....	59	M6240 .....	62
KT420 .....	59	M6250 .....	62
KT430 .....	59	M6410 .....	62
L10 .....	46	M6420 .....	62
L20 .....	46	M6430 .....	62
L30 .....	46	M6445 .....	62
L40 .....	46	M6450 .....	62
L50 .....	46	Manual Tubesetter .....	75

MLB035 .....	39	N007/004 .....	43
MLB055 .....	39	N013 .....	41
MLB065 .....	39	N013/004 .....	43
MLBC7 .....	39	N013/007 .....	43
MLBC8 .....	39	N025 .....	41
MLBP .....	39	N025/004 .....	43
MLRL004 .....	26	N025/007 .....	44
MLRL007 .....	26	N025/013 .....	44
MLRL013 .....	26	N035 .....	42
MLRL025 .....	26	N035/007 .....	44
MLRL035 .....	26	N035/013 .....	44
MLRLB210 .....	33	N035/025 .....	44
MLRLB220 .....	33	N055 .....	42
MLRLB230 .....	33	N055/013 .....	44
MLRLC .....	29	N055/025 .....	44
MLRLP .....	30	N055/035 .....	45
MLSL004 .....	26	N065 .....	42
MLSL007 .....	26	N065/025 .....	45
MLSL013 .....	26	N065/035 .....	45
MLSL025 .....	26	N065/055 .....	45
MLSL035 .....	26	N070 .....	42
MLSL055 .....	26	N070/013 .....	45
MLSLP .....	30	N070/055 .....	45
MQCF230 .....	13	N080 .....	42
MQCF240 .....	13	N080/055 .....	45
MQCF250 .....	13	N080/070 .....	45
MQCRM230 .....	13	N090 .....	42
MQCRM240 .....	13	N090/055 .....	45
MQCRM250 .....	13	N090/070 .....	45
MSL004 .....	27	N100 .....	42
MSL007 .....	27	N100/080 .....	45
MSL013 .....	27	N110 .....	42
MSL025 .....	27	N110/100 .....	45
MSL035 .....	27	N210 .....	41
MSL055 .....	27	N220 .....	41
MTLCS .....	29	N220/210 .....	43
MTLL004 .....	25	N230 .....	41
MTLL007 .....	25	N230/210 .....	43
MTLL013 .....	25	N230/220 .....	43
MTLL025 .....	25	N410 .....	41
MTLL035 .....	25	N420 .....	41
MTLL055 .....	25	N420/410 .....	43
MTLL210 .....	25	N430 .....	41
MTLL220 .....	25	N430/410 .....	43
MTLL230 .....	25	N430/420 .....	43
MTLL240 .....	25	N440 .....	41
MTLL250 .....	25	N670 .....	42
MTLL360 .....	25	N670/655 .....	45
MTLL410 .....	25	N680 .....	42
MTLL420 .....	25	N680/655 .....	45
MTLL430 .....	25	N680/670 .....	45
MTLL445 .....	25	N690 .....	42
MTLL450 .....	25	N690/655 .....	45
MTLLP .....	30	N690/670 .....	45
MTLP .....	30	N970 .....	42
MTLS210 .....	27	N975 .....	42
MTLS220 .....	27	N6110/6100 .....	45
MTLS230 .....	27	Panel Mount Instructions .....	79
MTLS240 .....	27	PIP10 .....	54
MTLSP .....	30	PIP20 .....	54
N004 .....	41	PIP30 .....	54
N007 .....	41	PIP40 .....	54

PIP50 .....	54	SCV21053 .....	16
PIP60 .....	54	SCV22050 .....	16
PIP070 .....	54	SCV23050 .....	16
PIP080 .....	54	SCV25052 .....	16
PIP210 .....	54	SFMN655 .....	20
PIP220 .....	54	SFMN670 .....	20
PIP230 .....	54	SFMN680 .....	20
PIP240 .....	54	SFMN6100 .....	20
PIP670 .....	54	SFMNC .....	22
PIP680 .....	54	SFMX655 .....	21
PM2N .....	36	SFMX670 .....	21
PM3N .....	36	SFMX680 .....	21
PM4N .....	15	SFMX6100 .....	21
PMK210 .....	55	SFMX6110 .....	21
PMK220 .....	55	SFMXC .....	23
PMKN .....	33, 55	SFTL .....	32
PMS230 .....	55	SFTLL .....	32
PMSN .....	33, 36, 55	SMLRL .....	31
PV00-1031C .....	72	SMTLL .....	31
PV00-1031M .....	72	SP .....	61
PV00-2047C .....	72	T10 .....	48
PV00-3062C .....	72	T013 .....	48
PV00-3062M .....	72	T20 .....	48
PV00-5062C .....	72	T30 .....	48
PV00-6062C .....	72	T40 .....	48
RB01 .....	68	T055 .....	48
Resin Regulatory Status .....	81	T60 .....	49
Resin Sterilization Stability .....	82	T070 .....	49
RMLLR .....	68	T070/055 .....	50
S10 .....	60	T080 .....	49
S20 .....	60	T080/055 .....	50
S30 .....	61	T080/070 .....	50
S40 .....	61	T100 .....	49
S50 .....	61	T100/080 .....	50
S210 .....	60	T110 .....	49
S220 .....	60	T110/100 .....	50
S230 .....	60	T210 .....	48
S240 .....	61	T210/220 .....	49
S250 .....	61	T210/230 .....	49
S410 .....	60	T220 .....	48
S420 .....	60	T220/210 .....	49
S430 .....	60	T220/230 .....	50
S445 .....	61	T220R210 .....	49
S450 .....	61	T230 .....	48
SBLF013 .....	13	T230/210 .....	49
SBLF035 .....	13	T230/220 .....	50
SBLM013 .....	13	T230R210 .....	50
SBLM035 .....	13	T230R220 .....	50
SCV01092 .....	16	T250 .....	48
SCV03052 .....	17	T360/220 .....	50
SCV04052 .....	17	T360/230 .....	50
SCV05052 .....	17	T360/250 .....	50
SCV06052 .....	17	T410 .....	48
SCV07052 .....	17	T410/420 .....	49
SCV08053 .....	16	T410/430 .....	49
SCV09093 .....	17	T420 .....	48
SCV10090 .....	16	T420/410 .....	49
SCV11095 .....	17	T420/430 .....	50
SCV12052 .....	17	T420R410 .....	49
SCV15050 .....	17	T430 .....	48
SCV16090 .....	17	T430/410 .....	49
SCV17090 .....	16	T430/420 .....	50



T430R410 .....	50	XL210 .....	58
T430R420 .....	50	XL220 .....	58
T670 .....	49	XL230 .....	58
T680 .....	49	XL410 .....	58
T690 .....	49	XL420 .....	58
T970 .....	49	XL430 .....	58
T975 .....	49	XMLRL .....	31
TECS116 .....	61	XMTLL .....	31
TECS118 .....	61	XN .....	60
Trademarks .....	83	XP .....	60
TSC2F007 .....	38	XQ KIT-001 .....	73
TSC2F013 .....	38	XQCBM755 .....	15
TSC2F035 .....	38	XQCBM770 .....	15
TSC2F210 .....	38	XQCLM755 .....	15
TSC2FB230 .....	39	XQCLM770 .....	15
TSC2M013 .....	38	XQCM755 .....	14
TSC2M035 .....	38	XQCM770 .....	14
TSC2M210 .....	38	XQCVBM755 .....	15
TSC2MP .....	39	XQCVBM770 .....	15
Tube-To-Tube Kit-001 .....	73	XQCVLM755 .....	15
Typical Resin Properties .....	83	XQCVM755 .....	14
U10 .....	55	XQCVM765 .....	14
U20 .....	55	XQCVM770 .....	15
U30 .....	55	XQSBF755 .....	14
UR00-1031C .....	72	XQSBF770 .....	14
UR00-1031M .....	72	XQSF755 .....	14
UR00-2047C .....	72	XQSF770 .....	14
UR00-2047M .....	72	XQSVBF755 .....	14
UR00-3062C .....	72	XQSVBF770 .....	14
VBV0500NW .....	22	XQSVF755 .....	14
VBV1000NW .....	23	XQSVF765 .....	14
VLP4 .....	30	XQSVF770 .....	14
VNG075WHT .....	22	XT210 .....	59
VNG150WHT .....	23	XT220 .....	59
VP455980 .....	71	XT230 .....	59
VPB0850400N .....	71	XT410 .....	59
VPB1000055N .....	71	XT420 .....	59
VPB1000062N .....	71	XT430 .....	59
VPB1000079N .....	71	Y013 .....	51
VPB1000099N .....	71	Y055 .....	52
VPB1000110N .....	71	Y070 .....	52
VPM0480201N .....	71	Y080 .....	52
VPM1060200N .....	71	Y090 .....	52
VPM1080303N .....	71	Y100 .....	52
VPM2930601N .....	70	Y110 .....	52
VPS3901074N .....	71	Y210 .....	51
VPS5069200N .....	71	Y220 .....	51
VPS5401001N .....	70	Y230 .....	51
VPS5401020N .....	70	Y240 .....	51
VPS5401036SN .....	70	Y250 .....	51
VPS5401068N .....	70	Y260 .....	51
X10 .....	57	Y410 .....	51
X210 .....	57	Y420 .....	51
X220 .....	57	Y430 .....	51
X230 .....	57	Y450 .....	51
X240 .....	57	Y460 .....	51
X410 .....	57	Y670 .....	52
X420 .....	57	Y680 .....	52
X430 .....	57		
X445 .....	57		
XFTL .....	32		
XFTLL .....	32		



# VALUE PLASTICS, INC.

A NORDSON COMPANY

## United States of America

3325 South Timberline Road  
Fort Collins, CO 80525  
U.S.A.

**Phone:** +1 (970) 267.5200  
**Toll Free:** +1 (888) 404.5837

**sales@valueplastics.com**  
**www.valueplastics.com**

## Asia Pacific

P. O. Box No. 95982  
Tsim Sha Tsui Post Office  
Hong Kong

**Phone:** +011 (852) 6808.9862  
**Fax:** +011 (852) 2470.9802

**cnsales@valueplastics.com**  
**www.valueplastics.cn**



**PCV025**  
PCV025/SG1111

SERVICE QUALITY DELIVERY PROVEN PRECISION INNOVATION TRUSTED LEADERSHIP DIRECT SALES CUSTOM PARTS  
QUICK CONNECT FITTINGS SANITARY FITTINGS LUERS TUBE-TO-TUBE BLOOD PRESSURE THREADED TAPERED SEAL

# SPECIALISTS IN FLUID CONNECTIONS

SERVICE QUALITY DELIVERY PROVEN PRECISION INNOVATION TRUSTED LEADERSHIP DIRECT SALES CUSTOM PARTS SERVICE  
SOLUTIONS BUILD-A-PART QUICK CONNECT FITTINGS SANITARY FITTINGS LUERS TUBE-TO-TUBE FITTINGS

TRUSTED LEADERSHIP DIRECT SALES CUSTOM PARTS  
BLOOD PRESSURE THREADED