


DIAPHRAGM PUMP

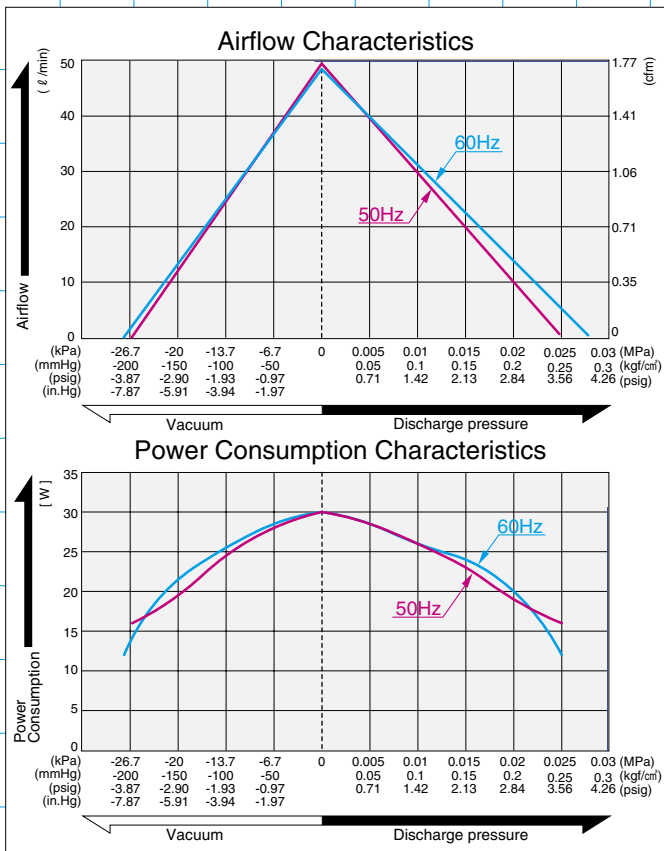
DIAPHRAGM PUMP



vc0301B

Airflow & Power Consumption

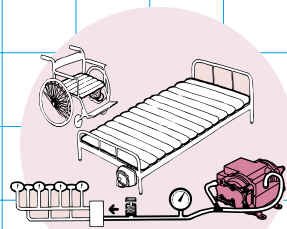
Specifications



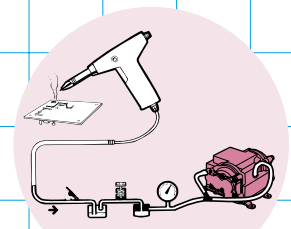
| | (SI) | (EURO) | (U.S.A.) |
|------------------------|---|-----------------------------|------------------------|
| Rated Pressure | 0.01 MPa (0.1 kgf/cm ²) | 0.1 bar | 1.42 psig |
| Rated Airflow | 25 l/min 0.88 cfm | | |
| Rated Voltage | 120 V AC or 230 V AC | | |
| Maximum Pressure | 0.02 MPa (0.2 kgf/cm ²) | 0.2 bar | 2.84 psig |
| Max. vacuum | -21.3 kPa (-160 mmHg) | -213 mbar | -6.3 in.Hg |
| Power Consumption | 27 W | | |
| Rated Frequency | 60 Hz or 50 Hz | | |
| Working Pressure Range | -21.3kPa~0.02 MPa (-160 mmHg~0.2 kgf/cm ²) | -213 mbar ~ 0.2 bar | -6.3 in.Hg ~ 2.84 psig |
| Life Expectancy | 10,000 hours | | |
| Inlet | 10.5 mm O.D. hose nipple | | |
| Outlet | 8.5 mm O.D. hose nipple | | |
| Duty Cycle | Continuous | | |
| Coil Insulation Class | A for 120V & B for 230V or its equivalent | | |
| Mounting Dimensions | 125 (L) x56 (W) mm | 4-15/16" (L) x 2-13/64" (W) | |
| Gross Weight | 1.7 kg | | 3.7 Lbs. |
| Leadwire Length | 300 mm 11-13/16" | | |

Please read the page of "How to Use This Catalog" first for correct use of compressors and pumps.

Application Examples

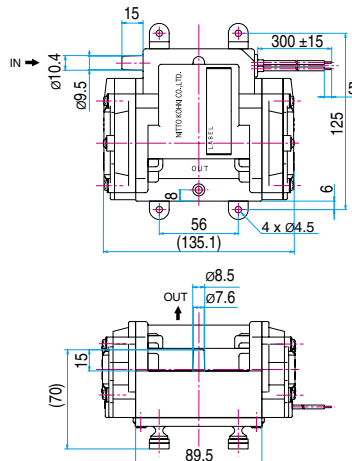
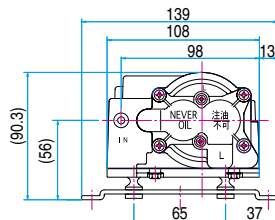


Bedsores Prevention Mattress



Solder Fume Suction

Sketch Drawing and Mounting Dimensions Diagram (mm)



Dual Type Only

